



US00D338686S

United States Patent [19] Ito

[11] Patent Number: **Des. 338,686**

[45] Date of Patent: **** Aug. 24, 1993**

[54] **CAP FOR A WRITING INSTRUMENT**

[75] Inventor: **Kunio Ito, Funabashi, Japan**

[73] Assignee: **Pentel Kabushiki Kaisha, Tokyo, Japan**

[**] Term: **14 Years**

[21] Appl. No.: **839,892**

[22] Filed: **Feb. 25, 1992**

[30] **Foreign Application Priority Data**

Aug. 26, 1991 [JP] Japan 3-25506

[52] U.S. Cl. **D19/57; D19/48; D19/51; D19/56**

[58] Field of Search **D19/35, 36, 41-51, D19/54-58, 81-85; 401/202, 213, 196, 243-247**

[56] **References Cited**

U.S. PATENT DOCUMENTS

- D. 282,378 1/1986 Ohyabu et al. D19/43
- D. 312,391 11/1990 Vitrac D19/51
- D. 317,625 6/1991 Itoh D19/57

- D. 318,294 7/1991 Cho-Kai D19/57 X
- D. 325,221 4/1992 Ito D19/51 X
- D. 331,780 12/1992 Cheng D19/57

FOREIGN PATENT DOCUMENTS

3931983 4/1991 Fed. Rep. of Germany 401/202

Primary Examiner—Nelson C. Holtje

Assistant Examiner—Martha Thompson

Attorney, Agent, or Firm—Wenderoth, Lind & Ponack

[57] CLAIM

The ornamental design for a cap for a writing instrument, as shown and described.

DESCRIPTION

FIG. 1 is a rear elevational view of a cap for a writing instrument showing my new design;
 FIG. 2 is a front elevational view;
 FIG. 3 is a right side elevational view, the left side being a mirror image thereof;
 FIG. 4 is a top plan view;
 FIG. 5 is a bottom plan view; and,
 FIG. 6 is a top, left front perspective view thereof.

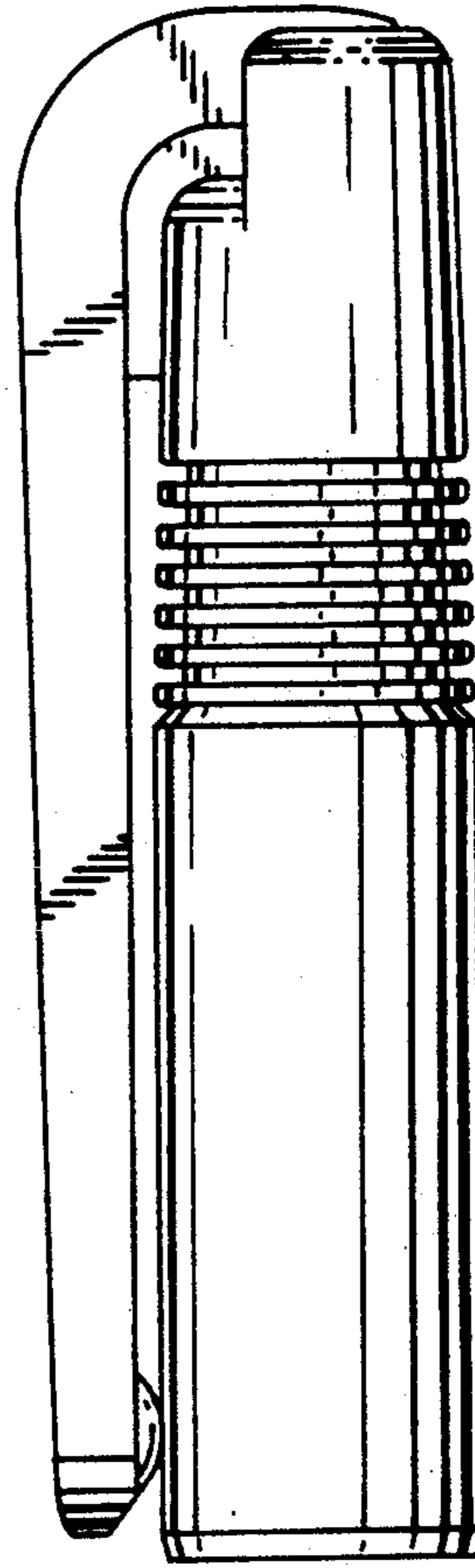



FIG. 1

FIG. 2

FIG. 3

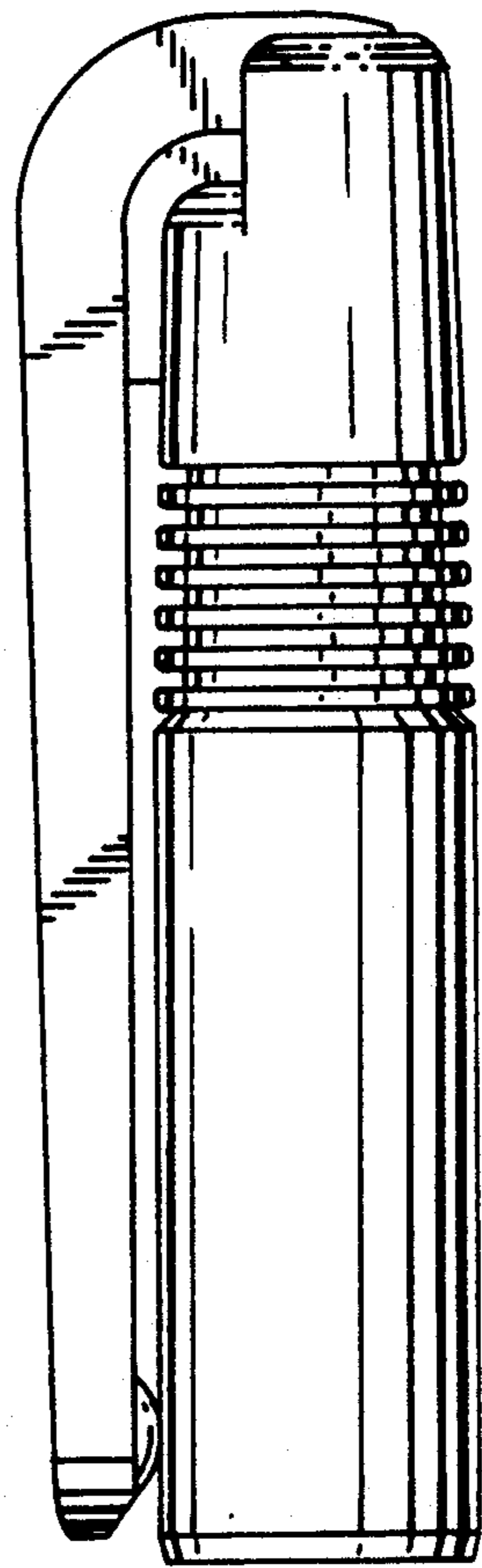

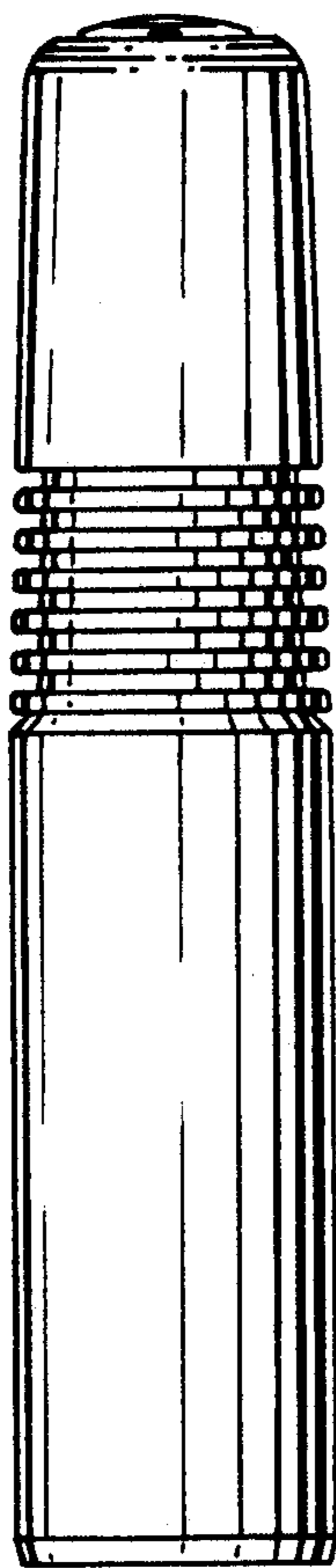


FIG. 4




FIG. 6

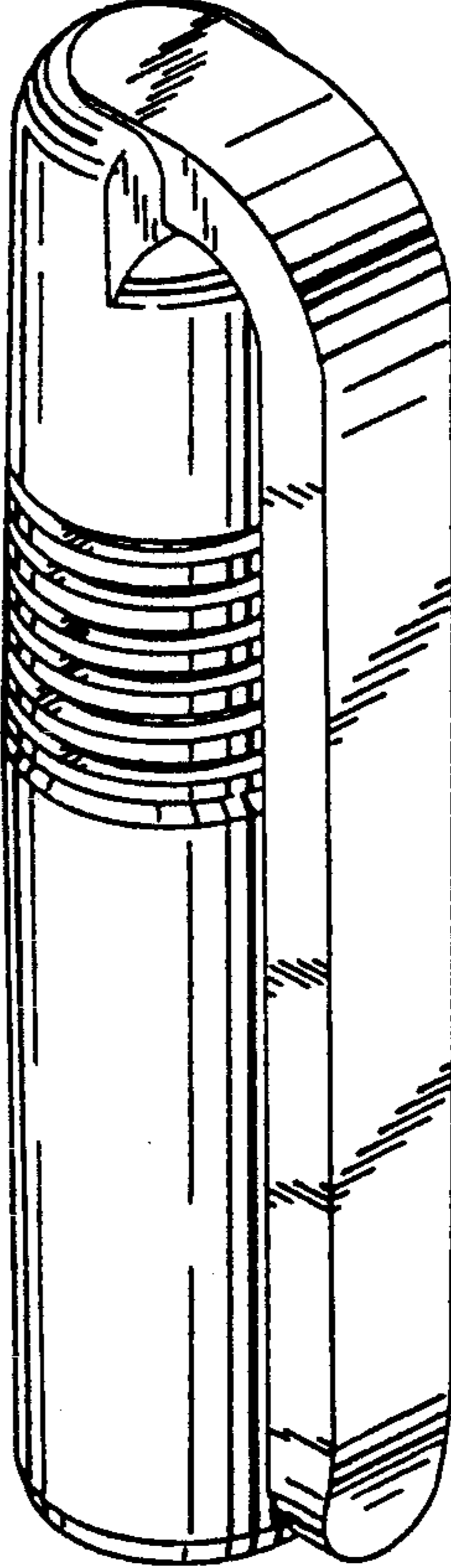


FIG. 5

