



US00D338679S

United States Patent [19]

Perrin et al.

[11] Patent Number: **Des. 338,679**

[45] Date of Patent: **** Aug. 24, 1993**

[54] **SPECTACLES**

[75] Inventors: **Alain-Dominique Perrin, Rueil Malmaison; Jacques Diltor, Villeneuve la Garenne, both of France**

[73] Assignee: **Cartier International B.V., Amsterdam, Netherlands**

[**] Term: **14 Years**

[21] Appl. No.: **801,827**

[22] Filed: **Dec. 3, 1991**

[30] **Foreign Application Priority Data**

Jun. 3, 1991 [FR] France 91 3371

[52] U.S. Cl. **D16/102**

[58] Field of Search **D16/101-102, D16/105, 107, 112, 117, 121-123; 351/44, 56-59, 62, 51, 43, 47-48, 83, 87, 91, 159; 2/436, 449**

[56] **References Cited**

U.S. PATENT DOCUMENTS

D. 175,135	7/1955	Stegeman	D16/117
D. 183,845	11/1958	Liautaud	D16/102
D. 232,380	8/1974	Johnsen	D16/102
D. 275,204	8/1984	Kanouï	D16/117
D. 292,983	12/1987	Kanouï	D16/102
D. 305,900	2/1990	Samuel	D16/102

Primary Examiner—Bernard Ansher
Assistant Examiner—R. Barkai
Attorney, Agent, or Firm—Cushman, Darby & Cushman

[57] **CLAIM**

The ornamental design for spectacles, as shown and described.

DESCRIPTION

FIG. 1 is a front elevational view of spectacles showing our new design;
FIG. 2 is a right side elevational view thereof;
FIG. 3 is a left side elevational view thereof;
FIG. 4 is a rear elevational view thereof;
FIG. 5 is a top plan view thereof; and,
FIG. 6 is a bottom plan view thereof.

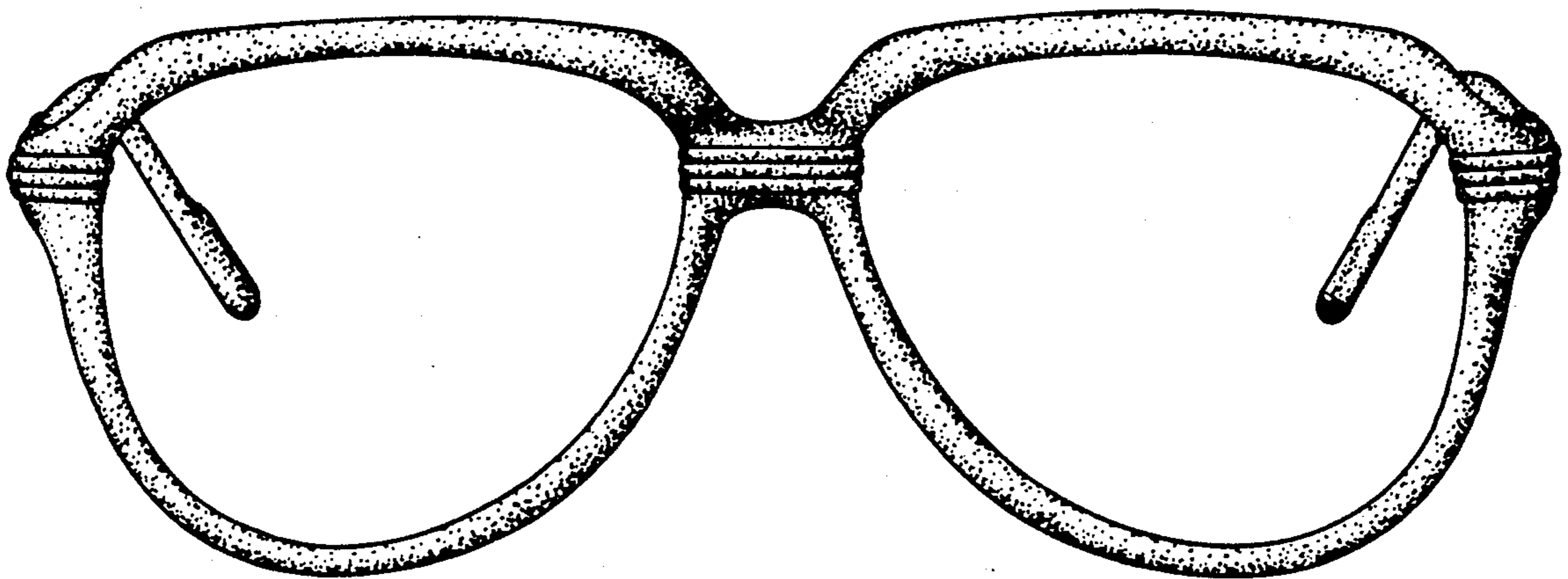


FIG. 1




FIG. 2

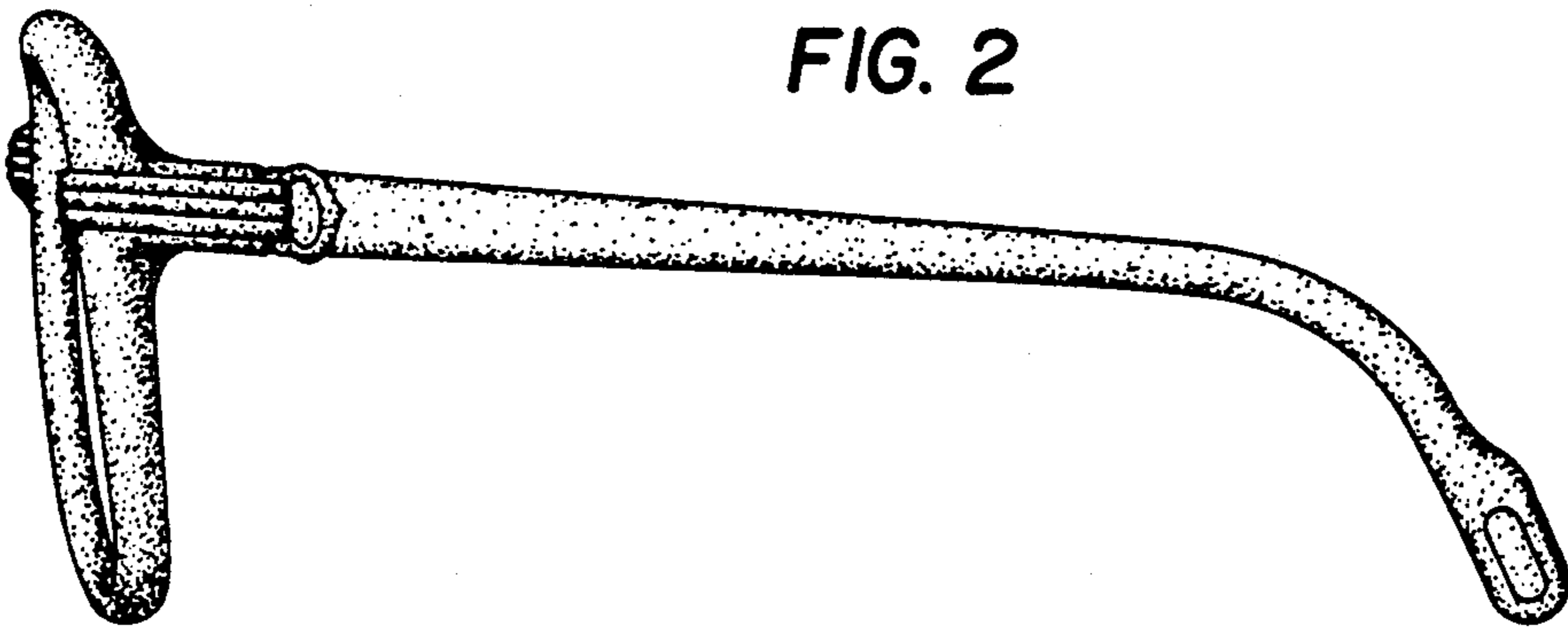


FIG. 3

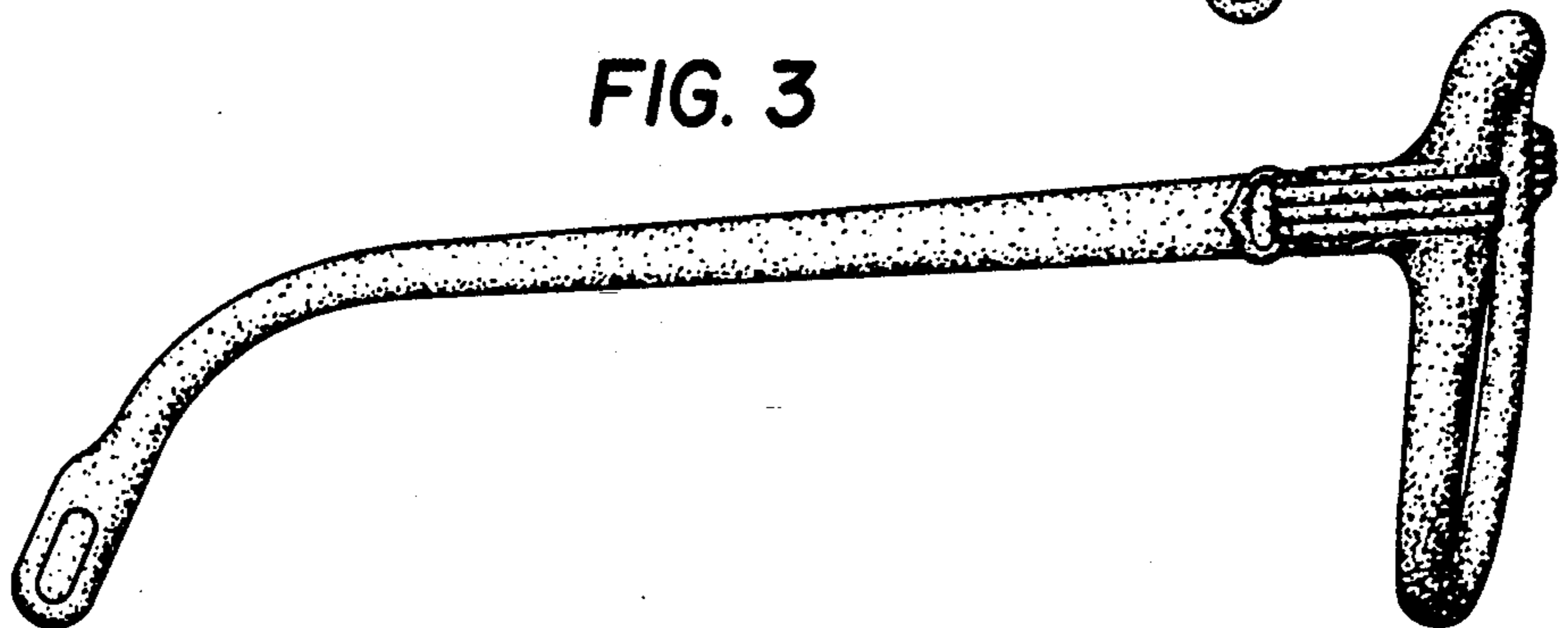


FIG. 4




FIG. 5

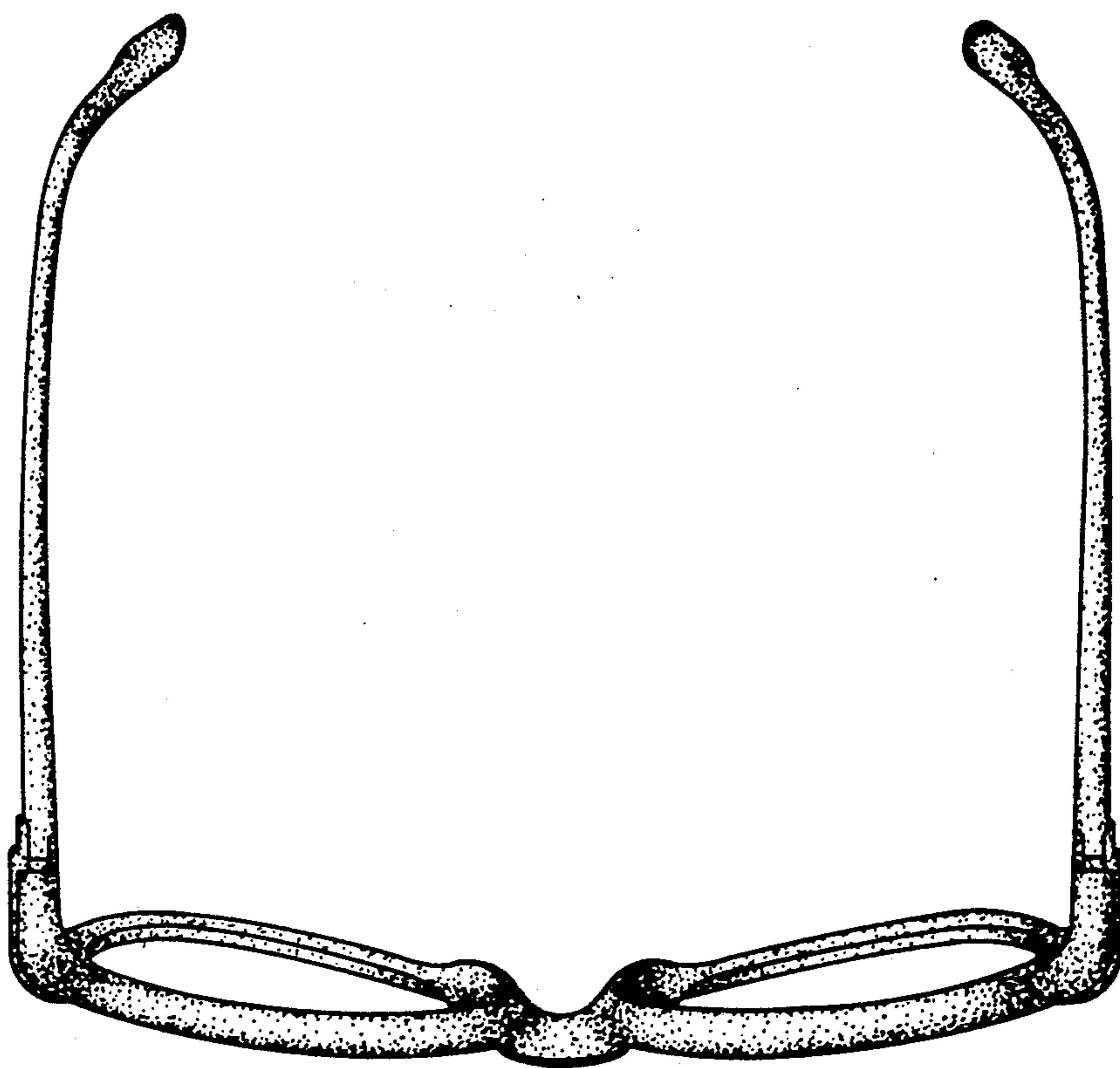


FIG. 6

