



US00D338649S

United States Patent [19]

[11] Patent Number: **Des. 338,649**

Kuny

[45] Date of Patent: **** Aug. 24, 1993**

[54] **SUPPORT FOR A VEHICLE MIRROR**

[56] **References Cited**

[75] Inventor: **Lawrence I. Kuny**, Glenwood, South Africa

U.S. PATENT DOCUMENTS

D. 163,160 5/1951 Appleton D12/187
1,540,409 6/1925 McCray 359/855

[73] Assignees: **Bernard Lewis**, Transvaal Province;
Punch S. Kuny, Glenwood Natal Province, both of South Africa

OTHER PUBLICATIONS

Canadian Tire Catalogue, 1978, 1 pg.
Primary Examiner—James M. Gandy
Attorney, Agent, or Firm—Ladas & Parry

[**] Term: **14 Years**

[57] **CLAIM**

The ornamental design for a support for a vehicle mirror, as shown.

[21] Appl. No.: **742,871**

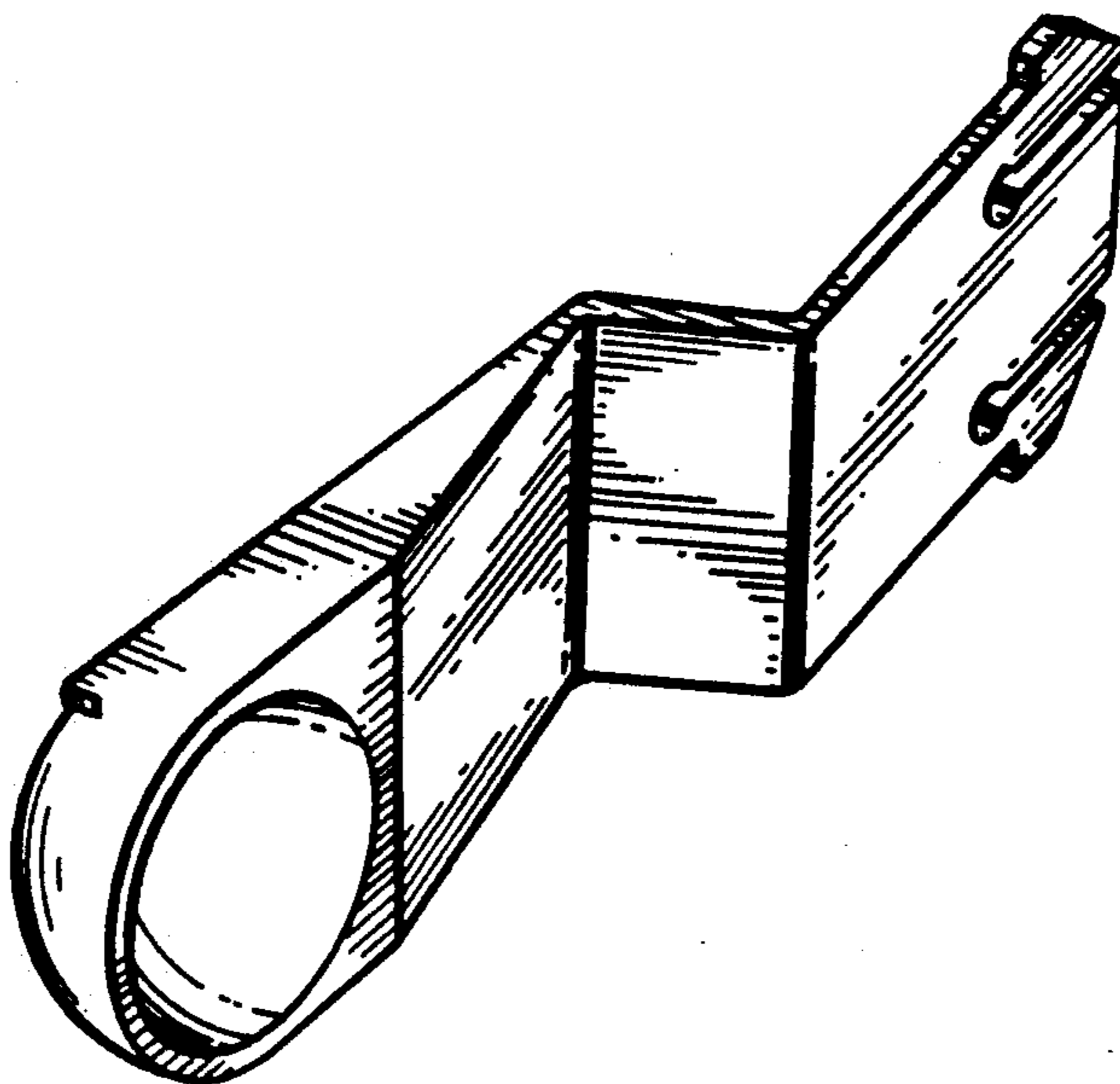
DESCRIPTION

[22] Filed: **Aug. 9, 1991**

FIG. 1 is a bottom plan view of a support for a vehicle mirror showing my new design;
FIG. 2 is a top plan view thereof;
FIG. 3 is a front elevational view thereof;
FIG. 4 is a rear elevational view thereof;
FIG. 5 is an end elevational view thereof;
FIG. 6 is an opposite end elevational view thereof;
FIG. 7 is a perspective view of the bottom, front and one end thereof; and,
FIG. 8 is a perspective view of the bottom, rear and opposite end thereof.

[30] **Foreign Application Priority Data**

Feb. 12, 1991 [ZA] South Africa 91/0107
[52] U.S. Cl. **D12/187**
[58] Field of Search D12/187; 248/474, 479,
248/480, 485; 359/838, 841, 842, 844, 850, 854,
855, 865, 866, 868, 871, 872, 873, 875, 879, 880,
881






FIG. 1



FIG. 2

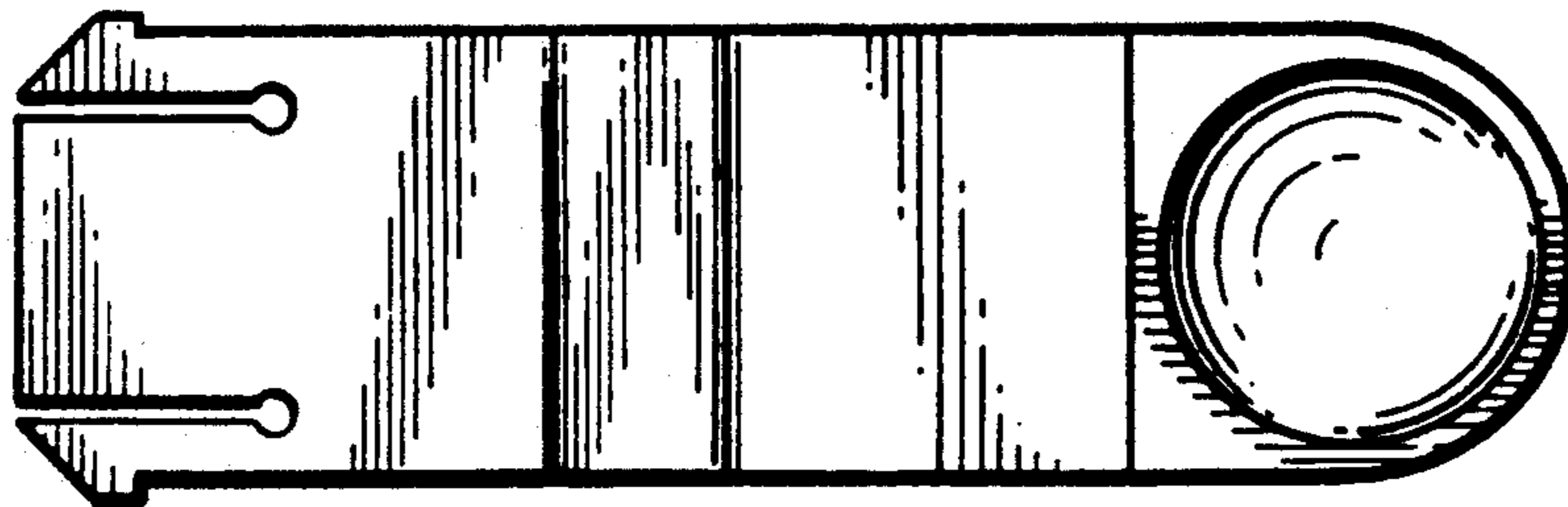


FIG. 3



FIG. 4

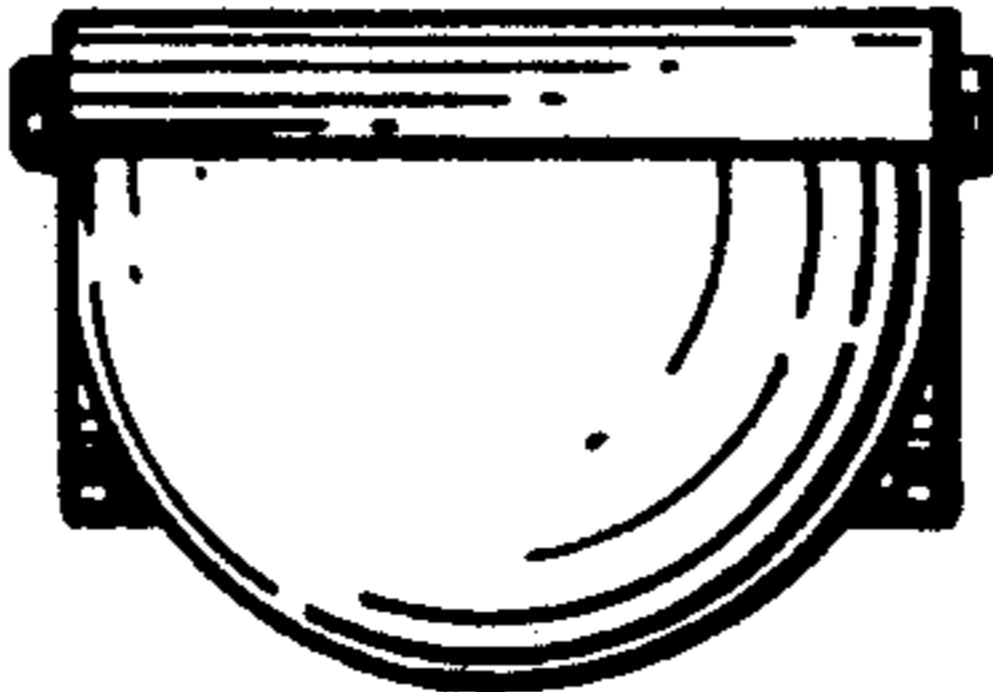


FIG. 5




FIG. 6

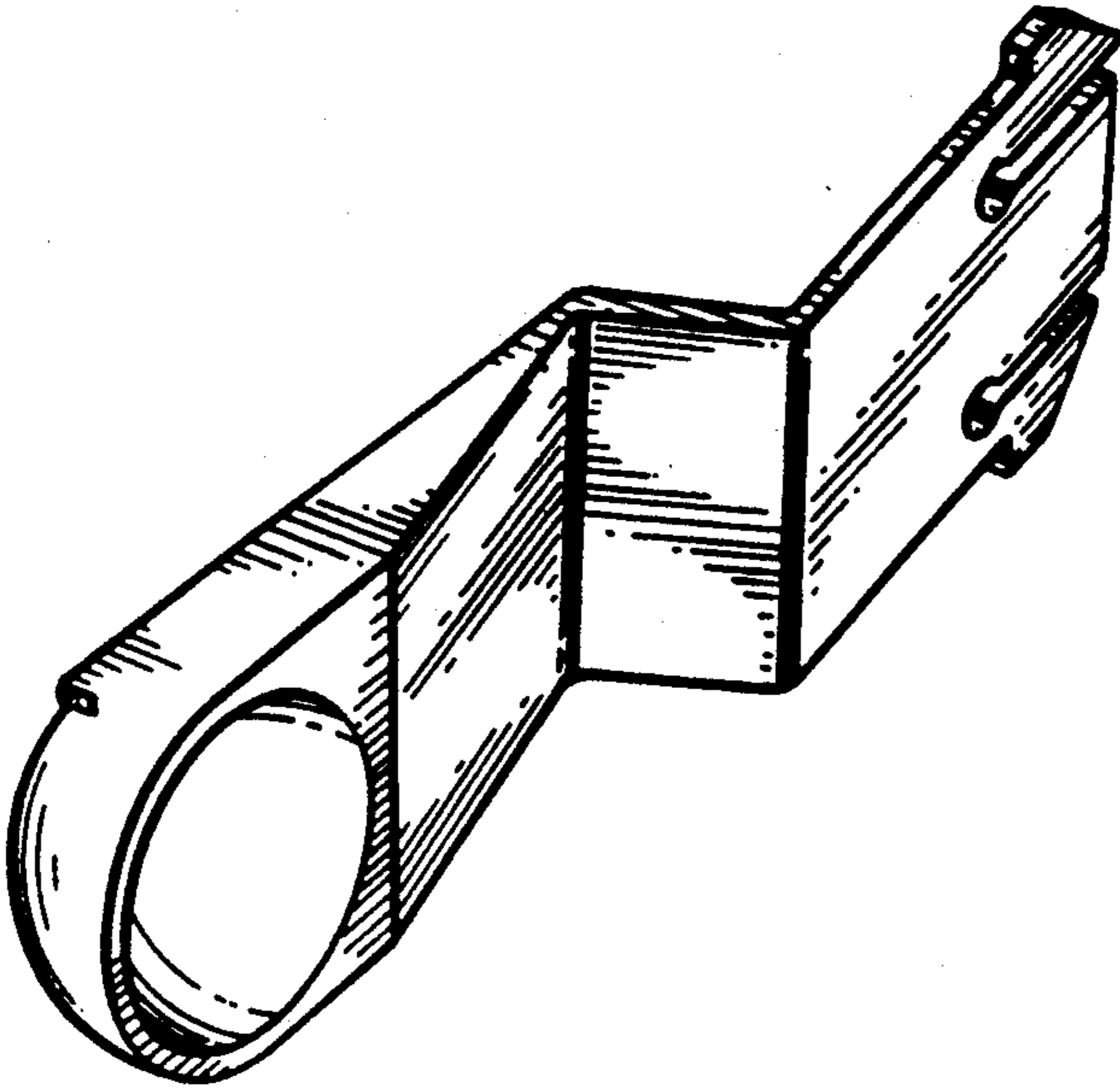


FIG. 7




FIG. 8