



US00D338631S

United States Patent [19]

[11] Patent Number: **Des. 338,631**

Braverman

[45] Date of Patent: **** Aug. 24, 1993**

[54] **TRAFFIC MARKER**

[76] Inventor: **Joseph J. Braverman**, 300 Antibes Dr., Ste. 1805, Willowdale, Ontario, Canada, M2R 3N8

[**] Term: **14 Years**

[21] Appl. No.: **656,619**

[22] Filed: **Feb. 19, 1991**

[30] **Foreign Application Priority Data**

Aug. 22, 1990 [CA] Canada 22-08-90-5

[52] U.S. Cl. **D10/113**

[58] Field of Search D10/109, 111, 113, 114; 116/63 C, 63 P; 404/4, 5, 6, 7, 8, 9, 10, 11, 12, 13, 14, 15, 16; 40/612

[56] **References Cited**

U.S. PATENT DOCUMENTS

D. 237,473 11/1975 Fitch D10/109
D. 272,809 2/1984 Bent et al. D10/109

D. 276,142 10/1984 Dobrin D10/109
3,380,428 4/1968 Abrams 116/63 P
3,496,904 2/1970 Rimkus 116/63 C
3,697,738 10/1972 Decker et al. 40/612
4,710,053 12/1987 Kulp et al. 40/612

Primary Examiner—Wallace R. Burke
Assistant Examiner—Marcus Jackson
Attorney, Agent, or Firm—R. Craig Armstrong

[57] CLAIM

The ornamental design for traffic marker, as shown and described.

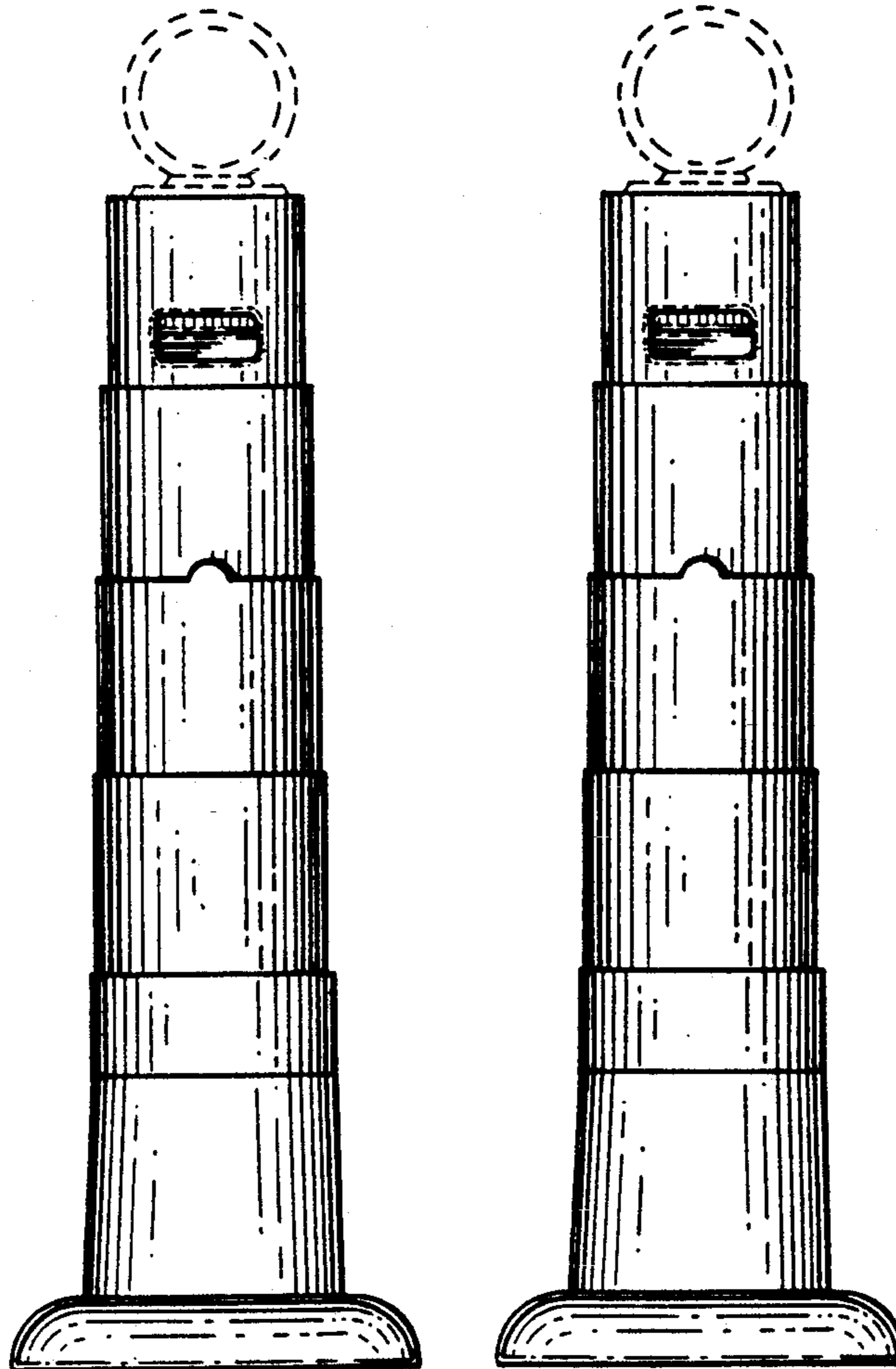
DESCRIPTION

FIG. 1 is a front elevational view of a traffic marker showing my new design, with the broken line showing for illustrative purposes only and forming no part of the claimed design;

FIG. 2 is a right side elevational view thereof, with the left side being a mirror image;

FIG. 3 is a top plan view thereof; and,

FIG. 4 is a top plan view thereof, with the bottom being flat.



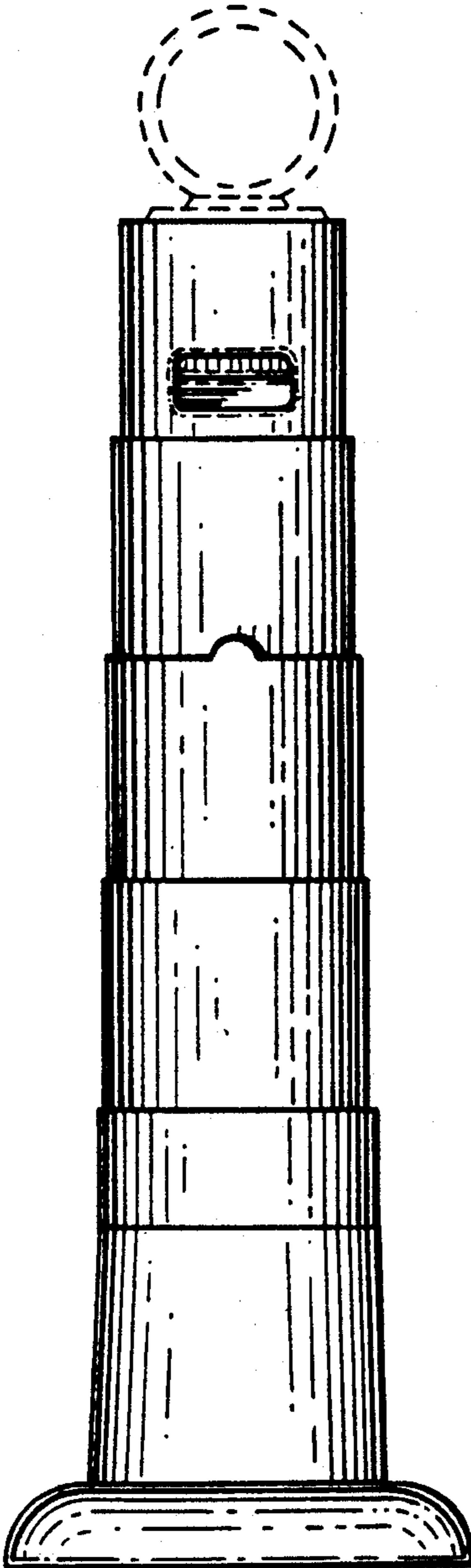


FIG. 1.

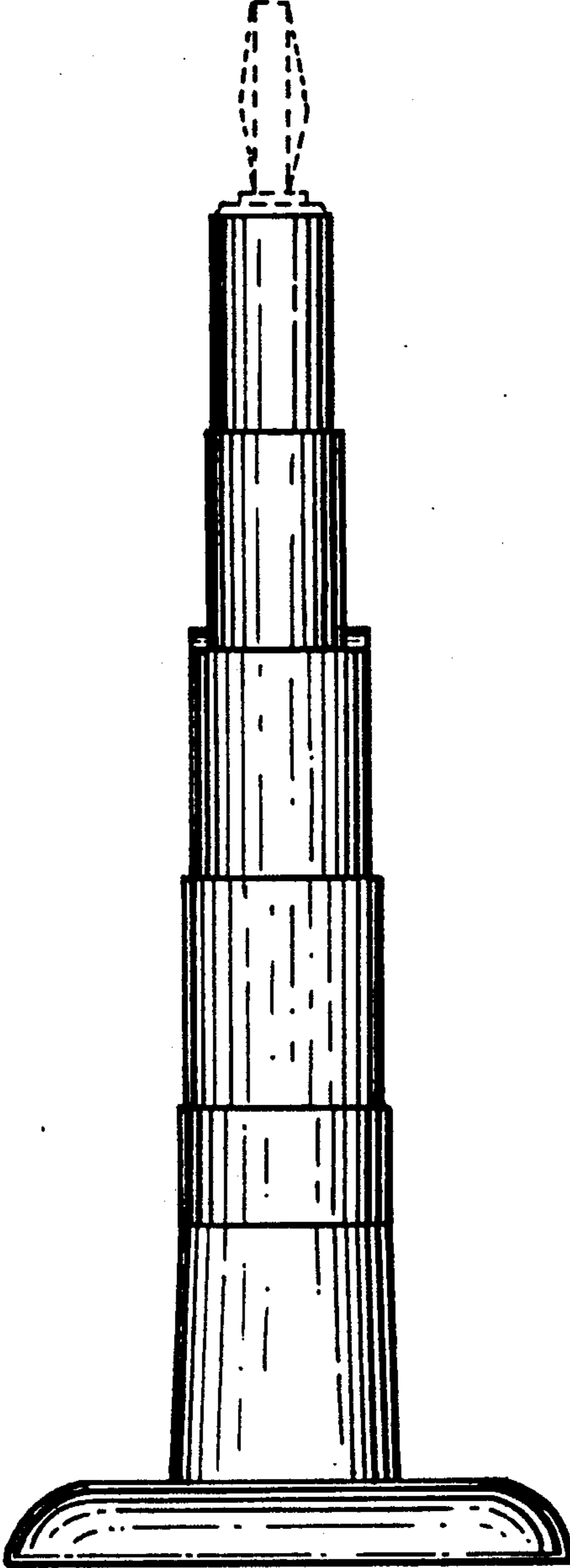


FIG. 2.

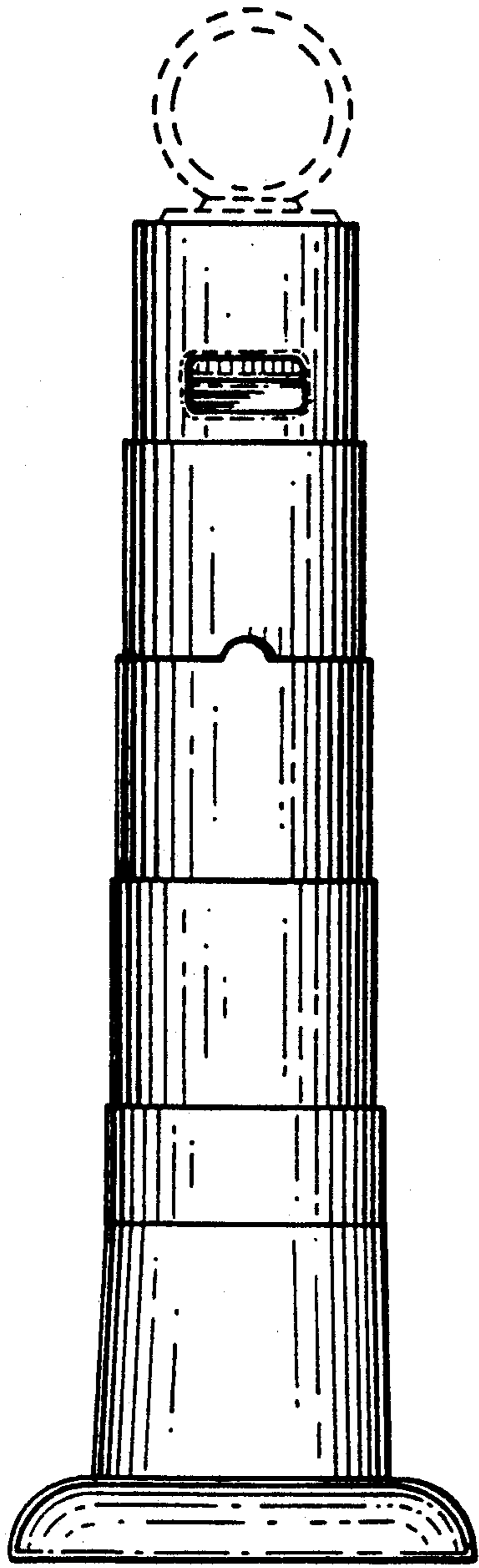


FIG.4.

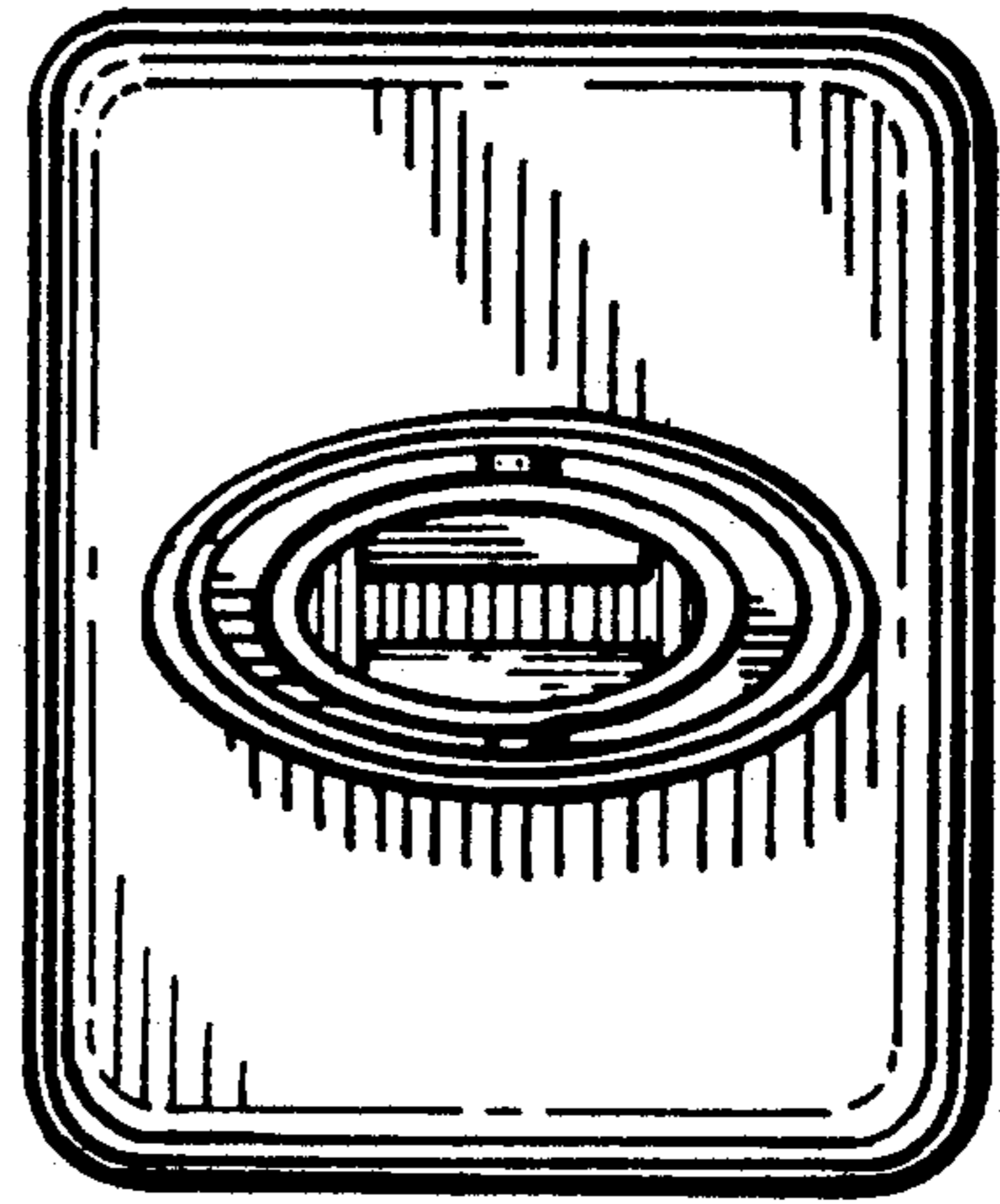


FIG.3.