



US00D338621S

United States Patent [19]

[11] Patent Number: **Des. 338,621**

Balson

[45] Date of Patent: **** Aug. 24, 1993**

[54] RIM SEAL FOR A CAN

[76] Inventor: **John E. Balson**, 227 Lancaster Ave.,
Devon, Pa. 19333

[**] Term: **14 Years**

[21] Appl. No.: **669,272**

[22] Filed: **Mar. 14, 1991**

[52] U.S. Cl. **D9/434; D9/499**

[58] Field of Search **D9/434, 435, 447, 499;**
220/85 SP, 90-90.6, 369, DIG. 5, 699, 700, 701,
731, 733; 222/566, 570, 571

2,807,385 9/1957 Phelps 222/570
 3,389,822 6/1968 Hoffman D9/434 X
 3,811,606 5/1974 Higgins 222/570
 4,969,570 11/1990 Harvey, Sr. D9/434 X

Primary Examiner—Bernard Ansher
Assistant Examiner—Dominic Simone
Attorney, Agent, or Firm—Eugene E. Renz, Jr.

[57] CLAIM

The ornamental design for a rim seal for a can, as shown and described.

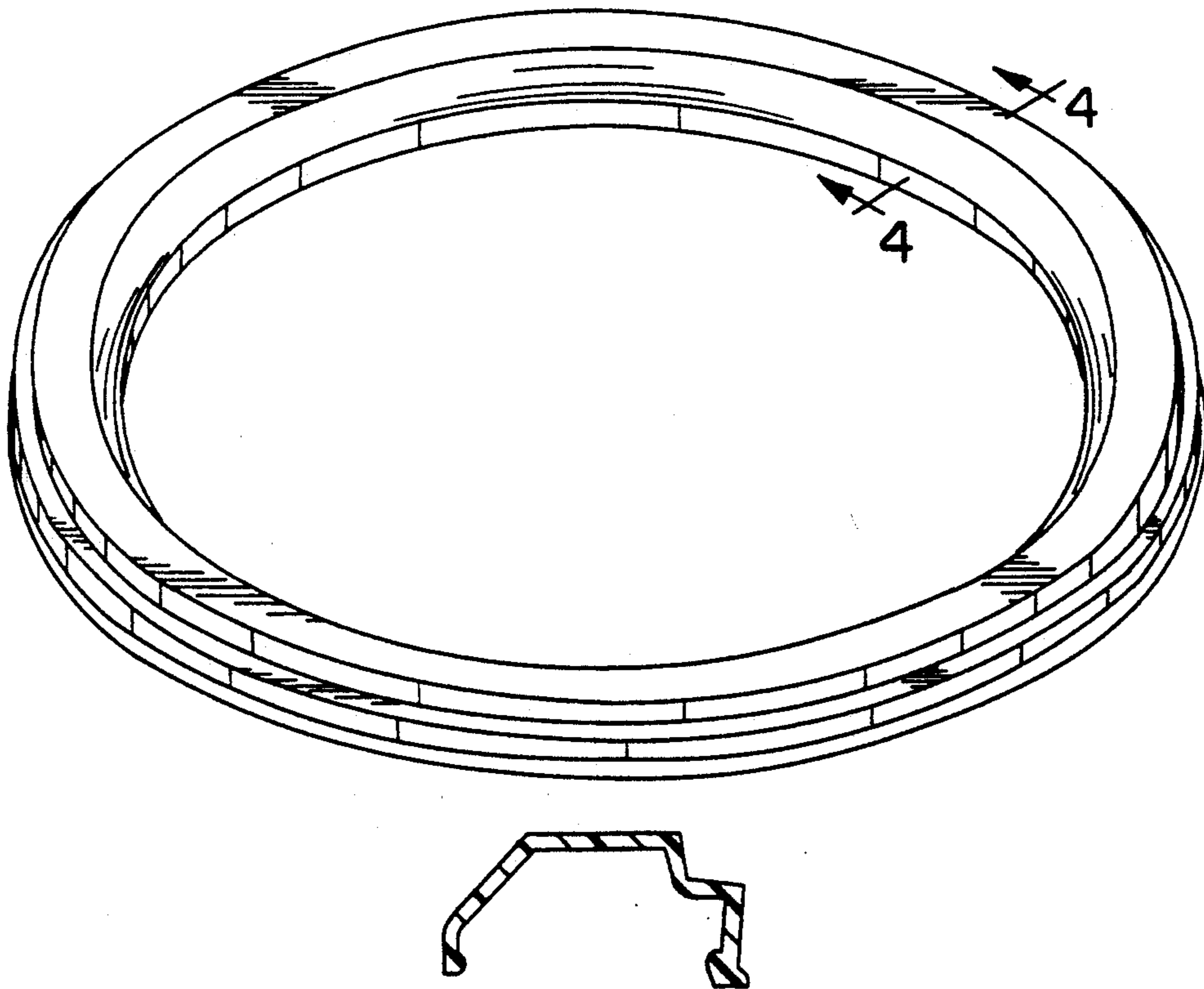
DESCRIPTION

FIG. 1 is a perspective view of a rim seal for a can showing my new design;
 FIG. 2 is a side elevational view thereof, all sides being identical;
 FIG. 3 is a bottom plan view thereof;
 FIG. 4 is a fragmentary sectional view thereof, taken in the direction of the arrows along line 4—4 of FIG. 1.

[56] **References Cited**

U.S. PATENT DOCUMENTS

D. 32,681	5/1900	Morgenthaler	D9/434
D. 126,200	4/1941	Eisenberg	D9/434
D. 207,051	2/1967	Bainbridge	D9/447
D. 270,620	9/1983	Owens	D9/447
D. 285,778	9/1986	Smith	D9/434






FIG. 1




FIG. 2




FIG. 3

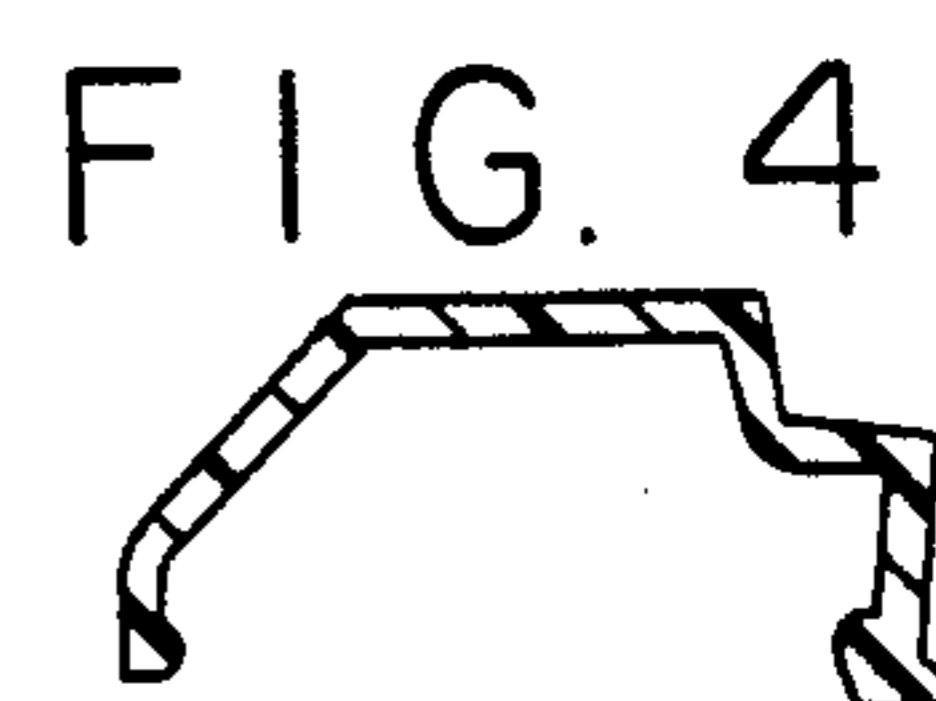


FIG. 4