



US00D338608S

United States Patent [19]

[11] Patent Number: Des. 338,608

Martin et al.

[45] Date of Patent: ** Aug. 24, 1993

[54] DOOR HANDLE

[75] Inventors: **Timm Martin**, Glenview, Ill.; **Bruce A. Hagemeyer**, Pella, Iowa

[73] Assignee: **Rolscreen Company**, Pella, Iowa

[**] Term: **14 Years**

[21] Appl. No.: **586,732**

[22] Filed: **Sep. 24, 1990**

[52] U.S. Cl. **D8/302; D8/319**

[58] Field of Search **D8/300, 301, 302, 315-320, D8/307; 16/110 R, 111 R, 124, 125**

[56] References Cited

U.S. PATENT DOCUMENTS

- | | | | |
|------------|--------|------------------|--------|
| D. 91,861 | 4/1934 | Darbyshire | D8/302 |
| D. 225,963 | 1/1973 | Clayton | D8/316 |

OTHER PUBLICATIONS

American Cabinet Hardware; Cat. No. 139, ©1939; p. 192, handle No. 285.

American Cabinet Hardware; Cat. No. 139, ©1939, p. 194, handle No. 324.

Baldwin Hardware Corp. Cat., p. i/9; turn knob No. 6720.

Primary Examiner—B. J. Bullock

Attorney, Agent, or Firm—Zarley, McKee, Thomte, Voorhees & Sease

[57] CLAIM

The ornamental design for a door handle, as shown and described.


DESCRIPTION

FIG. 1 is a front perspective view of a door handle showing my new design;

FIG. 2 is a left side elevational view thereof, the right side being a mirror image;

FIG. 3 is a front elevational view thereof, the rear being unornamented; and,

FIG. 4 is a top plan view thereof, the bottom side being a mirror image.






Fig. 2




Fig. 1




Fig. 3

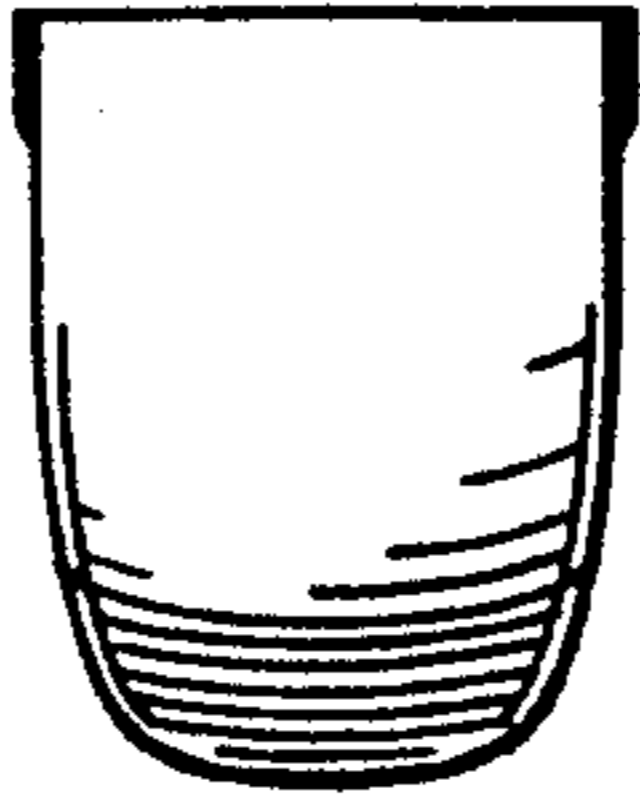


Fig. 4