



US00D338604S

**United States Patent** [19]  
**Ramsey**

[11] **Patent Number: Des. 338,604**

[45] **Date of Patent: \*\* Aug. 24, 1993**

[54] **KITCHEN SCISSORS**

[75] **Inventor: Charles S. Ramsey, Wausau, Wis.**

[73] **Assignee: Fiskars Oy Ab, Helsinki, Finland**

[\*\*] **Term: 14 Years**

[21] **Appl. No.: 882,082**

[22] **Filed: May 12, 1992**

[52] **U.S. Cl. .... D8/57**

[58] **Field of Search ..... D8/57; 30/232-233,  
30/254-255, 257, DIG. 5, 355; 7/125, 132,  
134-135, 151**

[56] **References Cited**

**U.S. PATENT DOCUMENTS**

D. 237,937	12/1975	Backstrom	.....	D8/57
D. 269,244	6/1983	Becher	.....	30/355
D. 272,121	1/1984	Gingher	.....	D8/57
D. 290,808	7/1987	Linden	.....	D8/57
756,818	4/1904	Benton	.....	30/254
2,574,066	11/1951	See	.....	30/355

**OTHER PUBLICATIONS**

Sew Business Oct. 1975 p. 7 bottom of page.  
Schoner Wohnen Oct. 1981 upper right.

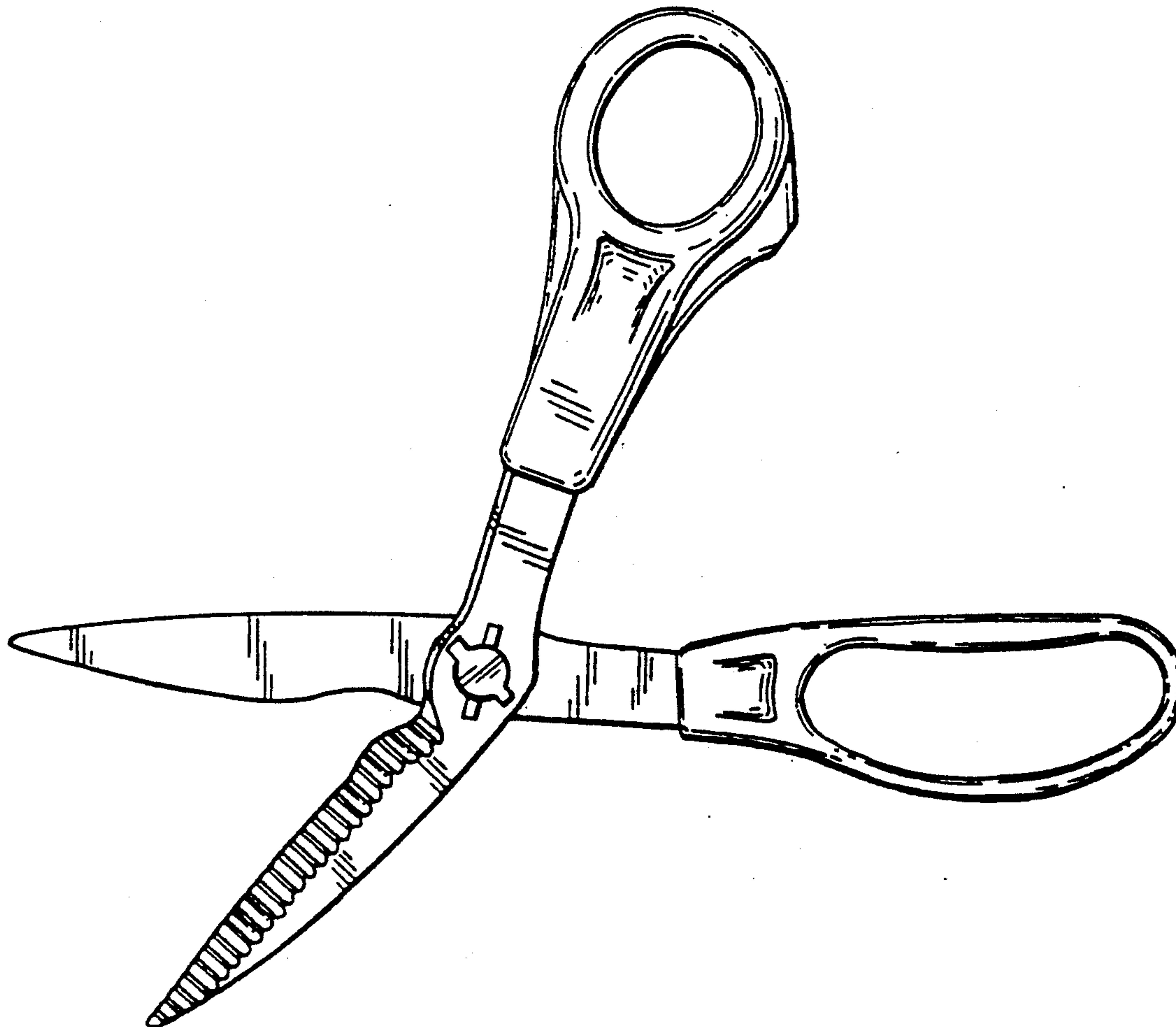
*Primary Examiner*—Bernard Ansher  
*Assistant Examiner*—R. Barkai  
*Attorney, Agent, or Firm*—Foley & Lardner

[57] **CLAIM**

The ornamental design for a kitchen scissors, as shown and described.

**DESCRIPTION**

FIG. 1 is a rear elevation view of a kitchen scissors showing my new design;  
FIG. 2 is a right side elevation view thereof;  
FIG. 3 is a left side elevational view thereof;  
FIG. 4 is a front elevation thereof;  
FIG. 5 is a top plan view thereof;  
FIG. 6 is a bottom plan view thereof; and,  
FIG. 7 is a rear elevation thereof, shown in an open position.



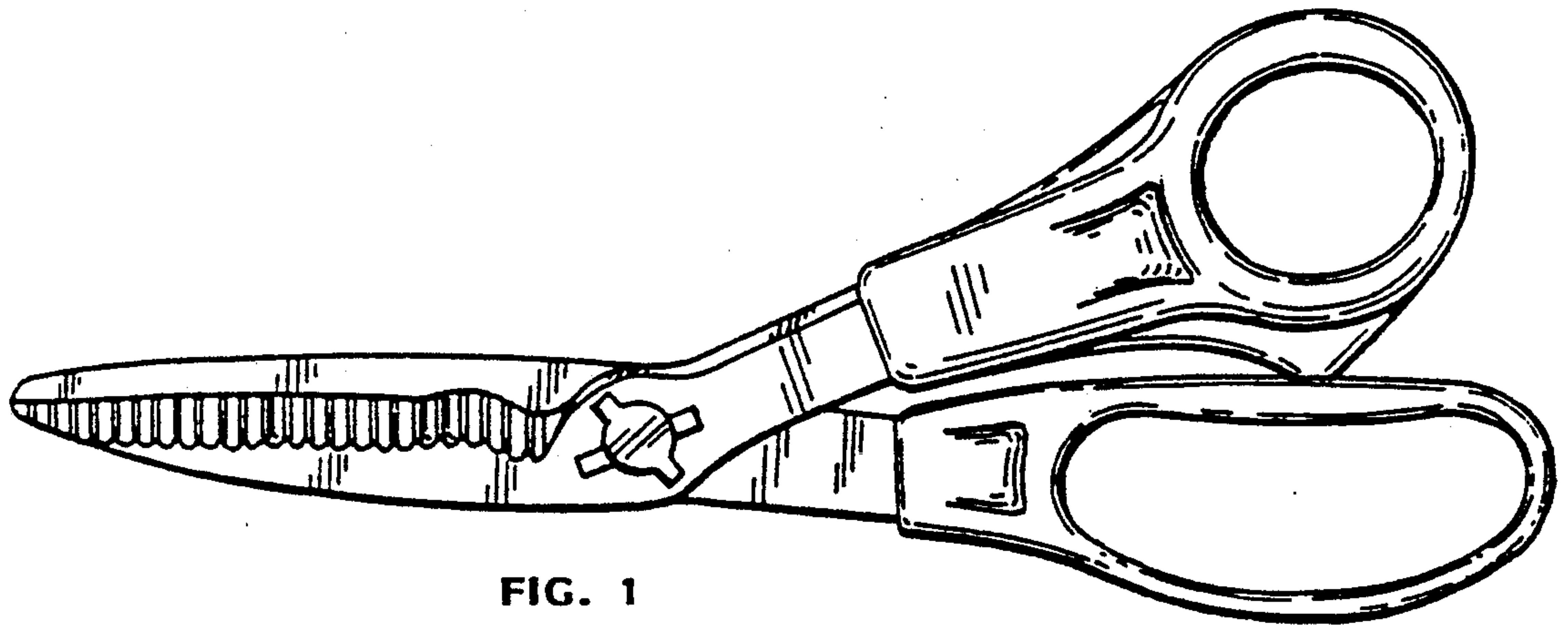


FIG. 1




FIG. 2




FIG. 3

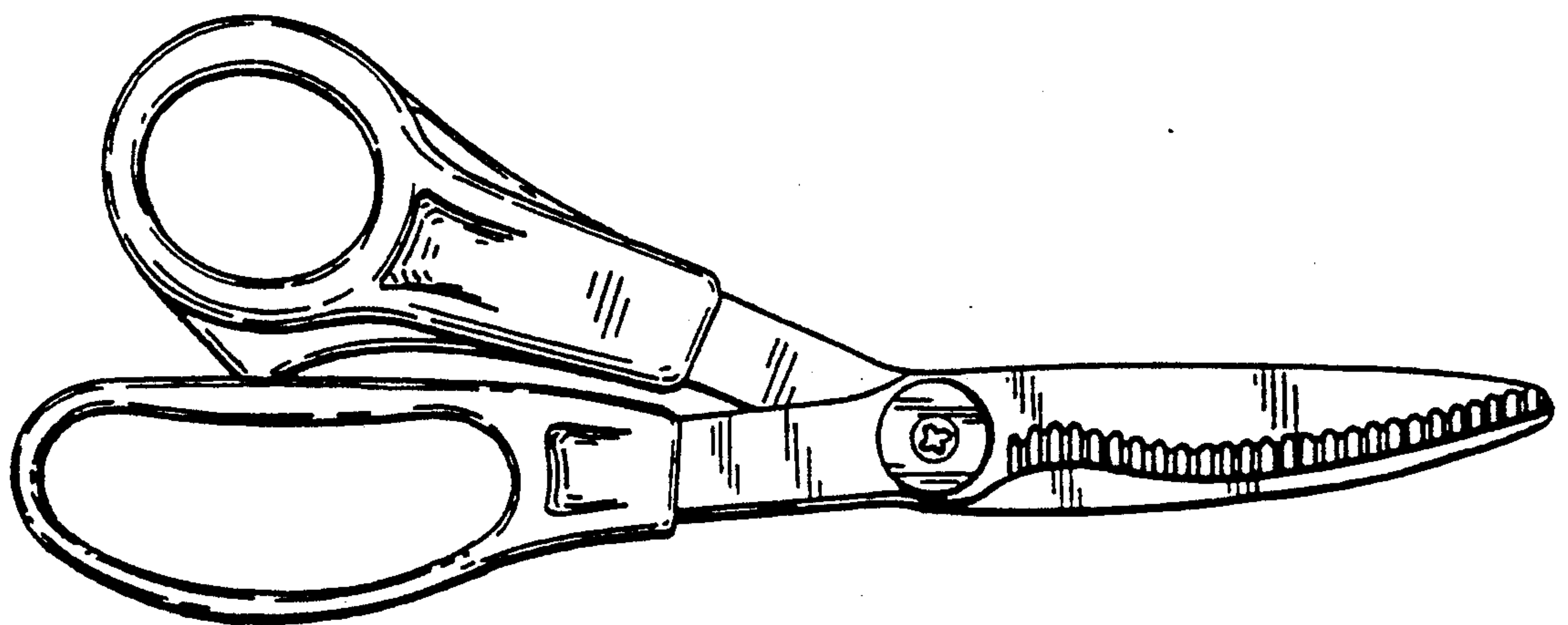


FIG. 4

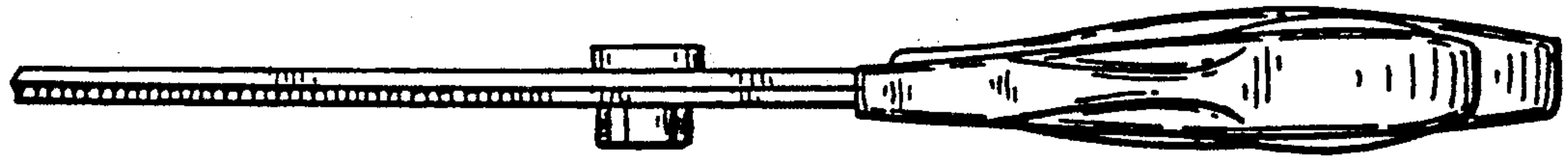


FIG. 5

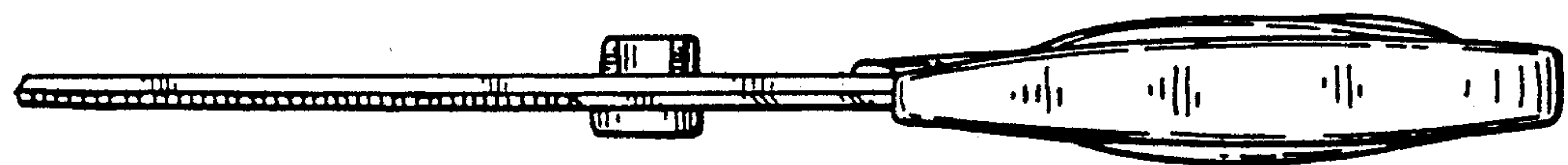


FIG. 6

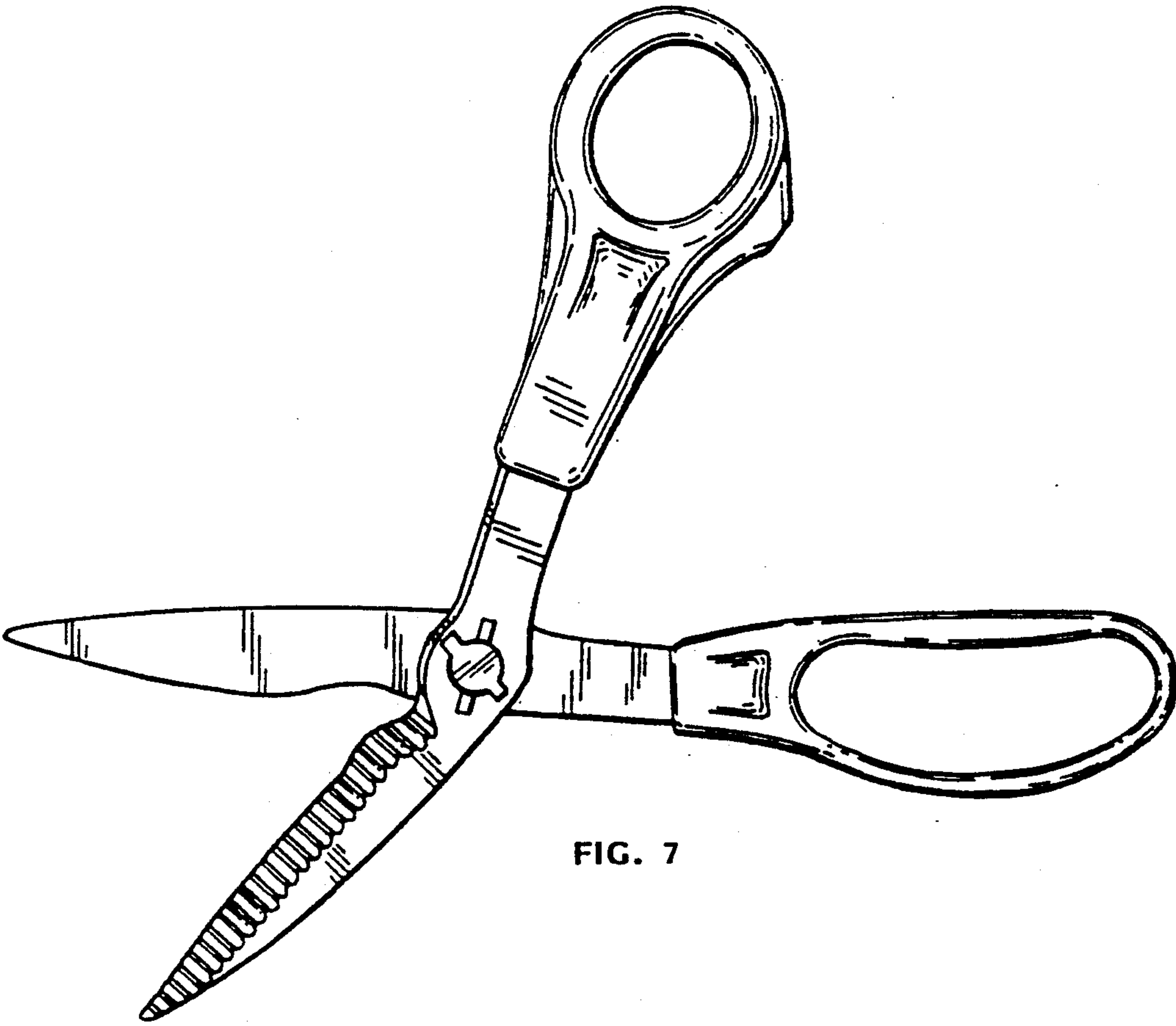


FIG. 7