



US00D338602S

United States Patent [19]
Schaumburg

[11] **Patent Number: Des. 338,602**

[45] **Date of Patent: ** Aug. 24, 1993**

[54] **BOAT HOOK**

[75] **Inventor: Ernest C. Schaumburg, Stillwater, Minn.**

[73] **Assignee: Garelick Mfg. Co., St. Paul, Minn.**

[**] **Term: 14 Years**

[21] **Appl. No.: 646,321**

[22] **Filed: Jan. 28, 1991**

[52] **U.S. Cl. D8/14; D8/367**

[58] **Field of Search D8/367, 14; D12/317; 114/230, 221**

[56] **References Cited**

U.S. PATENT DOCUMENTS

179,127	6/1876	Norcross	114/221 R
D. 193,536	9/1962	Duckett	D8/372
D. 302,231	7/1989	Millar, Jr.	D8/14
806,019	11/1905	Sullivan et al.	114/221 R
2,702,910	3/1955	Ake	114/221 R X
4,037,554	7/1977	Foscolo	114/221 R
4,261,280	4/1981	Collic, Sr.	114/221 R
5,003,437	3/1991	Barrett	114/221 R

OTHER PUBLICATIONS

Wilcox-Crittendon, Dec. 12, 1987, Boat Hook, located at top left of page.

Primary Examiner—Wallace R. Burke
Assistant Examiner—H. Baynham
Attorney, Agent, or Firm—Jacobson and Johnson

[57] **CLAIM**

The ornamental design for a boat hook, as shown and described.

DESCRIPTION

FIG. 1 is a front elevational view of the boat hook illustrating my new design;

FIG. 2 is a side elevational view;

FIG. 3 is an opposite side elevational view;

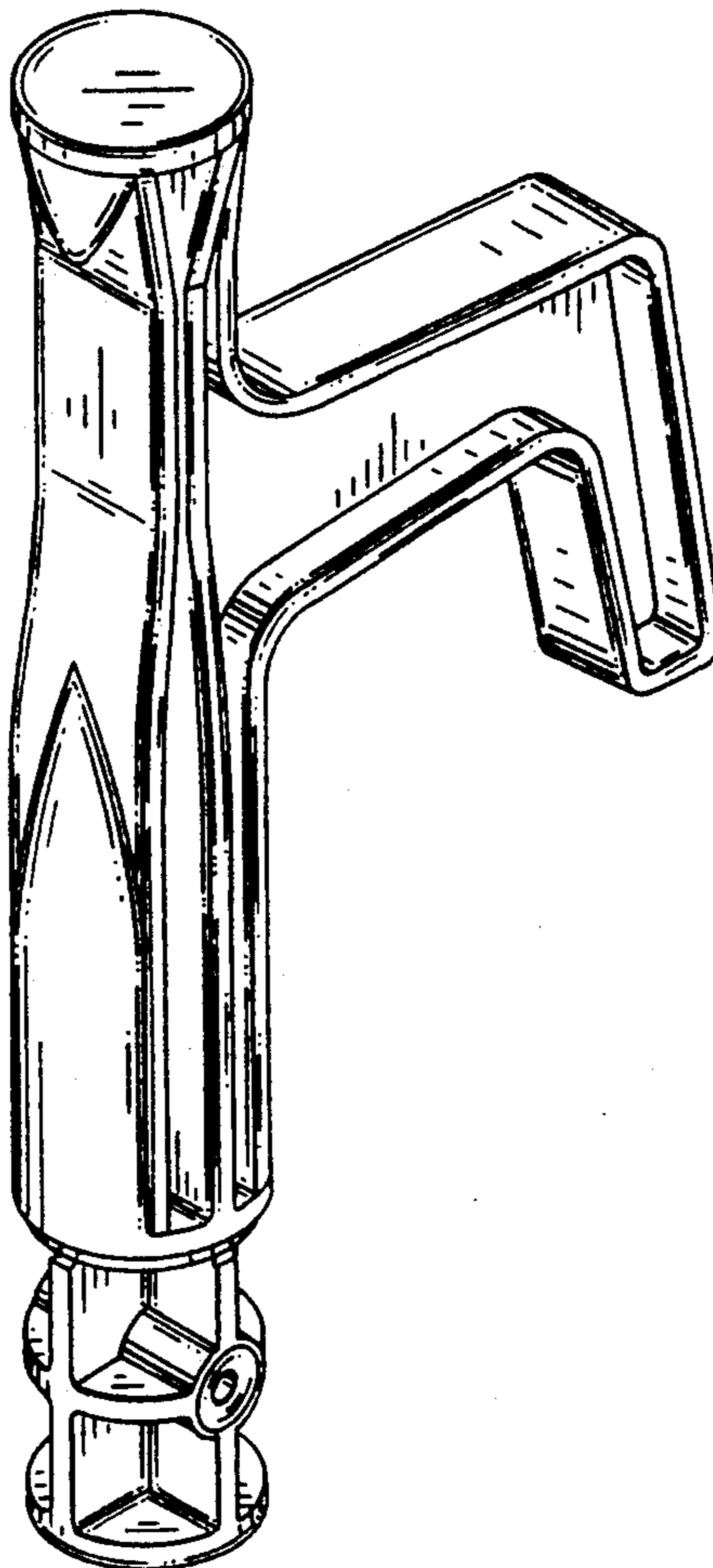
FIG. 4 is a rear elevation view;

FIG. 5 is a bottom view;

FIG. 6 is a top view; and,

FIG. 7 is a perspective view.

The broken line showing of a portion of a handle is for illustrative purposes only and forms no part of the claimed design.



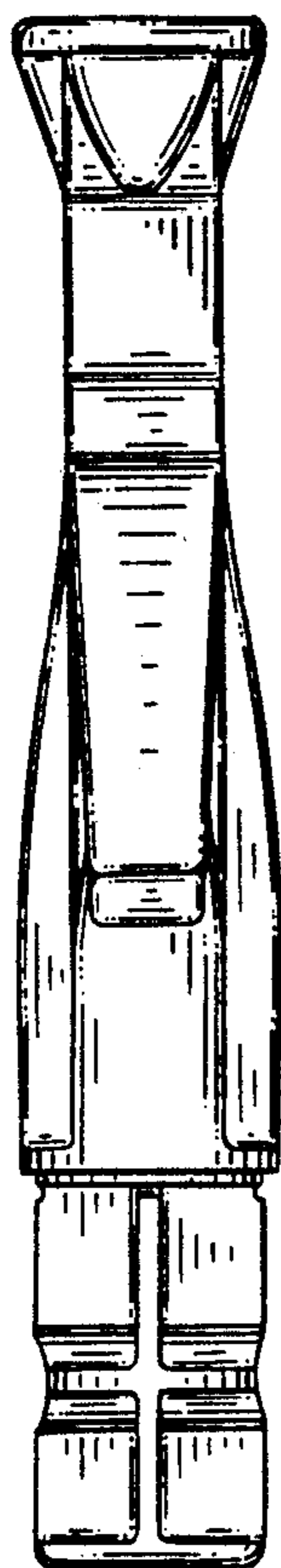


Fig.-1

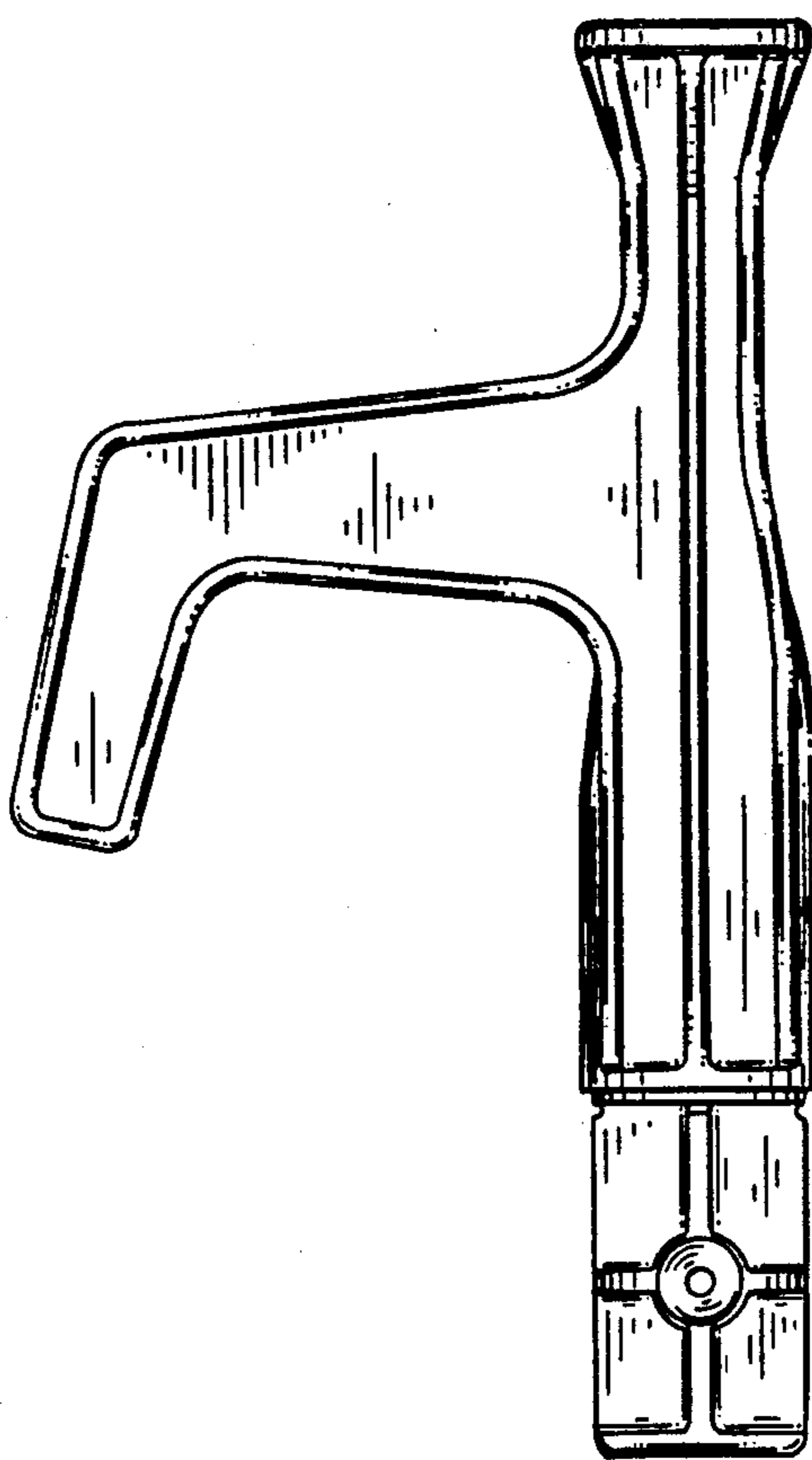


Fig.-2

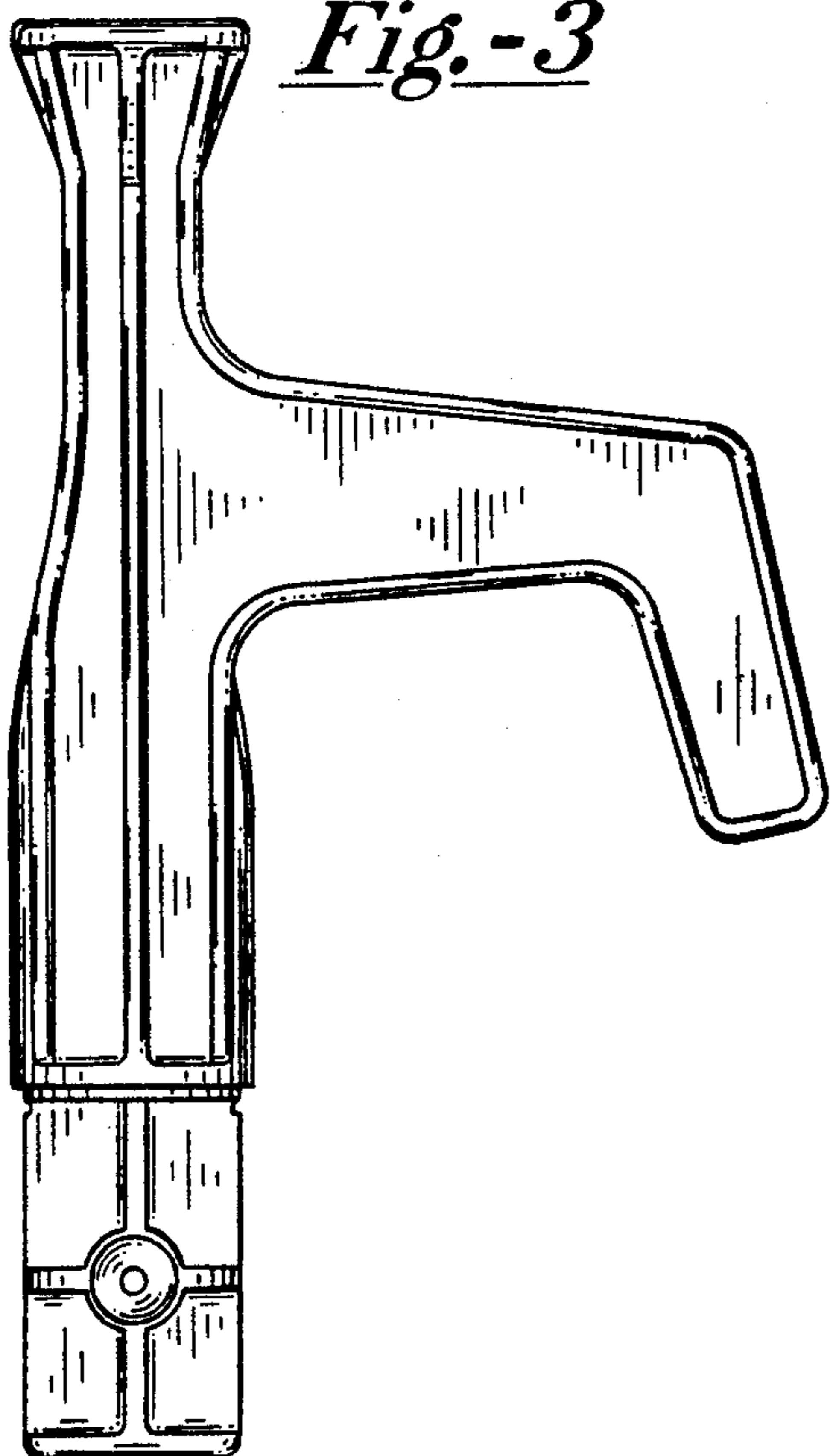


Fig.-3



Fig.-4

