



US00D338596S

# United States Patent [19]

[11] Patent Number: Des. 338,596

Cafarella et al.

[45] Date of Patent: \*\* Aug. 24, 1993

[54] **FOOD TRAY**

[76] Inventors: **Jeannie Cafarella**, 210 48th St.,  
Lindenhurst, N.Y. 11757; **Michael  
Consolatore**, 737 Seventh St., West  
Babylon, N.Y. 11704

[\*\*] Term: **14 Years**

[21] Appl. No.: **523,648**

[22] Filed: **May 15, 1990**

[52] U.S. Cl. .... **D7/551; D7/553**

[58] Field of Search ..... **D7/551, 556, 560, 563,  
D7/564, 554, 567, 571, 579, 550, 587, 545;  
264/221, 222; 206/557, 562, 563, 564; 220/574,  
DIG. 13; D9/424**

D. 226,673	4/1973	Bateman	.....	D7/545
D. 247,025	1/1978	Cherry	.....	D9/424
D. 250,443	12/1978	Rumanoff	.....	D7/551 X
D. 252,938	9/1979	Binderup	.....	D7/554
D. 257,310	10/1980	Cosmopulos	.....	D7/587
D. 284,824	7/1986	Marshall	.....	D7/554
1,800,990	4/1931	Forrest	.....	220/DIG. 13
3,747,756	7/1973	Wheeler	.....	D7/550 X

*Primary Examiner*—Alan P. Douglas  
*Assistant Examiner*—M. N. Pandozzi  
*Attorney, Agent, or Firm*—Bierman and Muserlian

[57] **CLAIM**

The ornamental design for a food tray, as shown and described.

**DESCRIPTION**

FIG. 1 is a rear elevational view of a food tray showing our new design;  
FIG. 2 is a top plan view thereof;  
FIG. 3 is a right side elevational view the left side elevational view being a mirror image thereof;  
FIG. 4 is a front elevational view thereof; and,  
FIG. 5 is a bottom plan view thereof.

[56] **References Cited**

**U.S. PATENT DOCUMENTS**

D. 141,503	6/1945	Preis	.....	D7/550
D. 154,224	6/1949	Tweet	.....	D7/554
D. 161,767	1/1951	Knox	.....	D7/550
D. 167,204	7/1952	Gruen	.....	D7/551
D. 195,524	6/1963	Patton, Jr.	.....	D7/587

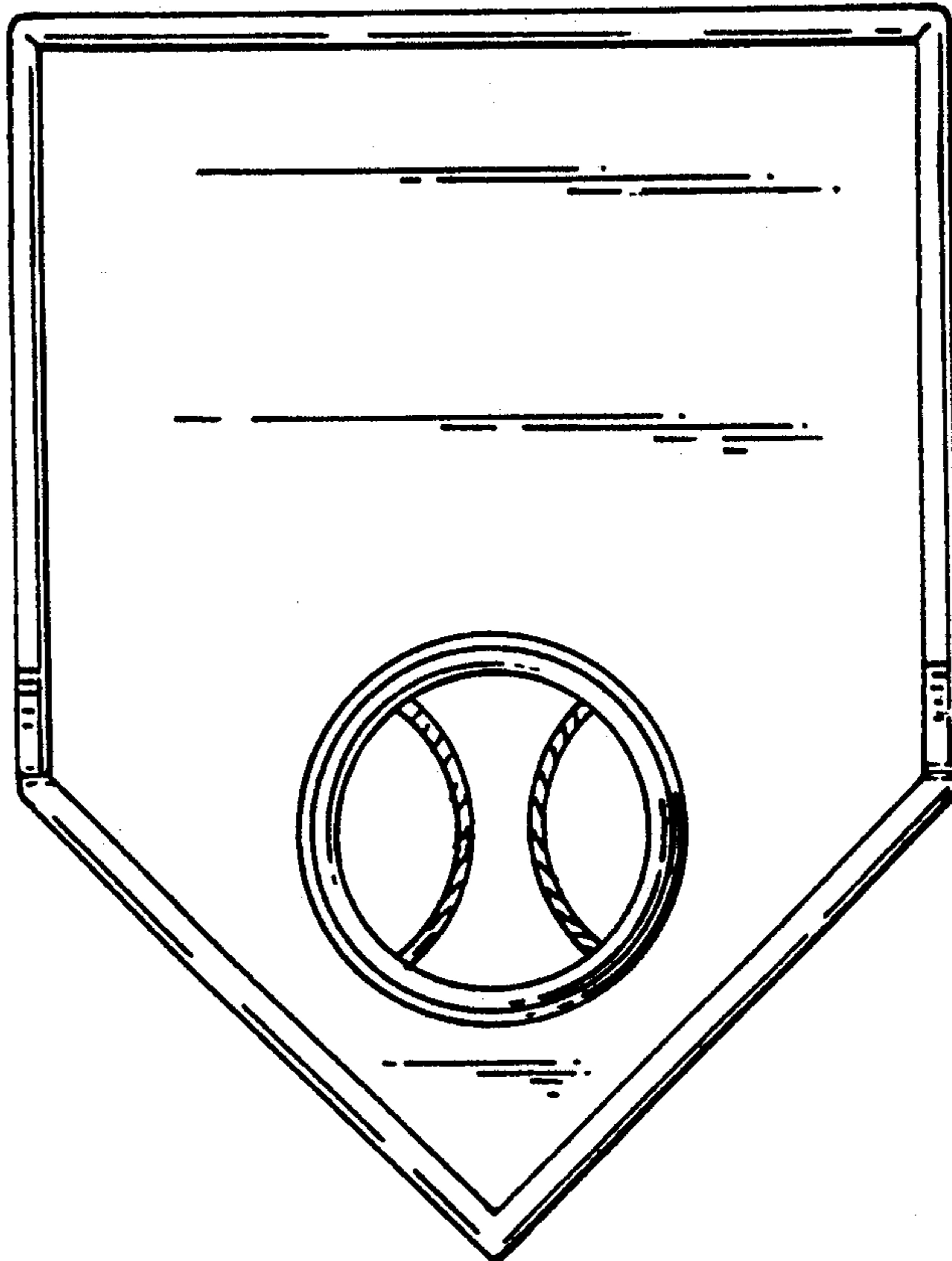




Figure 1

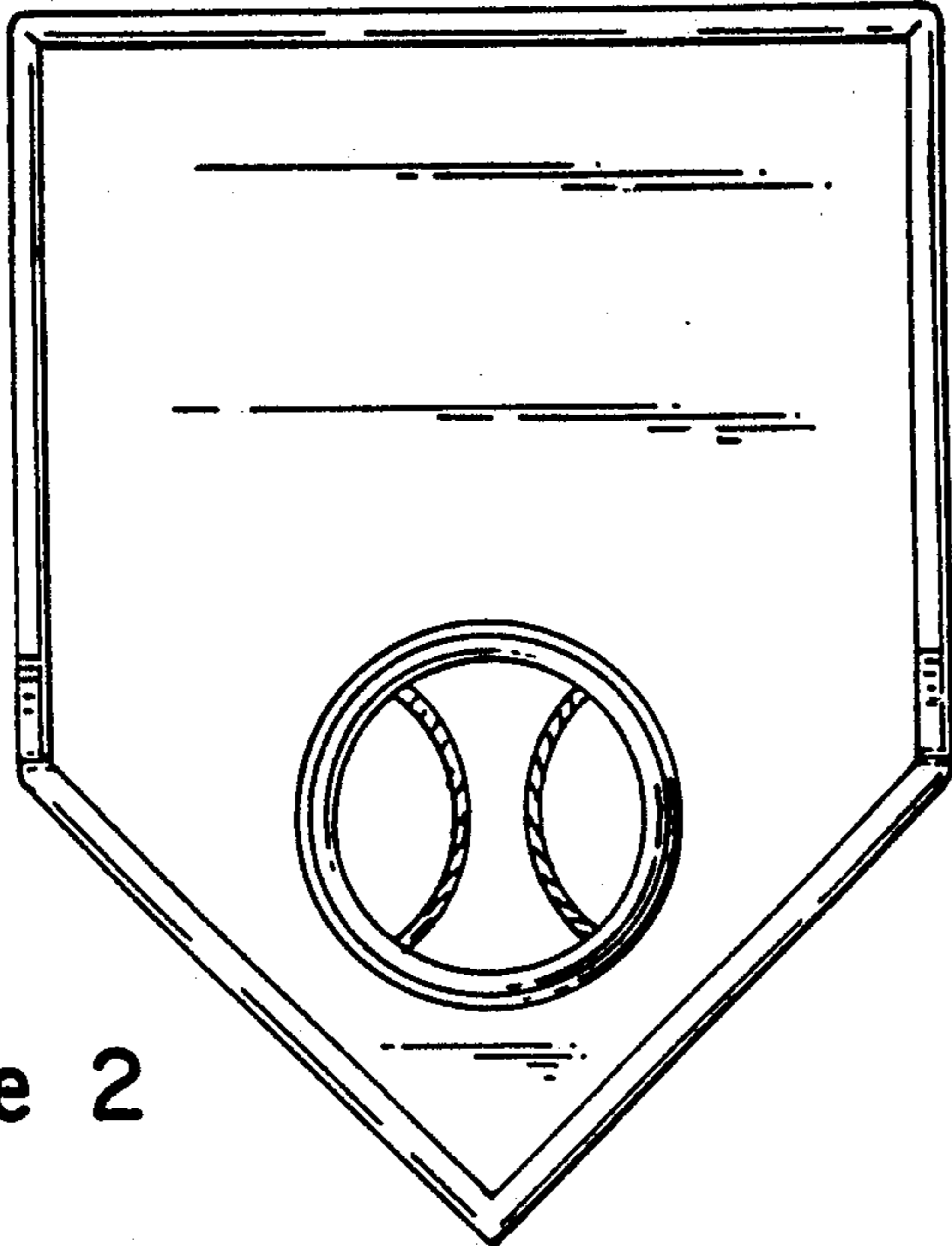


Figure 2



Figure 3



Figure 4

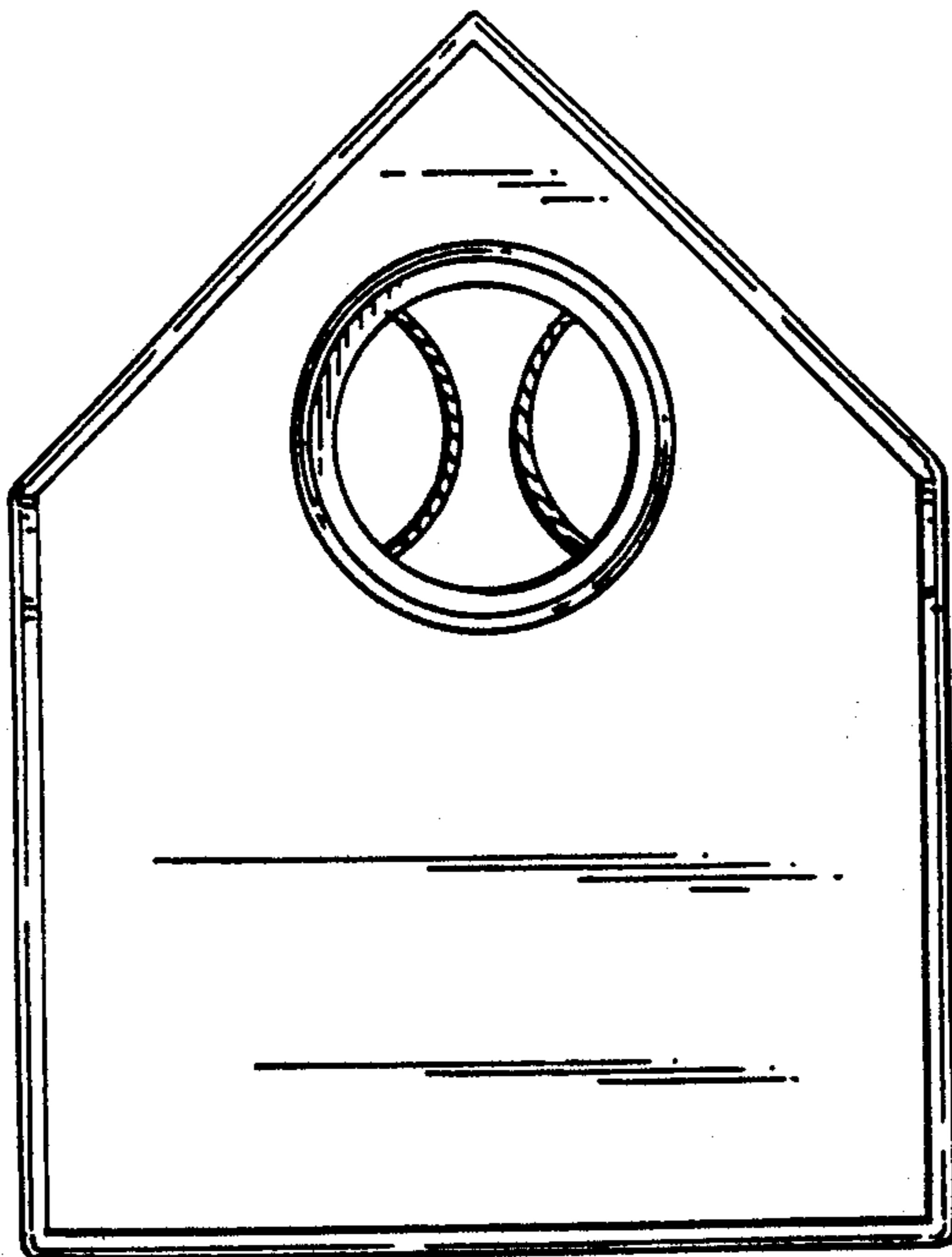


Figure 5