



US00D338595S

# United States Patent [19]

[11] Patent Number: **Des. 338,595**

Cafarella et al.

[45] Date of Patent: **\*\* Aug. 24, 1993**

[54] **FOOD TRAY**

[76] Inventors: **Jeannie Cafarella**, 210 48th St.,  
Lindenhurst, N.Y. 11757; **Michael  
Consolatore**, 737 Seventh St., West  
Babylon, N.Y. 11704

[\*\*] Term: **14 Years**

[21] Appl. No.: **523,647**

[22] Filed: **May 15, 1990**

[52] U.S. Cl. .... **D7/551; D7/550**

[58] Field of Search ..... **D7/551, 556, 560, 563,  
D7/564, 554, 567, 571, 579, 550, 587, 545;  
264/221, 222; 206/357, 562, 563, 564; 220/574,  
DIG. 13; D9/424**

D. 247,025	1/1978	Cherry .....	D9/424
D. 250,443	12/1978	Romanoff .....	D7/551
D. 257,310	10/1980	Cosmopulos .....	D7/587
D. 289,253	4/1987	Super .....	D7/550 X
D. 310,303	6/1970	Colletti .....	D7/550 X
D. 314,885	2/1991	Brunner .....	D7/554
3,747,756	7/1973	Wheeler .....	D7/550 X

*Primary Examiner*—Alan P. Douglas  
*Assistant Examiner*—M. N. Pandozzi  
*Attorney, Agent, or Firm*—Bierman and Muserlian

### [57] CLAIM

The ornamental design for a food tray, as shown and described.


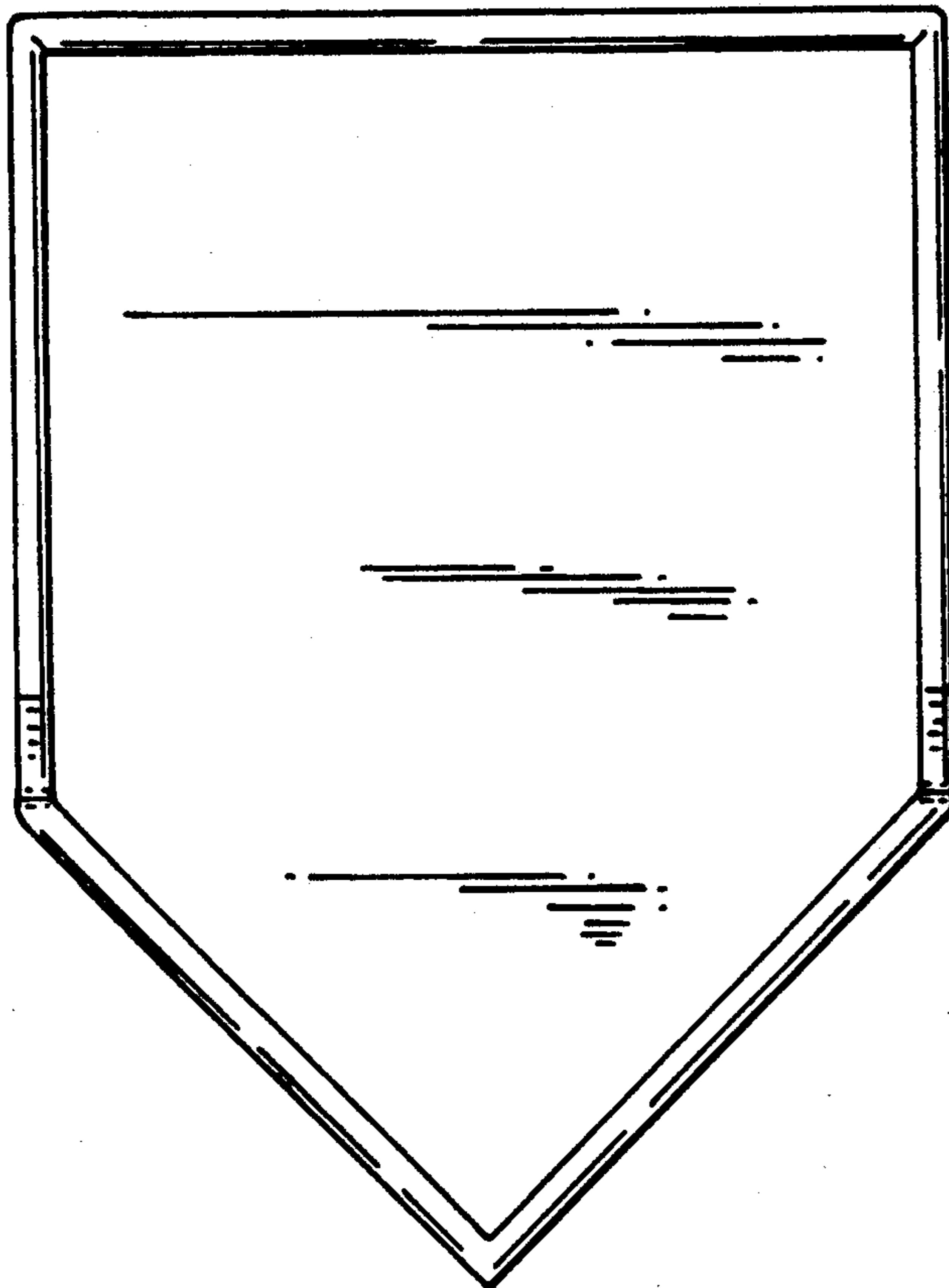
### DESCRIPTION

FIG. 1 is a rear elevational view of a food tray showing our new design;  
FIG. 2 is a top plan view thereof;  
FIG. 3 is a right side elevational view the left side elevational view being a mirror image thereof;  
FIG. 4 is a front elevational view thereof; and,  
FIG. 5 is a bottom plan view thereof.

### [56] References Cited

#### U.S. PATENT DOCUMENTS

D. 141,503	6/1945	Precis .....	D7/550
D. 192,526	4/1962	Hyatt et al. ....	D7/587
D. 195,524	6/1963	Patton, Jr. ....	D7/587
D. 226,673	4/1973	Bateman .....	D7/545






Figure 1

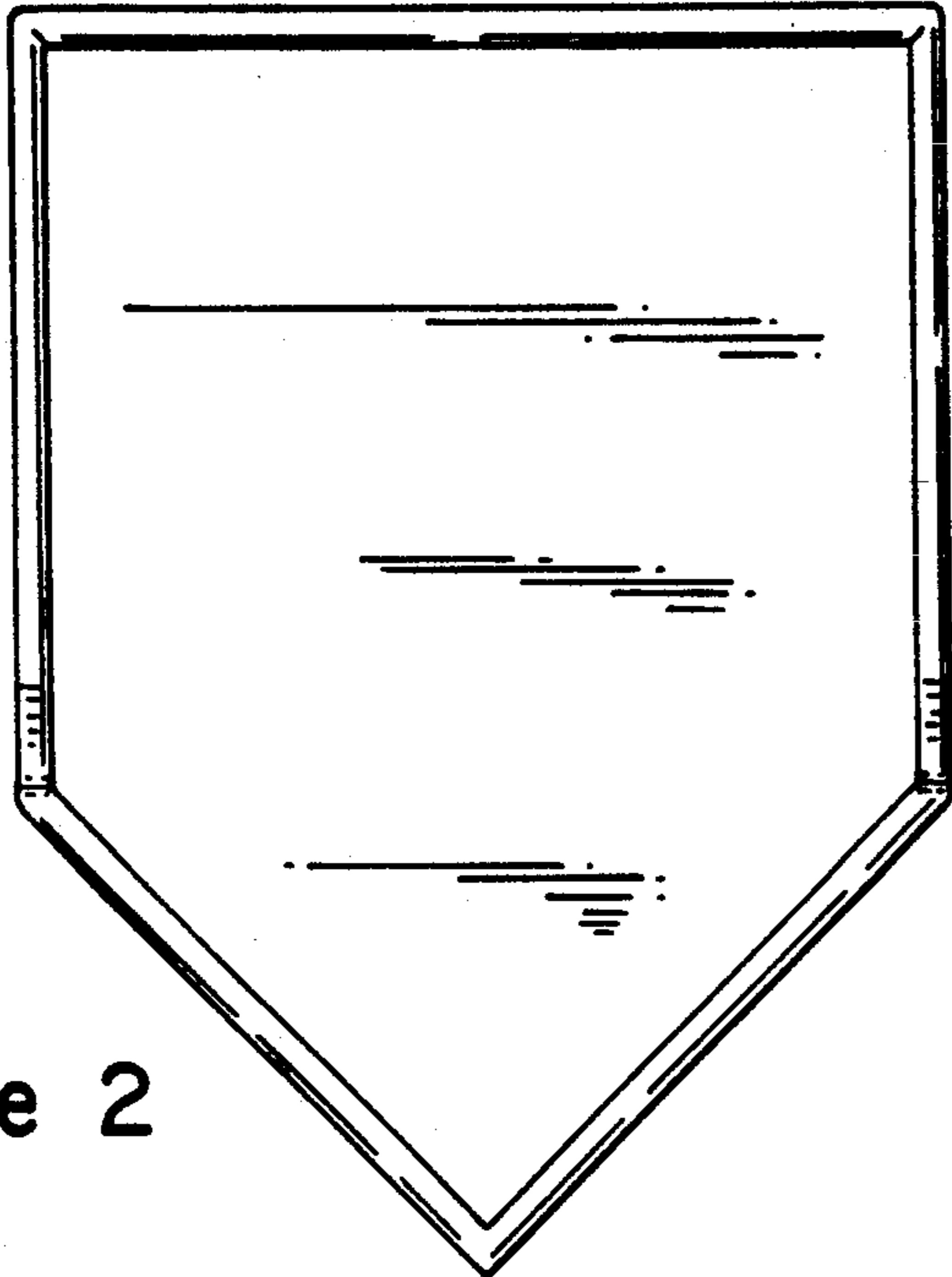


Figure 2



Figure 3



Figure 4

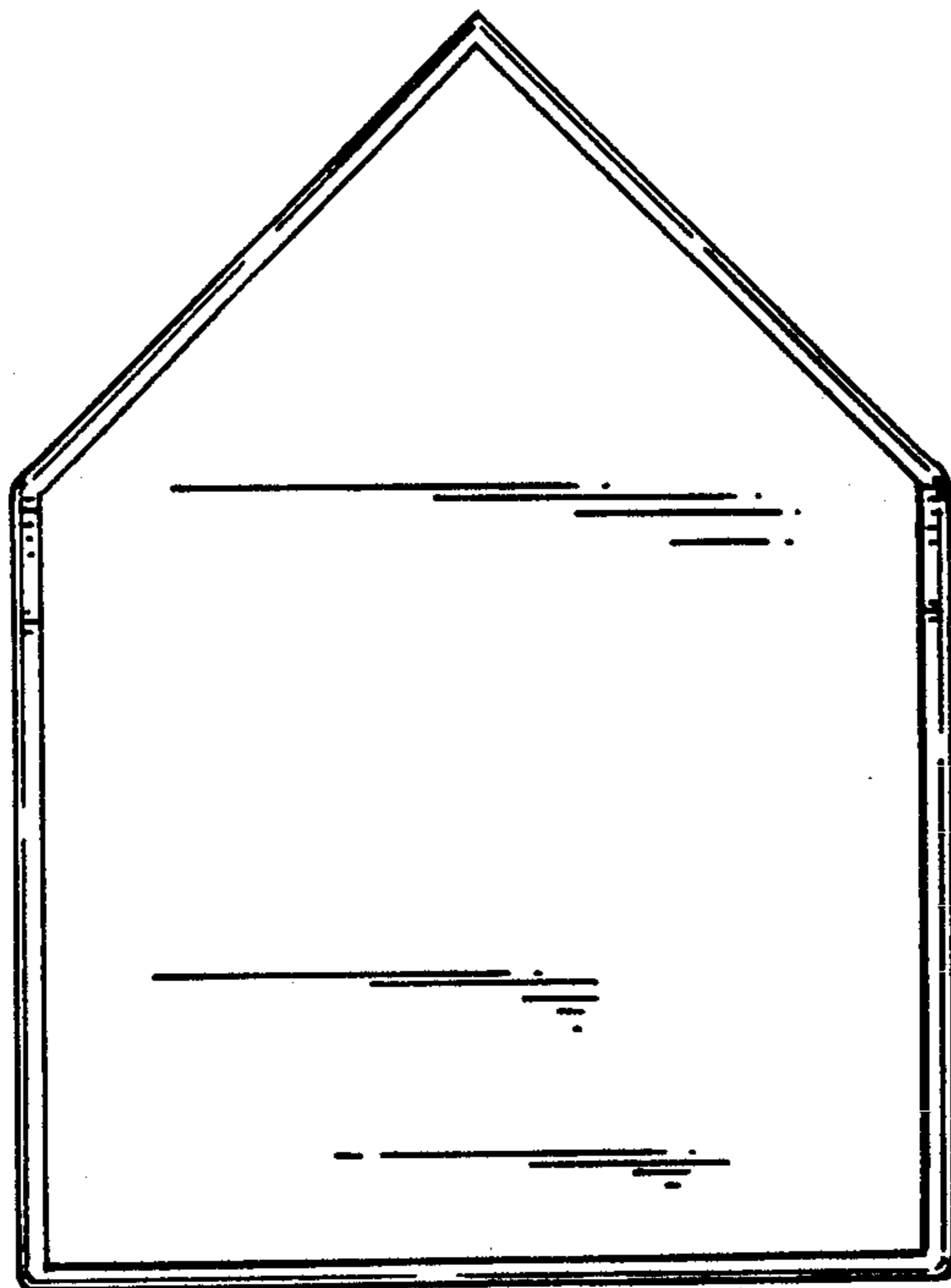


Figure 5