



US00D338589S

United States Patent [19]

[11] Patent Number: **Des. 338,589**

Ancona et al.

[45] Date of Patent: **** Aug. 24, 1993**

[54] **KETTLE**

[76] Inventors: **Bruce Ancona; Jane Ancona**, both of
21 East 22nd St., New York City,
N.Y. 10010

[**] Term: **14 Years**

[21] Appl. No.: **948,314**

[22] Filed: **Sep. 25, 1992**

[52] U.S. Cl. **D7/302; D7/301**

[58] Field of Search **D7/515, 516, 300, 301,
D7/302, 303, 623, 312, 313, 322; D9/310, 317,
318; 222/465.1, 470, 472, 475; 220/753; 99/279**

[56] **References Cited**

U.S. PATENT DOCUMENTS

D. 14,235	8/1883	Bauer	D7/303
D. 104,244	4/1937	De Lacy	D7/301 X
D. 114,233	1/1939	Perry	D7/302
D. 141,041	5/1945	Graven	D7/302
D. 141,324	5/1945	Ganz	D7/382
D. 151,511	10/1948	Graven	D44/21
D. 215,868	11/1969	Frank	D9/318 X

D. 282,941	3/1986	Thomson et al.	D7/302 X
D. 284,656	7/1986	Lee	D9/318 X
D. 308,313	6/1990	Ancona et al.	D7/312 X
D. 311,110	10/1990	Hess	D7/302


Primary Examiner—Alan P. Douglas
Assistant Examiner—M. N. Pandozzi
Attorney, Agent, or Firm—James A. Drobile; Robert A. Koons, Jr.; Robert E. Rosenthal

[57] CLAIM

The ornamental design for a kettle, as shown and described.

DESCRIPTION

FIG. 1 is a perspective view of a kettle showing our new design;
FIG. 2 is a front view thereof;
FIG. 3 is a rear view thereof;
FIG. 4 is a top view thereof;
FIG. 5 is a bottom view thereof; and,
FIG. 6 is an elevational view of the right side thereof, an elevational view of the left side being a mirror image thereof.






FIG. 1

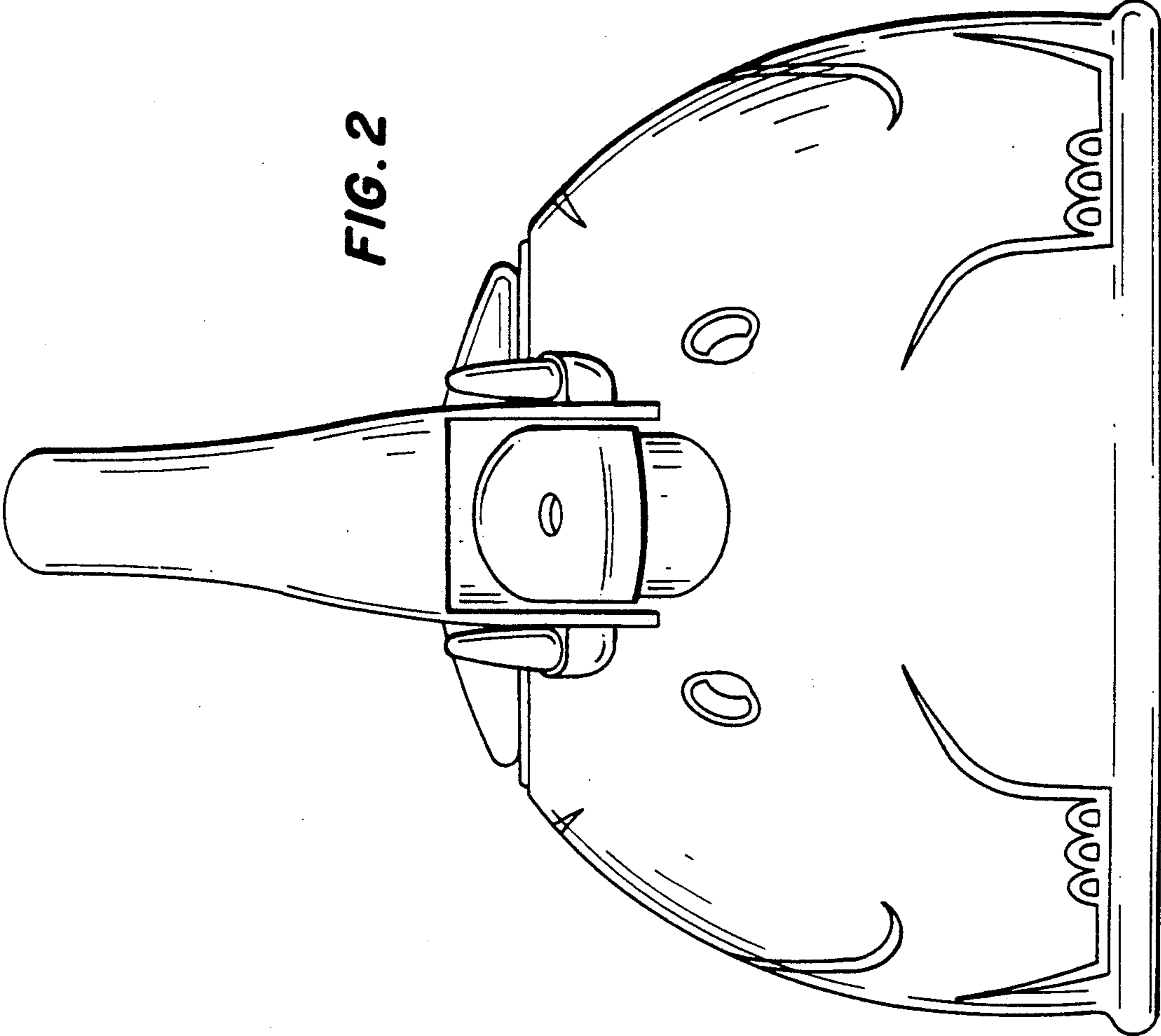
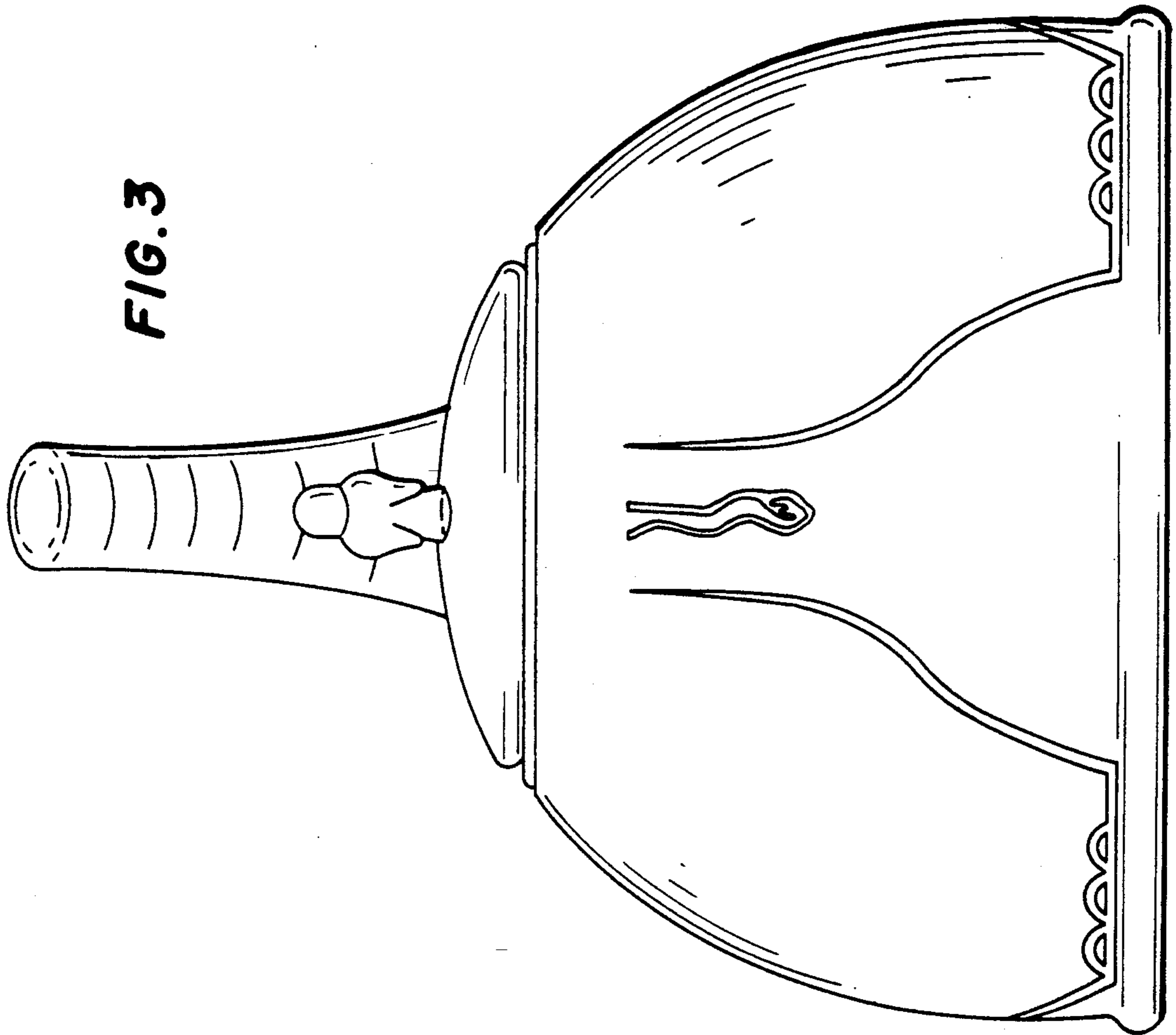


FIG. 2

FIG. 3



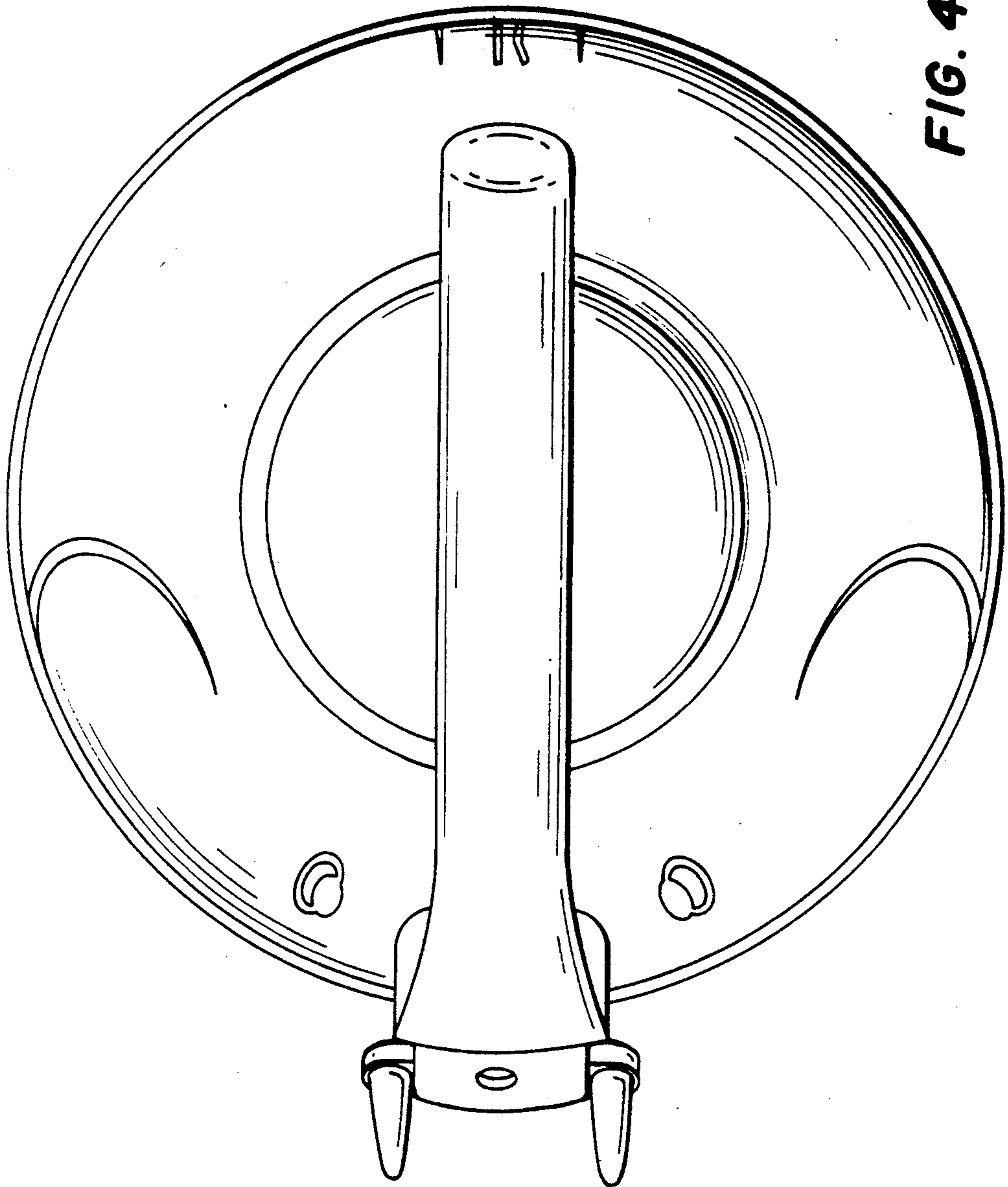


FIG. 4

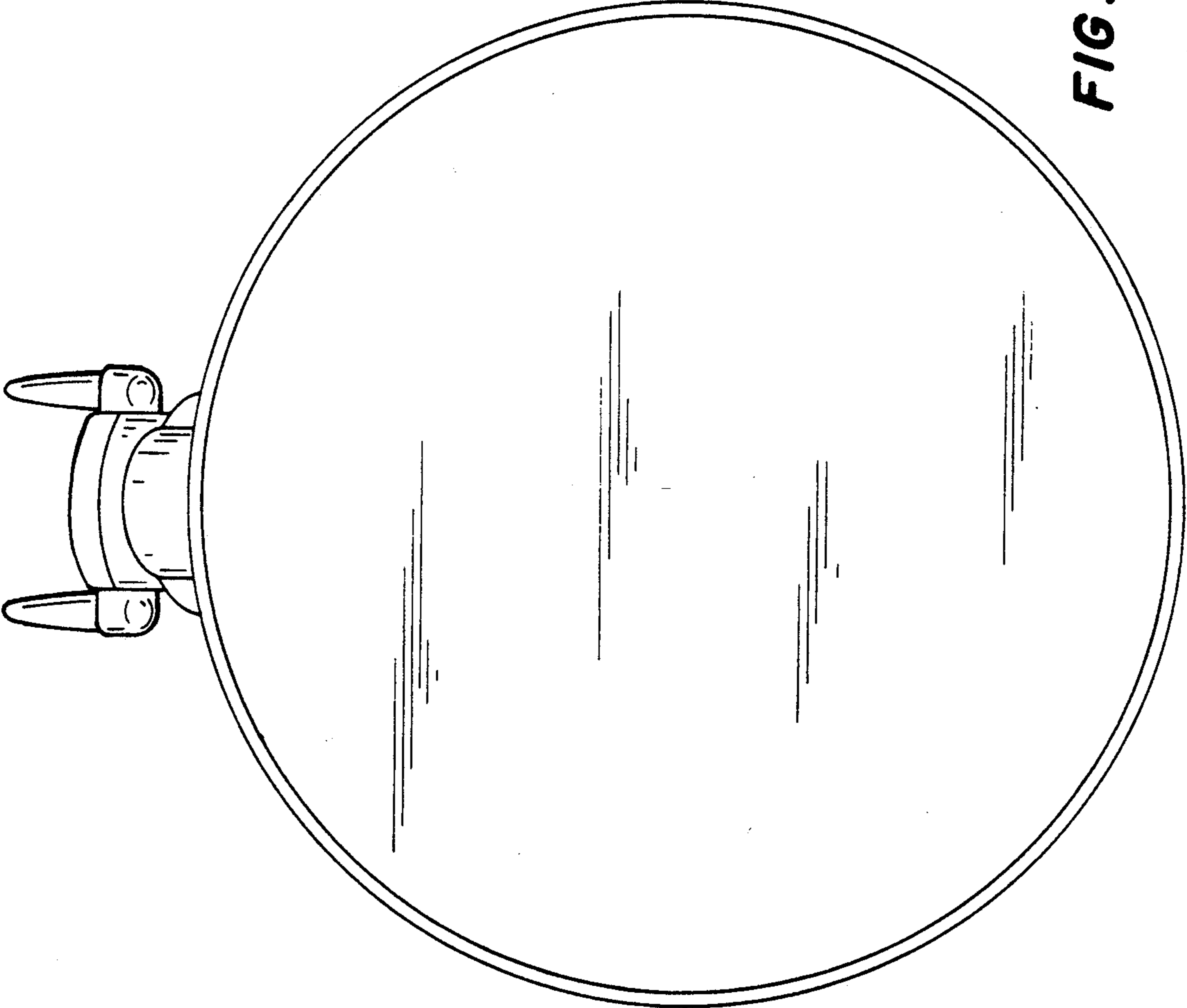


FIG. 5

FIG. 6

