



US00D338559S

United States Patent [19]

[11] Patent Number: **Des. 338,559**

Mainwaring et al.

[45] Date of Patent: **** Aug. 24, 1993**

- [54] BRIEFCASE COVER
- [75] Inventors: **Scott R. Mainwaring**, 312 19th St., Atlantic Beach, Fla. 32233; **Joseph M. Burgess**, P.O. Box 746, Edgewater, Fla. 32132
- [73] Assignees: **Scott R. Mainwaring**, Atlantic Beach; **Joseph M. Burgess**, Edgewater, both of Fla. ; a part interest
- [**] Term: **14 Years**
- [21] Appl. No.: **746,574**
- [22] Filed: **Aug. 19, 1991**
- [52] U.S. Cl. **D3/76**
- [58] Field of Search **D3/30.1, 41, 77, 99, D3/71, 74, 76; 150/165, 154; 383/98; 190/26, 18 R, 100, 114, 111, 112, 113, 115, 116, 117, 118, 119, 125, 900**

2,724,467	11/1955	Jaffe	190/26
3,294,135	12/1966	Brenner	190/119
3,314,464	4/1967	Veilleux	150/154
3,901,360	8/1975	Cook	190/26
5,107,971	4/1992	Freeman	190/26
5,127,500	7/1992	Mitchell	190/115
5,172,795	12/1992	Riceman	190/26

Primary Examiner—B. J. Bullock
Assistant Examiner—Paula A. Mortimer
Attorney, Agent, or Firm—Kennedy & Kennedy

[57] CLAIM

The ornamental design for a briefcase cover, as shown and described.


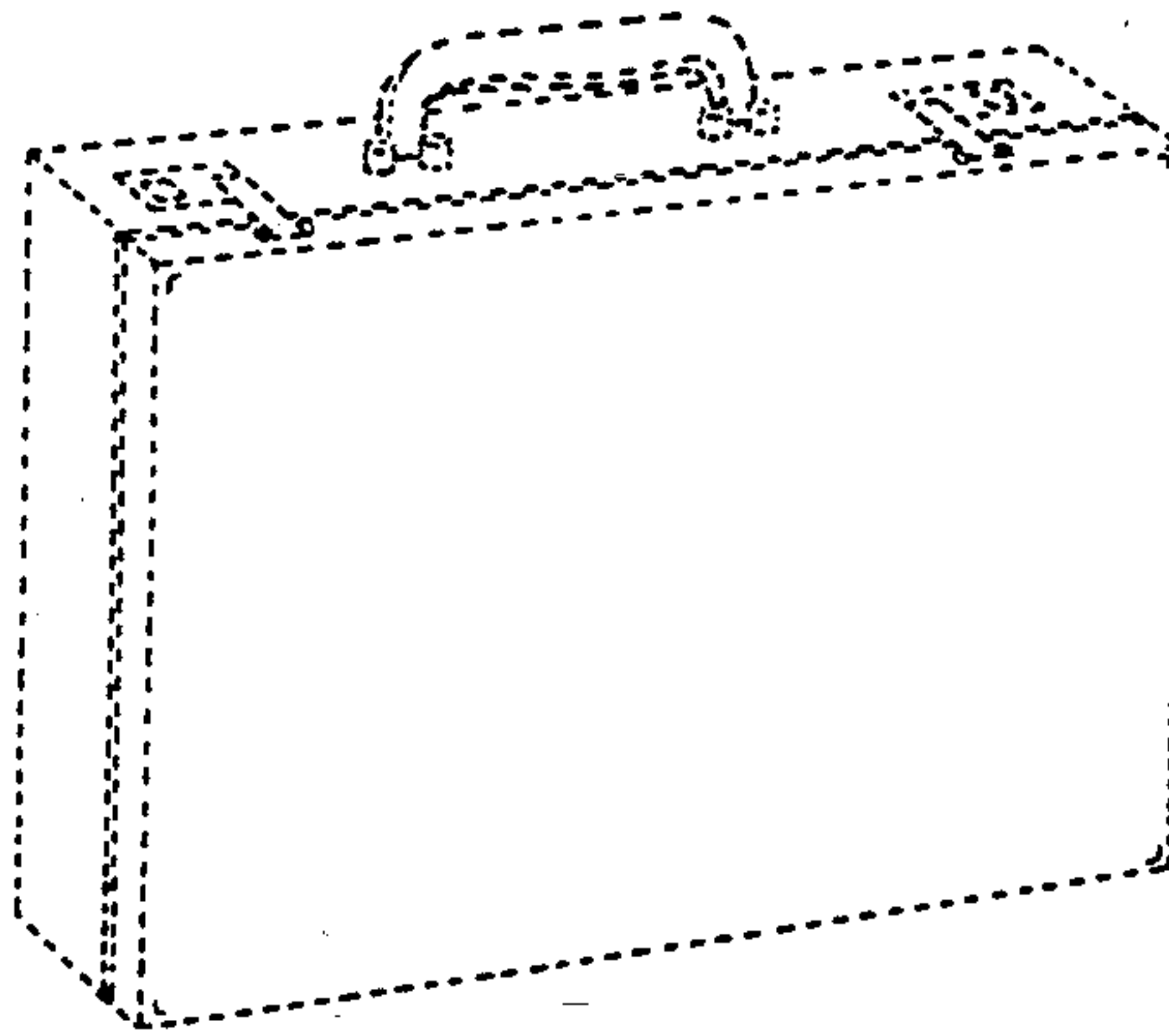
DESCRIPTION

FIG. 1 is a front perspective view of a briefcase cover showing my new design in an open position, the broken line showing of the suitcase is for illustrative purposes; FIG. 2 is an enlarged top plan view thereof; FIG. 3 is an enlarged side elevational view thereof; FIG. 4 is an enlarged end elevational view thereof, the opposite end is a mirror image; FIG. 5 is an enlarged bottom plan view thereof; and, FIG. 6 is an enlarged opposite side elevational view of FIG. 3.

[56] References Cited

U.S. PATENT DOCUMENTS

D. 287,428	12/1986	Knoepké	D3/76 X
D. 316,483	4/1991	Haack	D3/76
2,467,471	4/1949	Goldstein	150/165
2,647,595	8/1953	Meyers	190/26




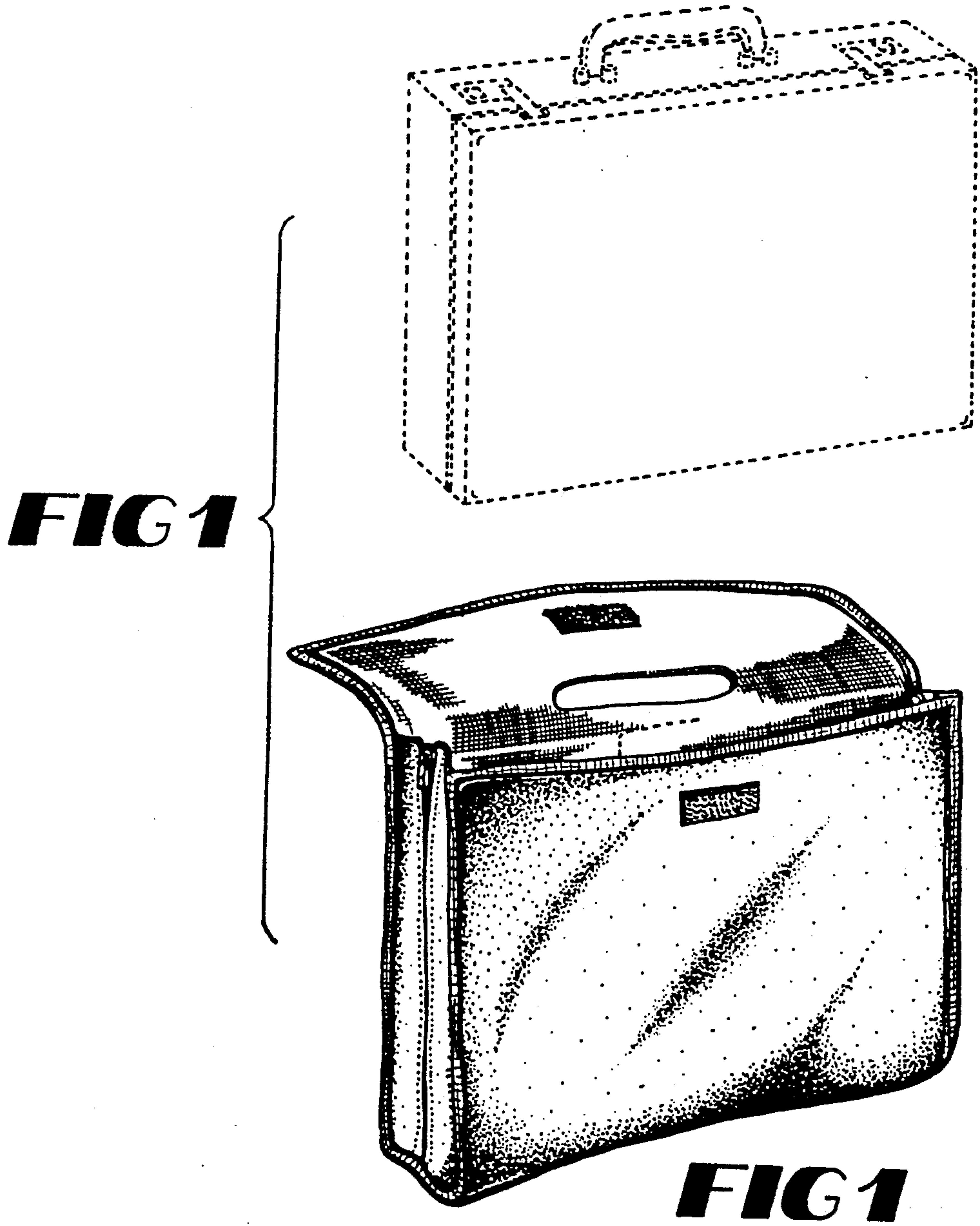


FIG 2

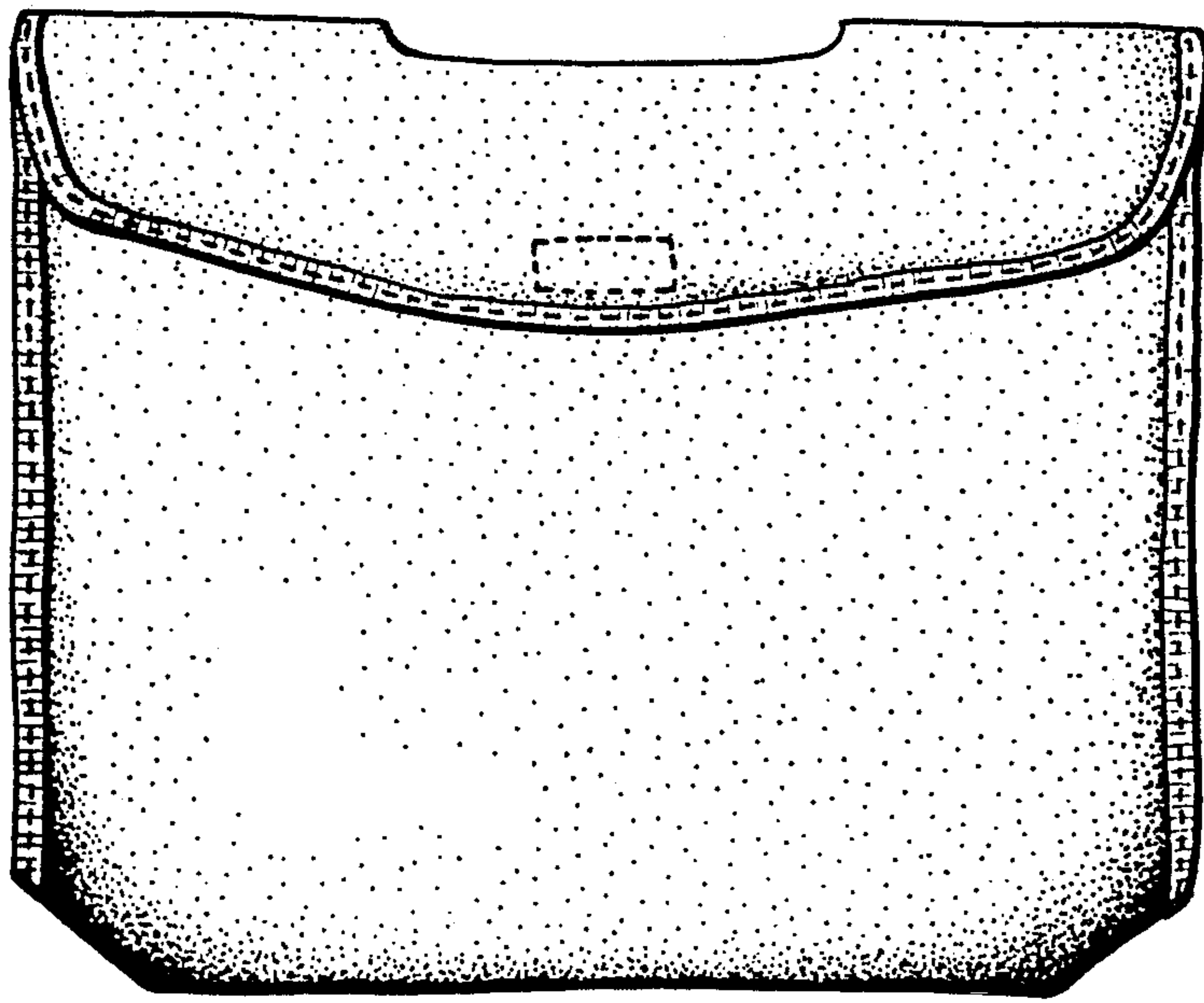


FIG 3

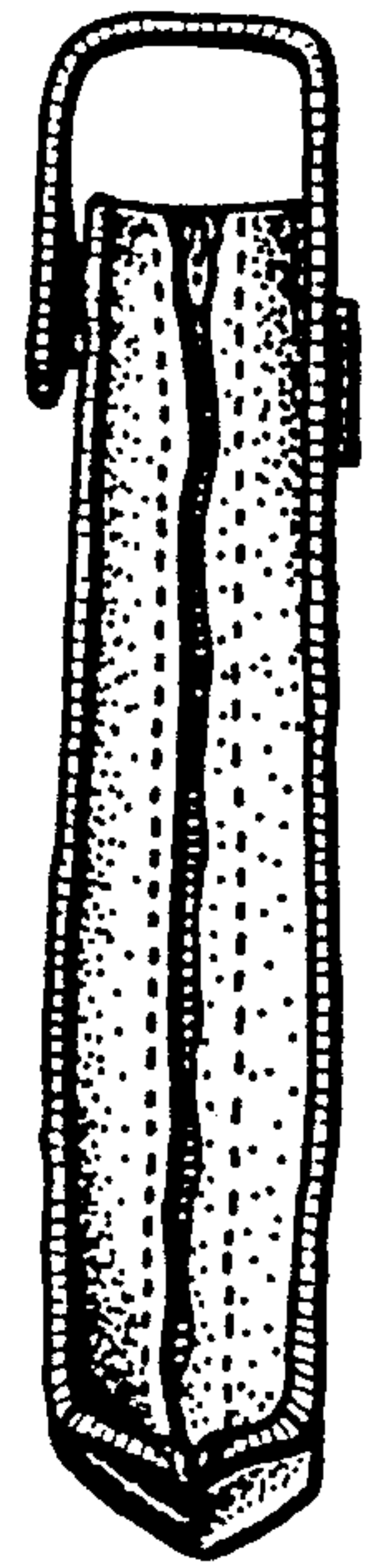


FIG 4



FIG 5

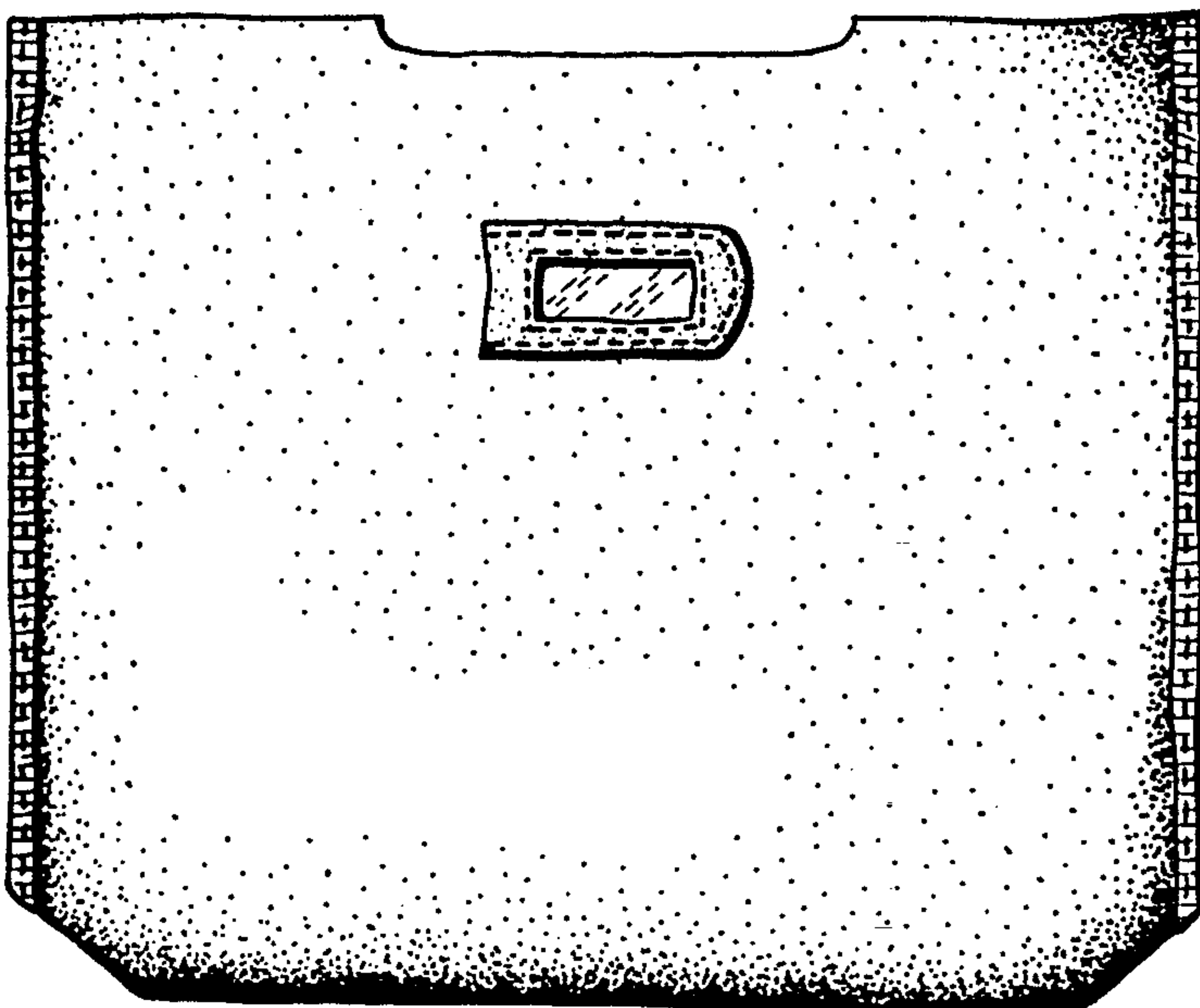


FIG 6