



US00D338558S

# United States Patent [19]

[11] Patent Number: **Des. 338,558**

**Cheng**

[45] Date of Patent: **\*\* Aug. 24, 1993**

[54] **KEY HOLDER**

[76] Inventor: **Peter S. C. Cheng**, 5 Ross Street,  
Toronto Ontario, Canada, M5T 1Z8

[\*\*] Term: **14 Years**

[21] Appl. No.: **714,743**

[22] Filed: **Jun. 13, 1991**

[52] U.S. Cl. .... **D3/61**

[58] Field of Search ..... **D3/61-65,**  
**D3/103, 56; 70/456 R, 456 B, 457, 458, 459,**  
**460; 24/3 K, 3 L, 3 M, 298-302; D11/56-60**

[56] **References Cited**

**U.S. PATENT DOCUMENTS**

1,543,054	6/1925	Bushnell	.....	D3/61
1,596,055	8/1926	Lorbu	.....	D3/61
2,201,833	5/1940	Koelling	.....	D3/61
2,232,503	2/1941	Zarowin	.....	70/456 B

2,254,582	9/1941	Schell	.....	70/456 B
2,284,507	5/1942	Behrman	.....	70/456 B
2,286,265	6/1942	David	.....	70/456 B
3,608,343	9/1971	Kimel	.....	D3/61

*Primary Examiner*—A. Hugo Word  
*Assistant Examiner*—R. Seifert  
*Attorney, Agent, or Firm*—Kirschstein, Ottinger, Israel & Schiffmiller

[57] **CLAIM**

The ornamental design for a key holder, as shown.

**DESCRIPTION**

FIG. 1 is a top plan view of a key holder showing my new design;

FIG. 2 is a front elevational view thereof;

FIG. 3 is a right side elevational view thereof;

FIG. 4 is a left side elevational view thereof;

FIG. 5 is a rear elevational view thereof; and,

FIG. 6 is a bottom plan view thereof.

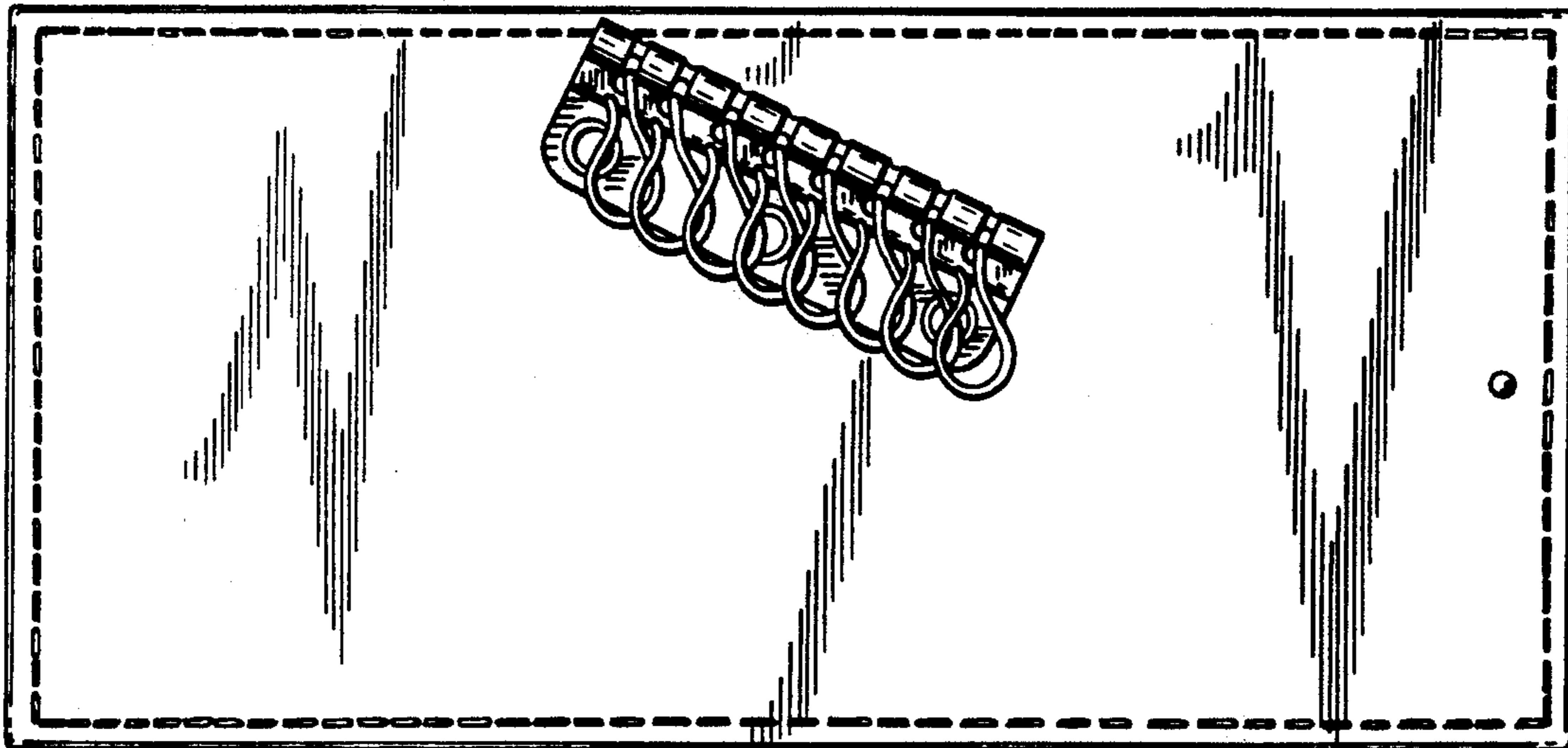


FIG. 1



FIG. 2

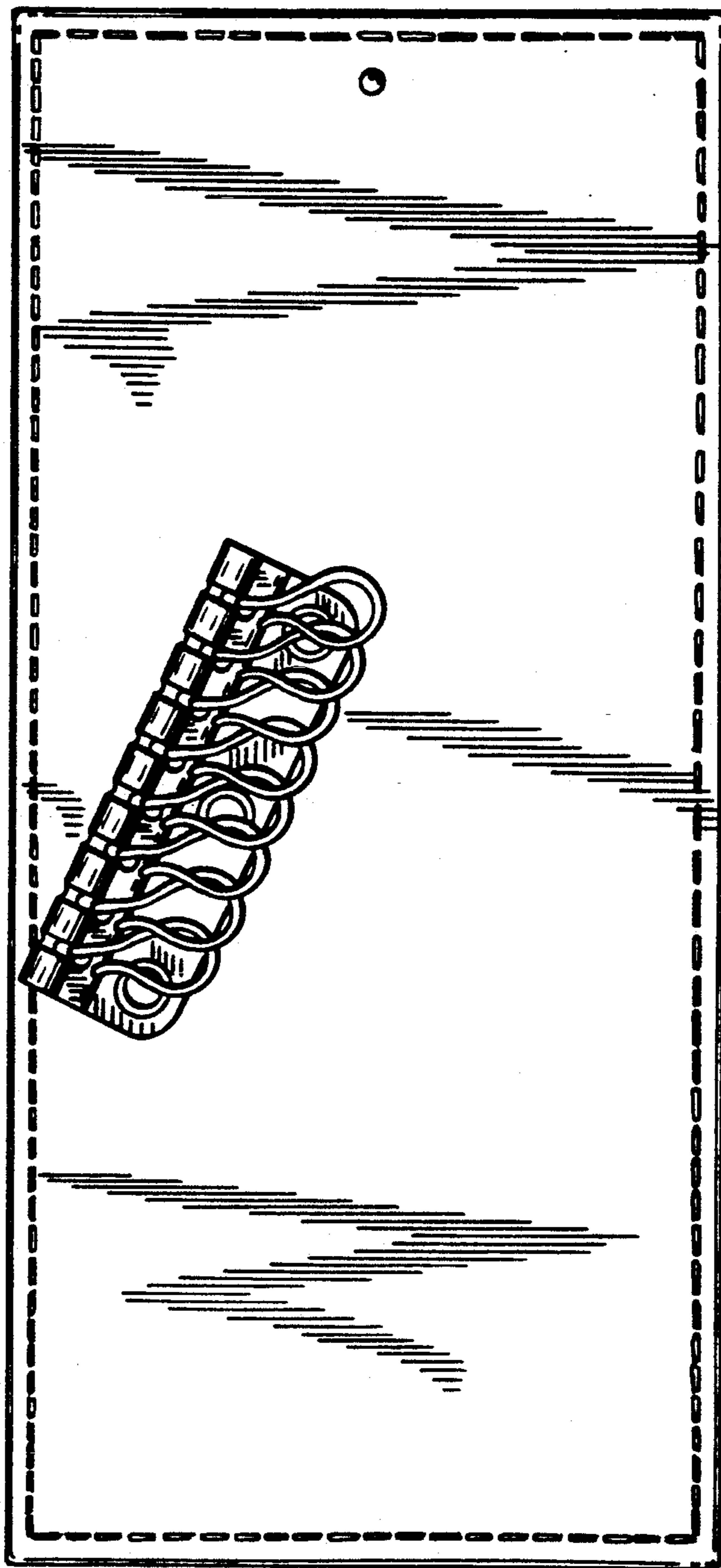


FIG. 3



FIG. 5

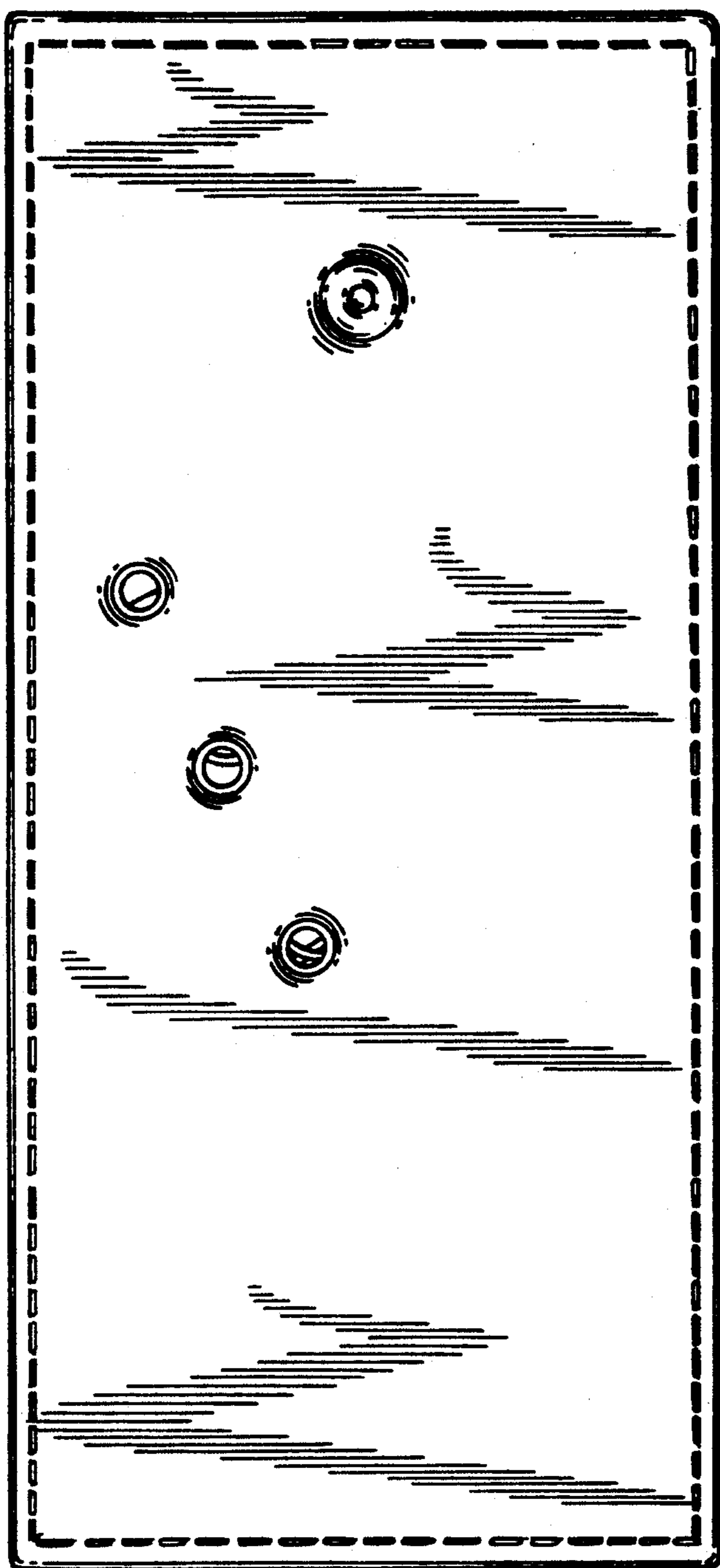


FIG. 4



FIG. 6

