



US00D338553S

United States Patent [19]
Flemming

[11] **Patent Number: Des. 338,553**
[45] **Date of Patent: ** Aug. 24, 1993**

[54] **LIGHTED WALKING CANE**

[76] **Inventor: Leonard N. Fleming, 326 Blich St., Valdosta, Ga. 31601**

[**] **Term: 14 Years**

[21] **Appl. No.: 716,351**

[22] **Filed: Jun. 17, 1991**

[52] **U.S. Cl. D3/7**

[58] **Field of Search D3/5-7, D3/10, 12-13, 16, 17; 362/102; 135/65, 66, 75-78, 910, 911**

[56] **References Cited**

U.S. PATENT DOCUMENTS

D. 325,670	4/1992	Champigny	D3/7
D. 329,133	9/1992	Ragatz	D3/7
3,093,402	6/1963	Sisson	135/65 X
4,562,850	1/1986	Earley et al.	362/102 X
4,625,742	12/1986	Phillips	362/102 X
4,811,750	3/1989	McAllister	135/66

FOREIGN PATENT DOCUMENTS

369793 3/1932 United Kingdom 362/102


Primary Examiner—Louis S. Zarfes
Attorney, Agent, or Firm—Jones & Askew

[57] **CLAIM**

The ornamental design for a lighted walking cane, as shown.

DESCRIPTION

FIG. 1 is a perspective view of the lighted walking cane of my new design;
FIG. 2 is a left side elevational view of the lighted walking cane of my new design; it being understood that the right side elevational view is identical thereto;
FIG. 3 is a rear elevational view of the lighted walking cane of my new design;
FIG. 4 is a front elevational view of the lighted walking cane of my new design;
FIG. 5 is a top plan view of the lighted walking cane of my new design; and,
FIG. 6 is a bottom plan view of the lighted walking cane of my new design.



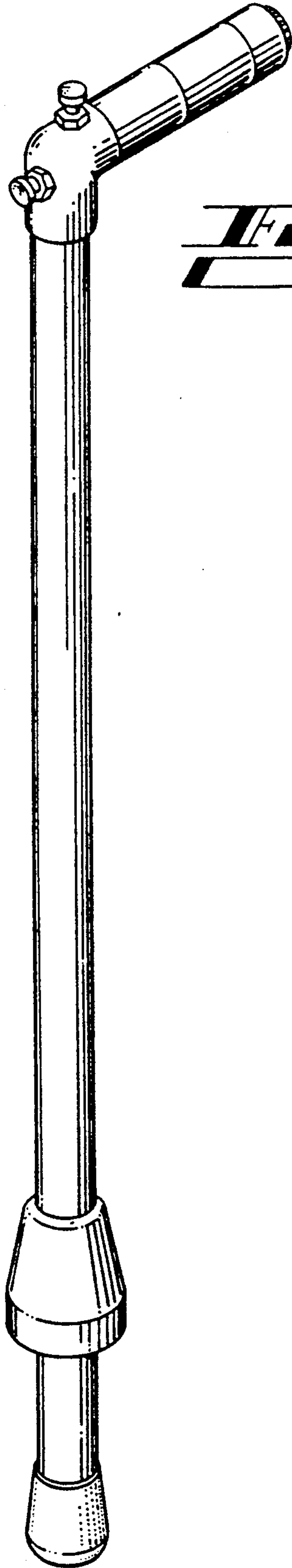


Fig. 1


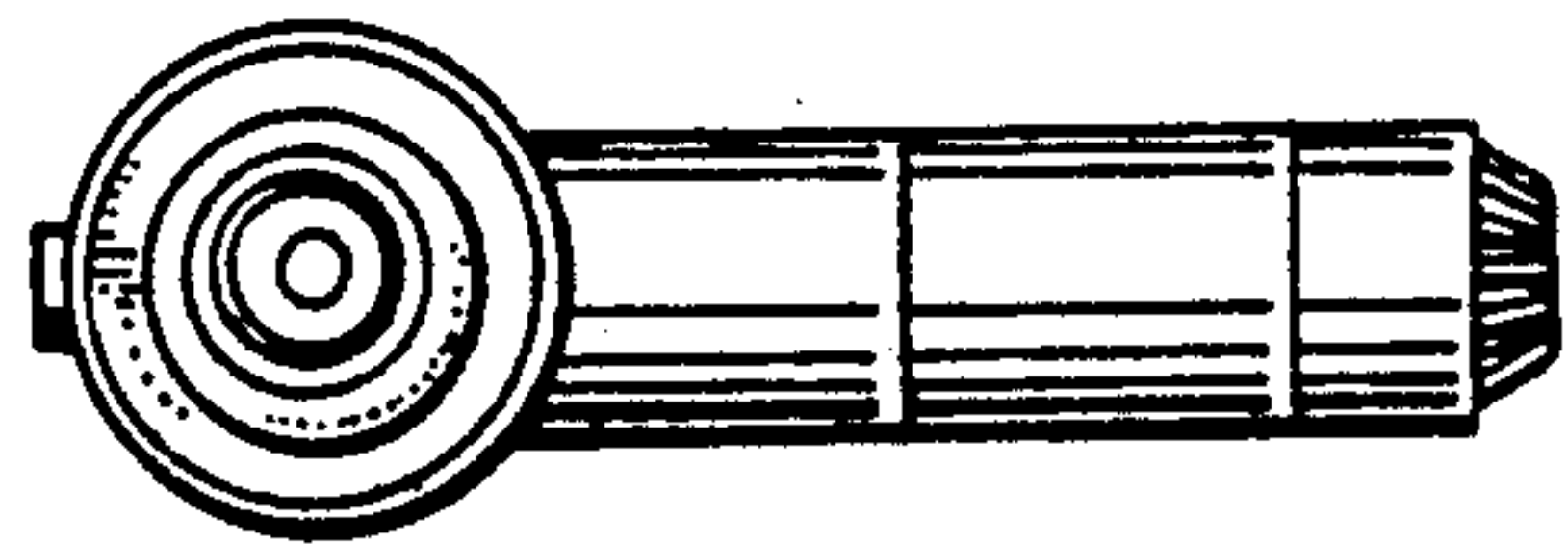


Fig. 5

Fig. 6



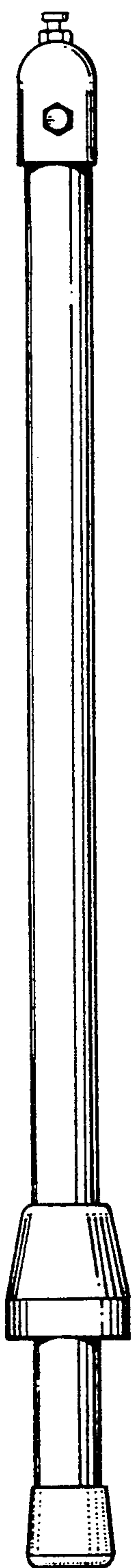


Fig. 4

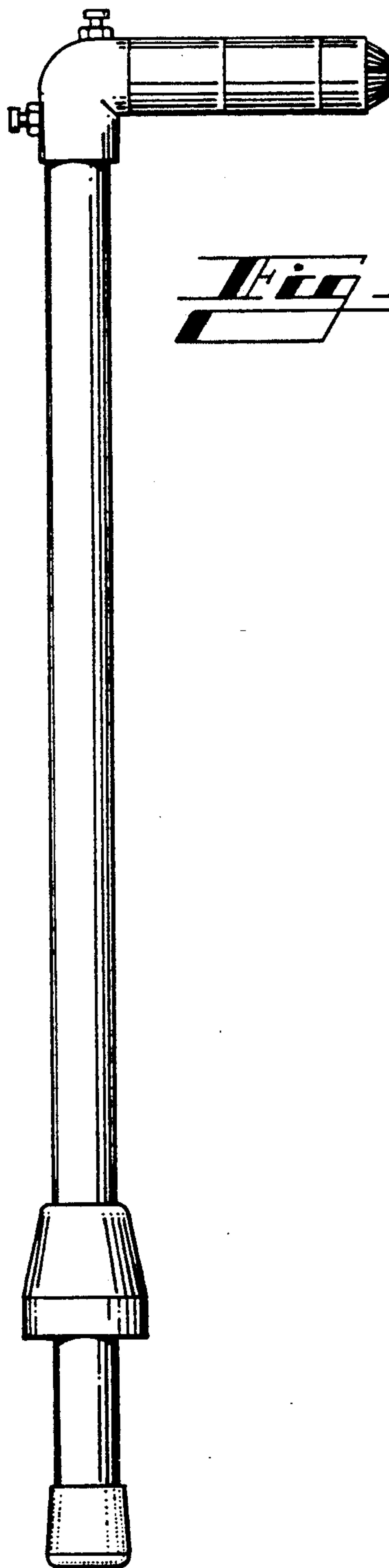


Fig. 2

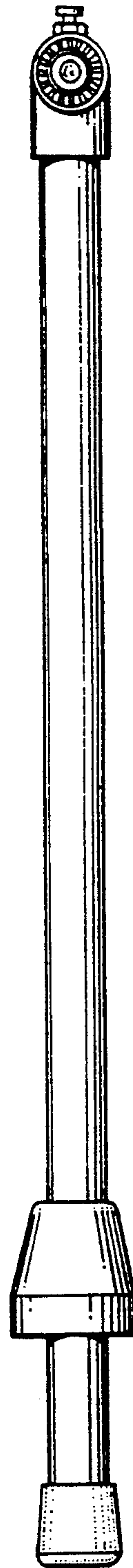


Fig. 3