



US00D338535S

United States Patent [19]

[11] Patent Number: **Des. 338,535**

Robertson

[45] Date of Patent: **** Aug. 17, 1993**

[54] DECORATIVE WINDOW TRIM STRIP

Assistant Examiner—Doris Clark

[75] Inventor: **Richard W. Robertson, Arvada, Colo.**

Attorney, Agent, or Firm—Fields, Lewis, Pittenger & Rost

[73] Assignee: **D.S.C. Fabrics, Inc., Arvada, Colo.**

[57] **CLAIM**

[**] Term: **14 Years**

The ornamental design for the decorative window trim strip, as shown and described.

[21] Appl. No.: **747,110**

DESCRIPTION

[22] Filed: **Aug. 19, 1991**

FIG. 1 is a perspective view of a decorative window trim strip of this invention, the broken lines showing a window frame and a shutter are for illustrative purposes only and form no part of the claimed design;

[52] U.S. Cl. **D25/119**

[58] Field of Search **D25/125, 136, 52, 60, D25/119; 49/504, DIG. 2; 52/211**

FIG. 2 is a fragmentary perspective view from the outside corner;

[56] **References Cited**

U.S. PATENT DOCUMENTS

D. 220,092	3/1971	Francis	D25/52
3,751,868	8/1973	Mascioletti	D25/119
4,199,900	4/1980	Johnston et al.	49/464
4,389,824	6/1983	Anderson	52/211
4,391,072	7/1983	Moore	52/211
4,590,723	5/1986	Nassau et al.	52/211
4,811,533	3/1989	Wetsel	52/211

FIG. 3 is a fragmentary perspective view from the inside corner;

FIG. 4 is a top plan view, the bottom being identical thereto, the broken lines showing a shutter louver are for illustrative purposes only and form no part of the claimed design;


FIG. 5 is a fragmentary left outside view of FIG. 2;

FIG. 6 is a fragmentary right outside of FIG. 2;

FIG. 7 is a fragmentary left inside view of FIG. 2; and,

FIG. 8 is a fragmentary right inside view of FIG. 2.

Primary Examiner—A. Hugo Word



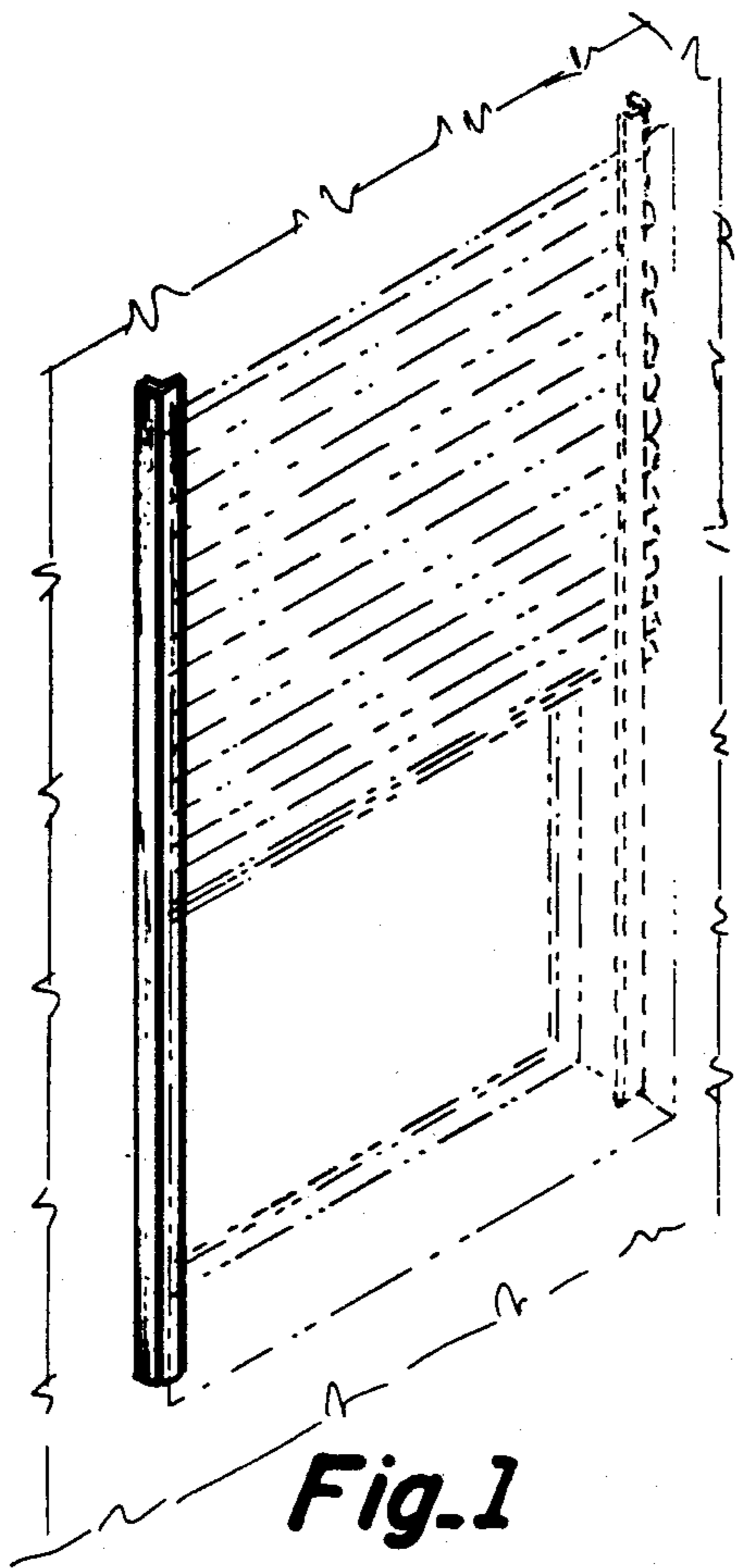


Fig-1




Fig-5




Fig-6




Fig-7




Fig-8




Fig-2



Fig-3

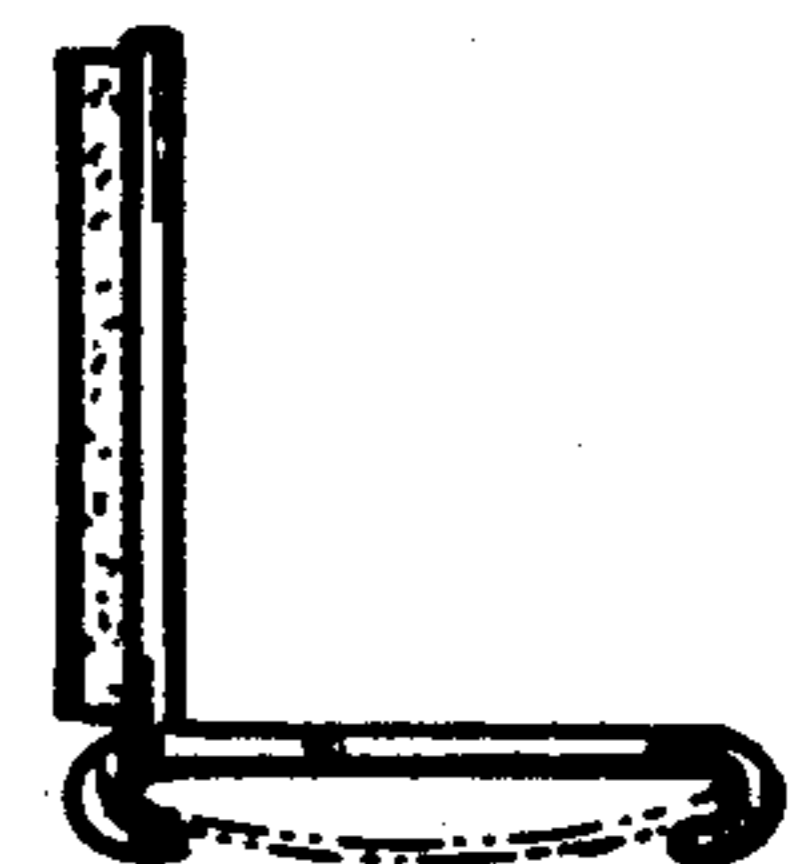


Fig-4