



US00D338533S

United States Patent [19]

[11] Patent Number: **Des. 338,533**

Burget et al.

[45] Date of Patent: **** Aug. 17, 1993**

[54] **LUMBAR SUPPORT BELT**

D. 328,792 8/1992 Salmon et al. D24/206 X
1,927,751 9/1993 Mensi D24/207 X

[75] Inventors: **Christopher Burget, Vista; Theodore Caldwell, Monarch Beach, both of Calif.**

*Primary Examiner—Stella Reid
Attorney, Agent, or Firm—G. Donald Weber, Jr.*

[73] Assignee: **Thermopro Unlimited, Inc., Irving, Calif.**

[57] **CLAIM**

The ornamental design for a lumbar support belt, as shown and described.

[**] Term: **14 Years**

DESCRIPTION

[21] Appl. No.: **643,808**

FIG. 1 is a plan view of one surface of the lumbar support belt of the instant invention;
FIG. 2 is a plan view of the opposite surface of the lumbar support belt;
FIG. 3 is one end view of the lumbar support belt;
FIG. 4 is one edge view of the lumbar support belt;
FIG. 5 is the opposite end view of the lumbar support belt; and,
FIG. 6 is the opposite edge view of the lumbar support belt.

[22] Filed: **Jan. 22, 1991**

[52] U.S. Cl. **D24/206; D24/200**

[58] Field of Search **D24/206, 200, 190, 191, D24/192, 207; 128/402, 403, 78, DIG. 20**

[56] **References Cited**

U.S. PATENT DOCUMENTS

D. 325,441 4/1992 O'Brien et al. D24/206

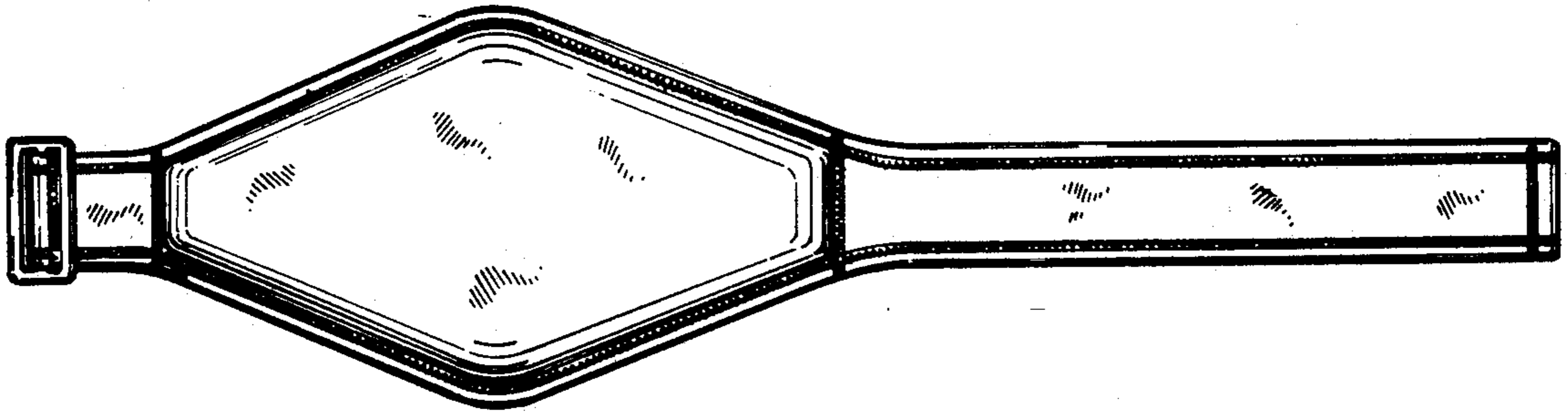




FIG. 4

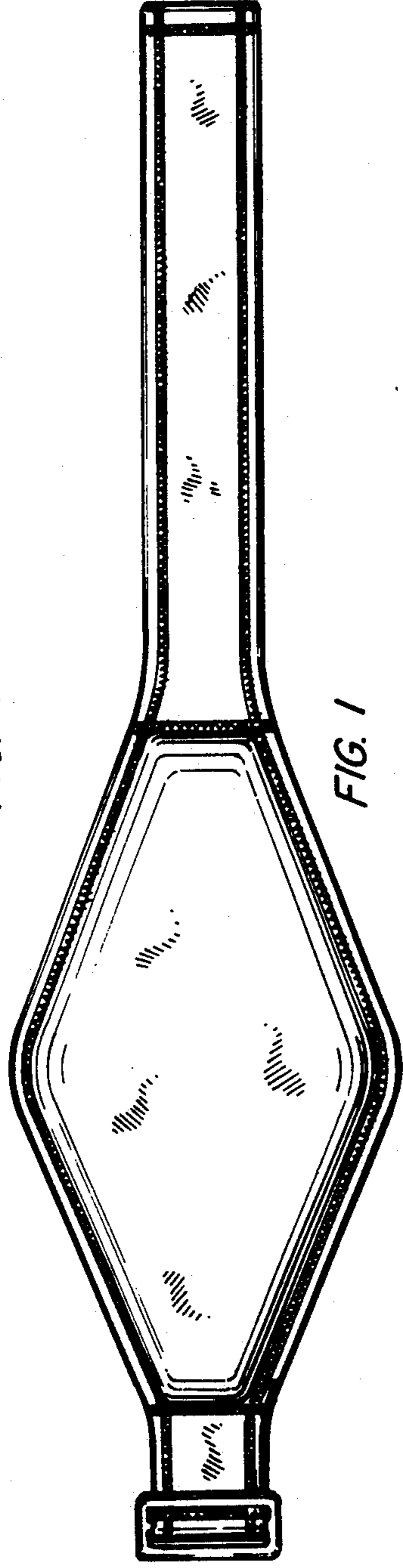


FIG. 1



FIG. 3




FIG. 5



FIG. 6

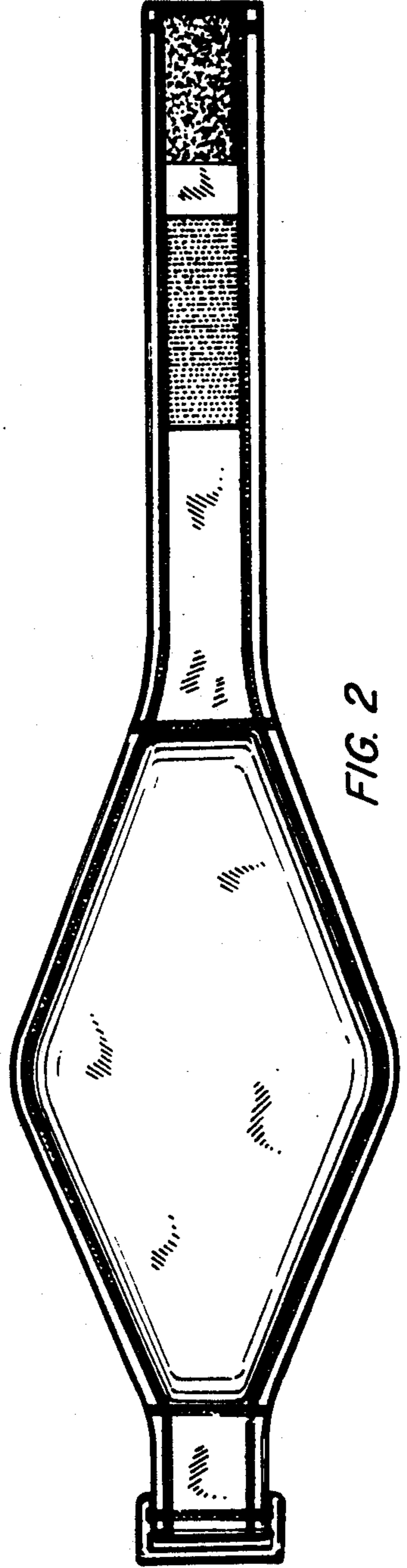


FIG. 2