



US00D338519S

United States Patent [19]

[11] Patent Number: **Des. 338,519**

Peterson

[45] Date of Patent: **** Aug. 17, 1993**

[54] **HUMIDIFIER FOR USE WITH A PORTABLE OXYGEN UNIT**

1397664 of 1973 United Kingdom .

[76] Inventor: **Terry A. Peterson**, 12960 County Rd. 310, Ignacio, Colo. 81137

OTHER PUBLICATIONS

Handbook of Pictorial Symbols, ©1976, p. 111, water drop symbol A, lower right side of page.

[**] Term: **14 Years**

Primary Examiner—Wallace R. Burke

Assistant Examiner—Lisa Lichtenstein

[21] Appl. No.: **638,663**

Attorney, Agent, or Firm—Terry M. Gernstein

[22] Filed: **Jan. 8, 1991**

[57] CLAIM

[52] U.S. Cl. **D23/356**

The ornamental design for a humidifier for use with a portable oxygen unit, as shown and described.

[58] Field of Search **D23/356-363;**

392/396, 397, 398; 239/338; 422/123;

128/203.12, 203.16, 203.23, 203.26, 204.13,

204.14, 204.17

DESCRIPTION

[56] References Cited

U.S. PATENT DOCUMENTS

2,413,494	12/1946	Fortney	422/124
3,096,817	7/1963	McKenna	239/136
3,107,669	10/1963	Gross	128/204.17
3,730,497	5/1973	Schmitt	261/24
3,979,485	9/1976	Hoag	261/30
4,540,529	9/1985	Koszyk	261/91

FIG. 1 is a perspective view of the humidifier for use with a portable oxygen unit embodying the design of the present invention;

FIG. 2 is a front end elevational view thereof;

FIG. 3 is a rear end elevational view thereof;

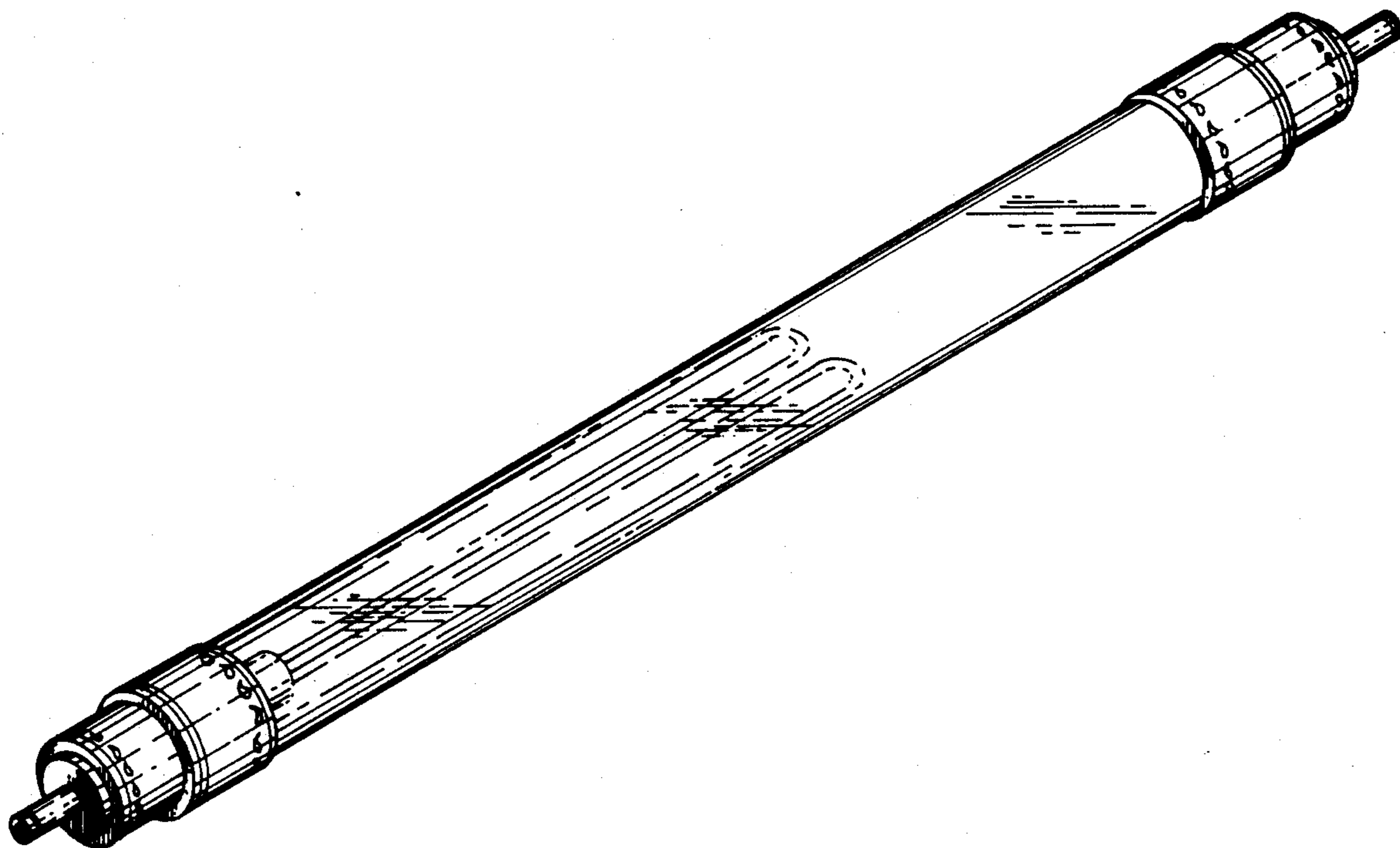
FIG. 4 is a side elevational view thereof, the side opposite being a mirror image of the side shown in FIG. 4; and,

FIG. 5 is a top plan view thereof, the bottom view being a mirror image of the top view shown in FIG. 5.

The broken line showing of environmental structure in FIGS. 1, 4 and 5, is for illustrative purposes only and forms no part of the claimed design.

FOREIGN PATENT DOCUMENTS

135435 of 1952 Australia .



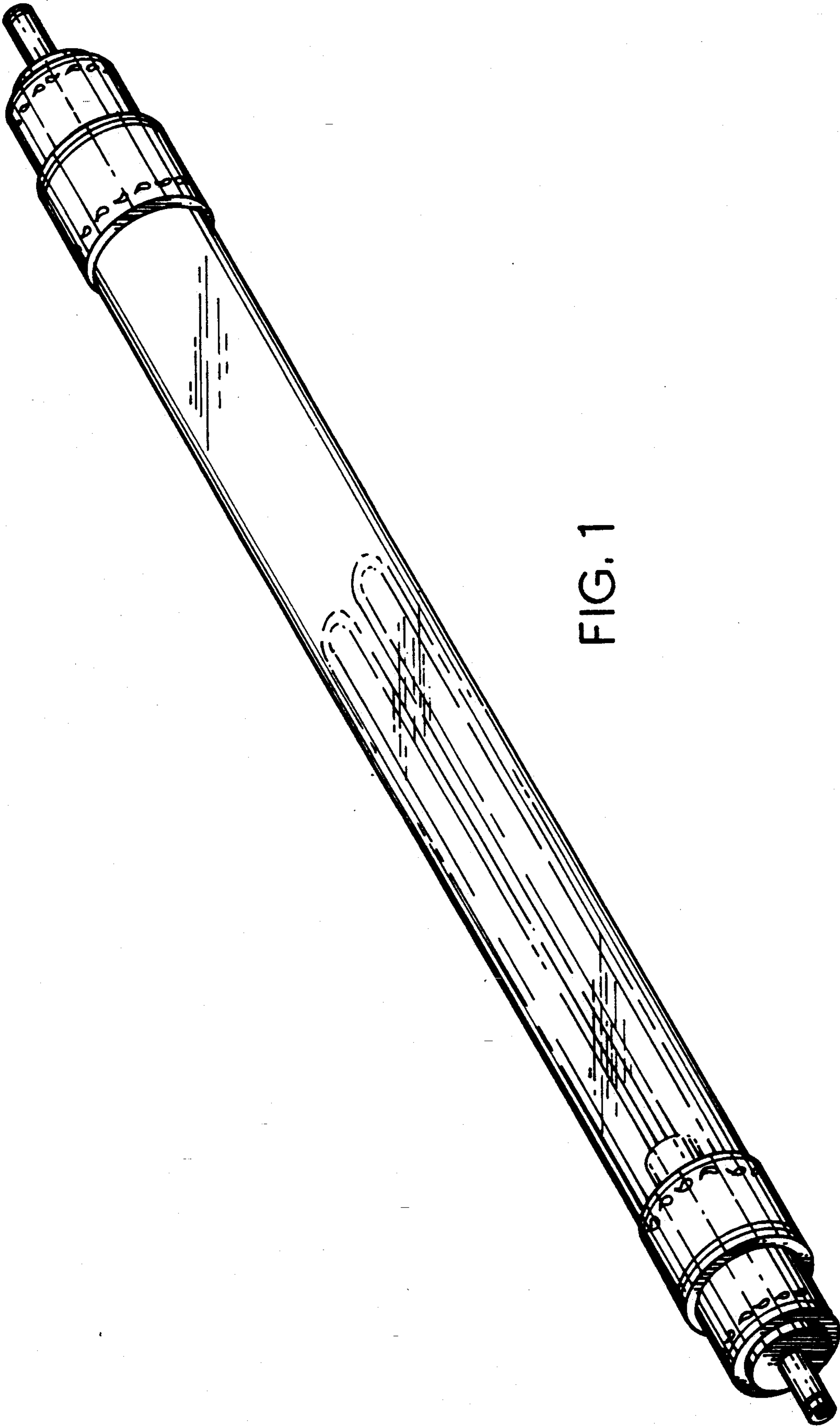


FIG. 1

FIG: 4




FIG. 5




FIG. 2



FIG. 3

