



US00D338517S

United States Patent [19]

[11] Patent Number: **Des. 338,517**

Formgren

[45] Date of Patent: **** Aug. 17, 1993**

[54] HANDLE FOR A PLUMBING FITTING

[75] Inventor: **Anna-Pia K. Formgren, Paris, France**

[73] Assignee: **Jacob Delafon, Paris, France**

[**] Term: **14 Years**

[21] Appl. No.: **792,052**

[22] Filed: **Nov. 8, 1991**

[52] U.S. Cl. **D23/250; D8/306**

[58] Field of Search **D23/238-243, D23/250-254; D8/300, 306-320; 16/110, 118, 121**

[56] **References Cited**

U.S. PATENT DOCUMENTS

| | | | |
|------------|---------|----------------------|---------|
| D. 231,317 | 4/1974 | Ludwick . | |
| D. 268,358 | 3/1983 | Saporito et al. | D23/250 |
| D. 268,513 | 4/1983 | Thompson | D23/250 |
| D. 273,513 | 4/1984 | Arnolds | D23/242 |
| D. 273,888 | 5/1984 | Niemann | D23/250 |
| D. 274,351 | 6/1984 | Niemann . | |
| D. 276,645 | 12/1984 | Piesco | D23/241 |
| D. 280,231 | 8/1985 | Niemann . | |
| D. 287,045 | 12/1986 | Yost | D23/250 |
| D. 290,642 | 6/1987 | Reinecke | D23/254 |
| D. 297,757 | 9/1988 | Reinecke | D23/250 |
| D. 299,740 | 2/1989 | Reinecke | D23/254 |

OTHER PUBLICATIONS

Undated Jacob Delafon ad showing inter alia its 71830.50 fixtures, admitted prior art.

Undated Jacob Delafon ad showing inter alia its 73860.10 fixture, admitted prior art.

Undated Altman for its KP project fixtures, admitted prior art.

Undated Kohler ad showing inter alia its antique K-280 fixture, admitted prior art.

Undated Hardin ad showing inter alia its H-0-2-AA-2-O-B handle, admitted prior art.

Primary Examiner—James R. Largen
Attorney, Agent, or Firm—Quarles & Brady

[57] **CLAIM**

The ornamental design for a handle for a plumbing fitting, as shown and described.

DESCRIPTION

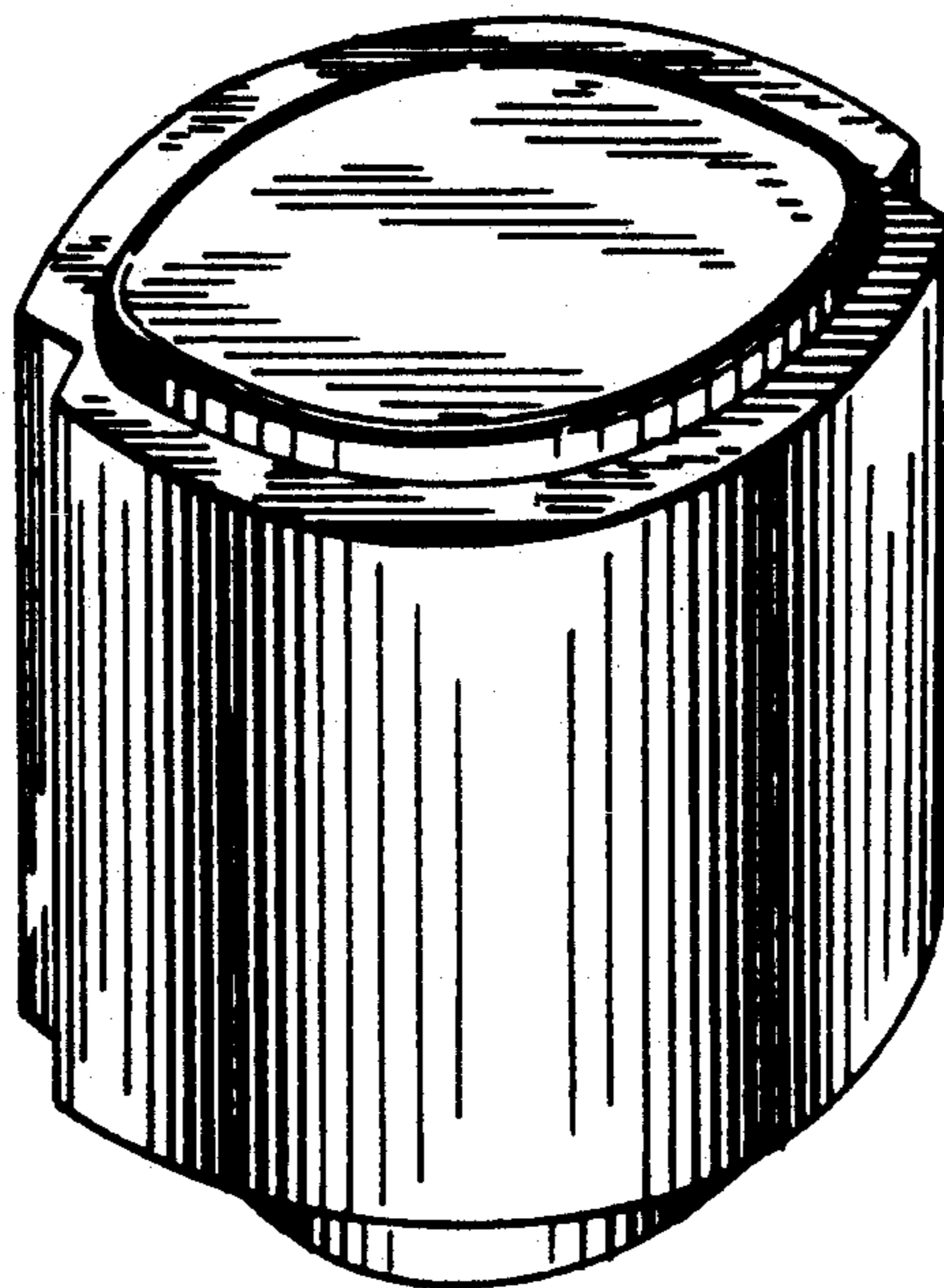
FIG. 1 is a perspective view taken from the top, front and left side of a handle for a plumbing fitting showing my new design;

FIG. 2 is a front elevational view thereof, the rear elevational view being identical thereto;

FIG. 3 is a left side elevational view thereof, the right side elevational view being identical thereto;

FIG. 4 is a top plan view thereof; and,

FIG. 5 is a bottom plan view thereof.



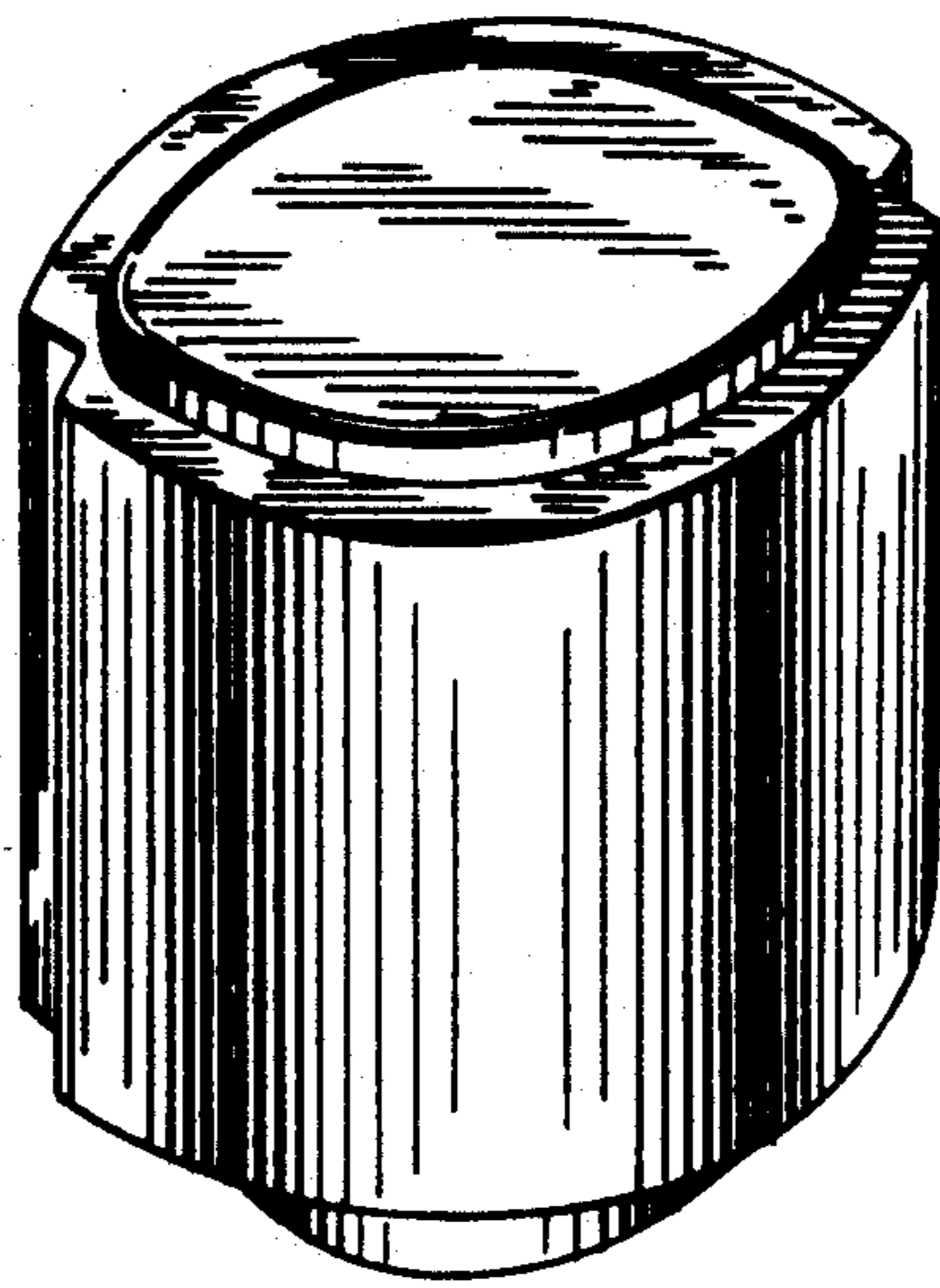


FIG. 1

FIG. 2

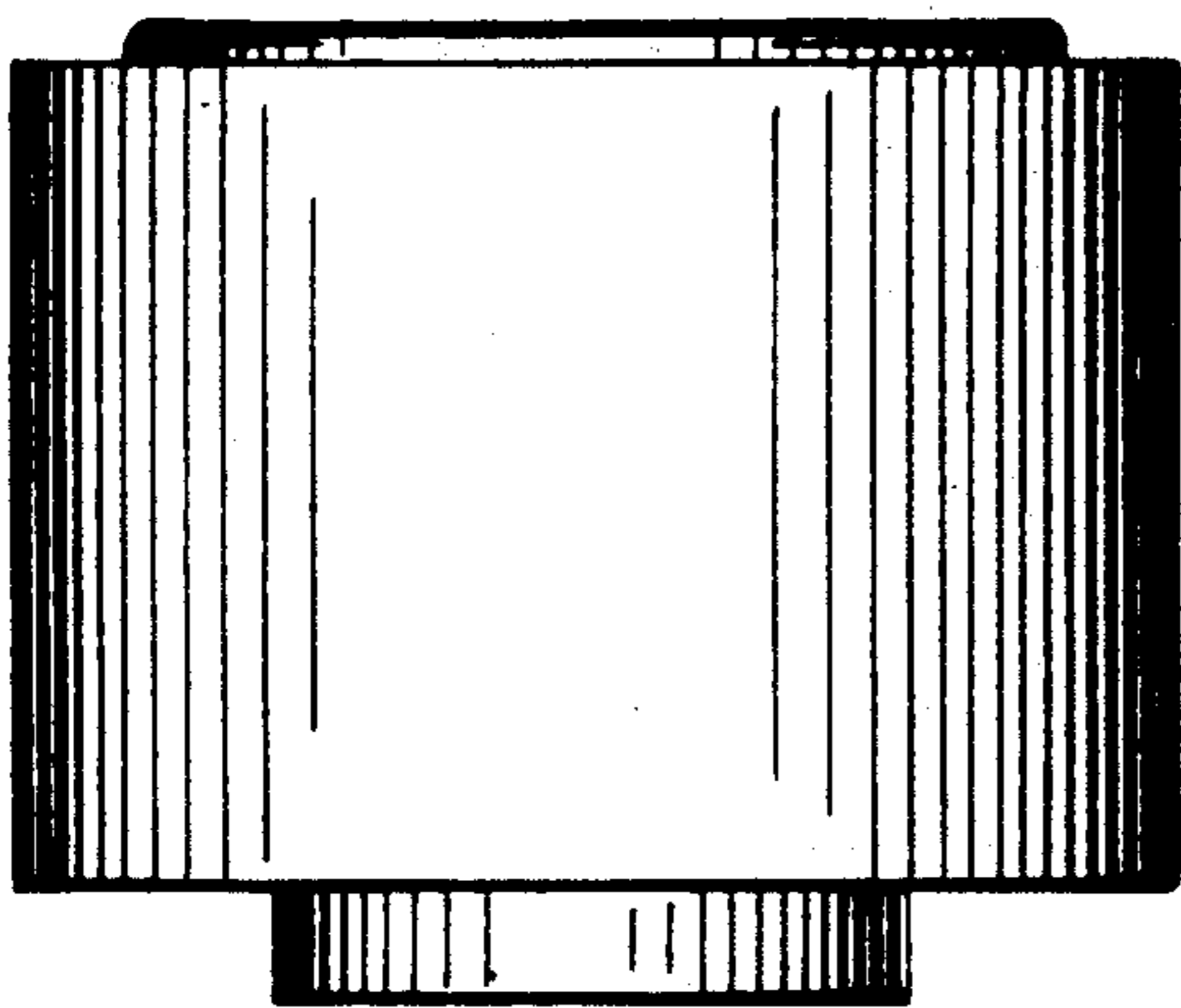


FIG. 3

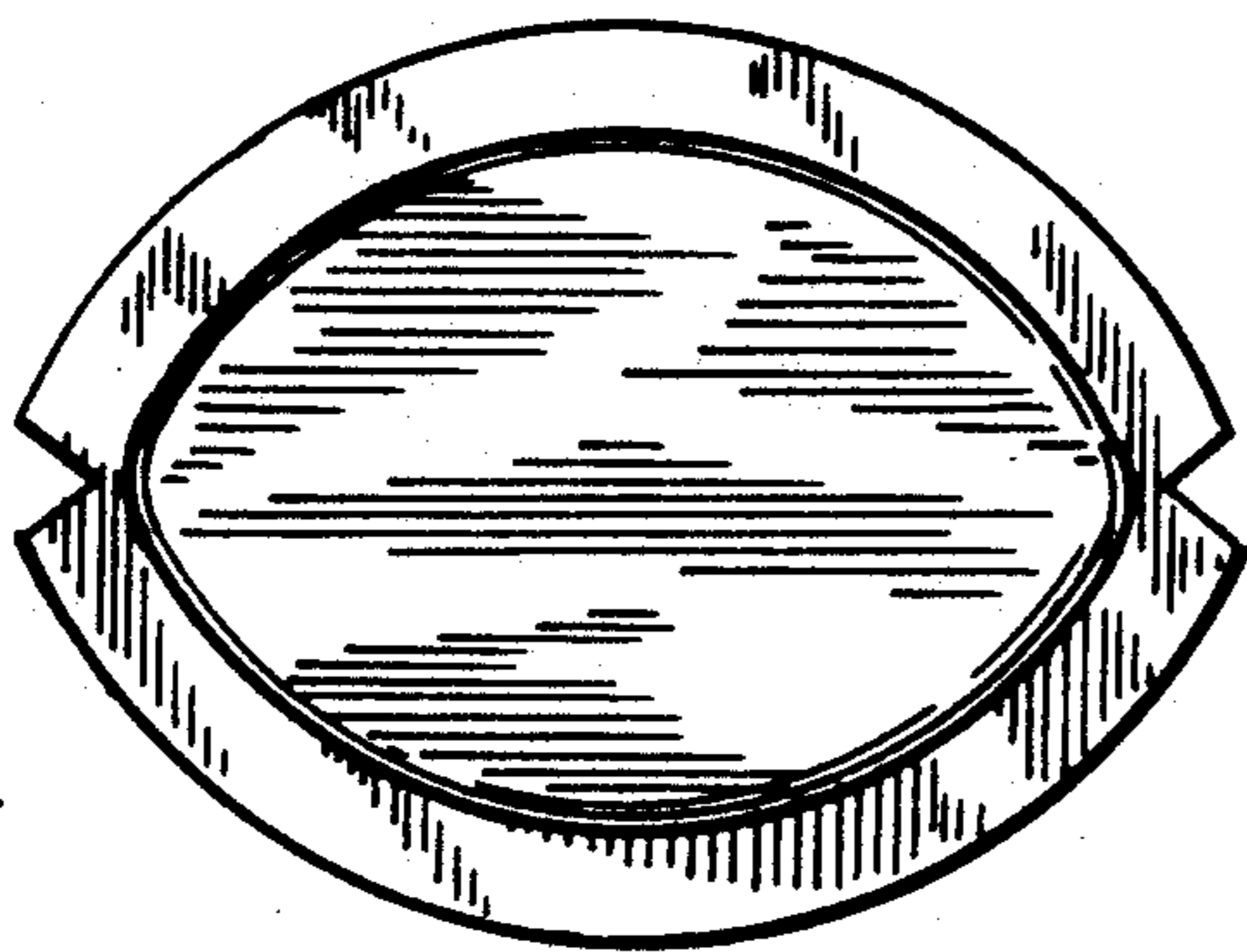



FIG. 4

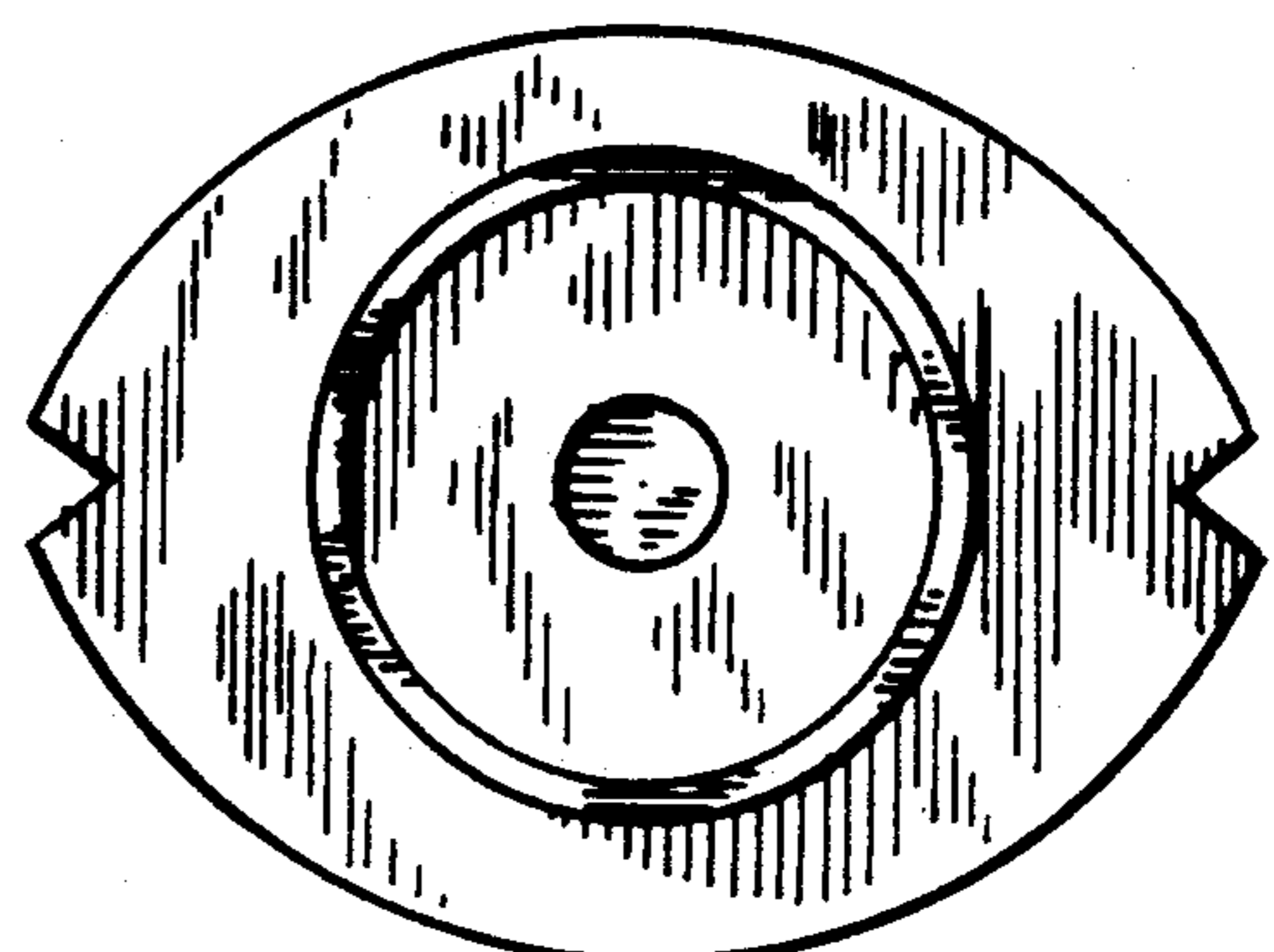


FIG. 5