



US00D338511S

United States Patent [19]

[11] Patent Number: **Des. 338,511**

Westerfield

[45] Date of Patent: **** Aug. 17, 1993**

[54] POOL CUE STICK

FOREIGN PATENT DOCUMENTS

[76] Inventor: **Thomas J. Westerfield**, 11307 Beach Rd., White Marsh, Md. 21162

2209681 5/1989 United Kingdom 273/68

[**] Term: **14 Years**

OTHER PUBLICATIONS

[21] Appl. No.: **894,155**

The Sporting Goods Dealer, Jul. 1972, p. 38.
Brunswick-Balke-Collender Co Cat, 1894 p. 30, Public Cue Rack.

[22] Filed: **Jun. 3, 1992**

Cole Co Cat Oct. 1969, Front Page.

[52] U.S. Cl. **D21/232**

Primary Examiner—Bernard Ansher

Assistant Examiner—Prabhakar Deshmukh

Attorney, Agent, or Firm—Leonard Bloom

[58] Field of Search **D21/232; 273/68-71, 273/2, 17-24, 81 R; D8/107**

[57] CLAIM

The ornamental design for a grip for a pool cue, as shown and described.

[56] References Cited

DESCRIPTION

U.S. PATENT DOCUMENTS

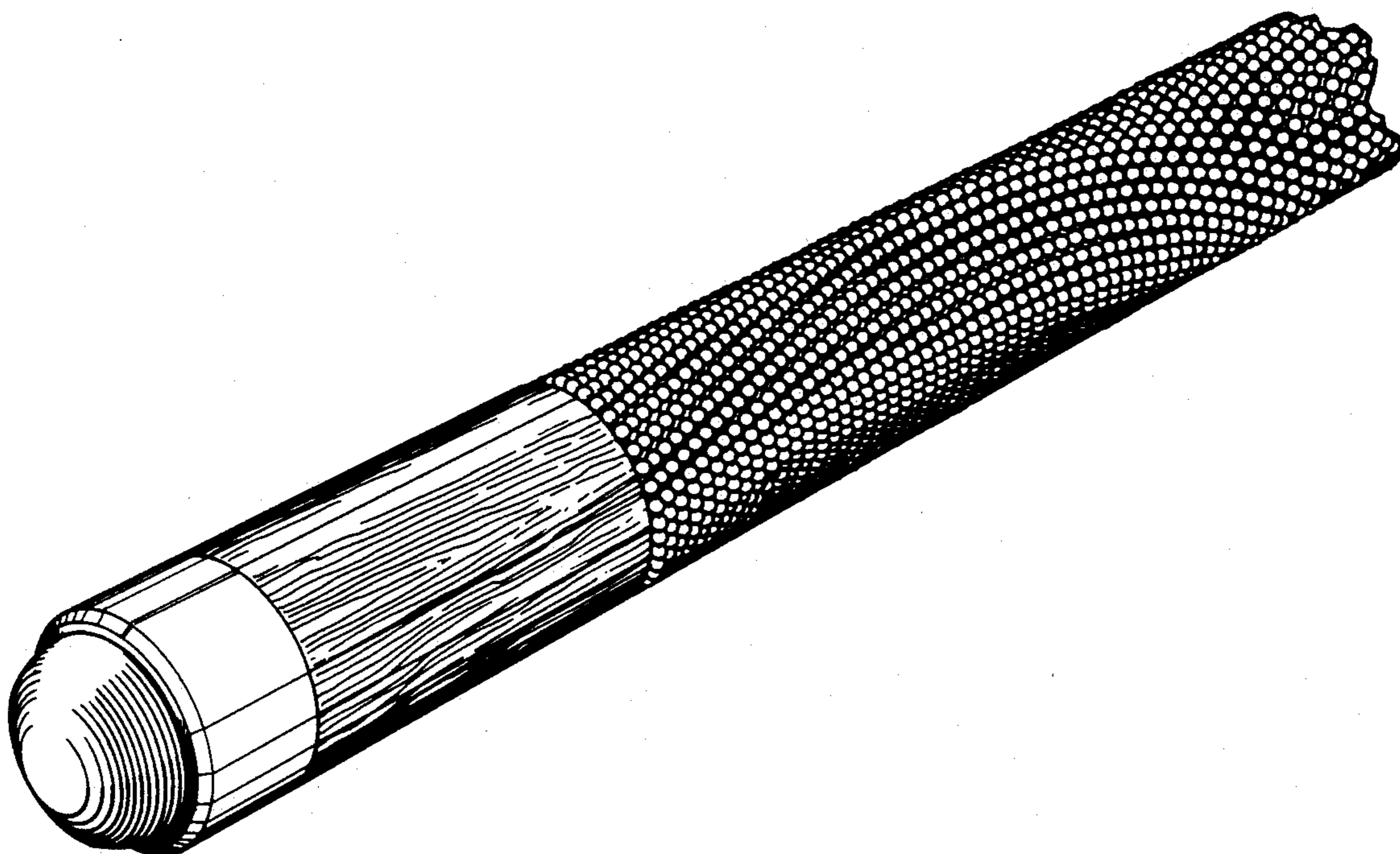
D. 320,058	9/1991	Reyes	D21/232
1,296,285	3/1919	Greenfield	273/68
1,481,857	1/1924	Carlson	273/68
3,103,359	9/1963	Gentile, Jr.	273/68
3,115,912	12/1963	Harris	273/72 R
3,447,805	6/1969	Baley, Jr. et al.	273/69

FIG. 1 is a fragmentary perspective view of a pool cue stick showing my new design;

FIG. 2 is a reduced scale typical elevational view thereof;

FIG. 3 is an enlarged scale top plan view thereof; and,

FIG. 4 is an enlarged scale fragmentary elevational view of a cue grip; shown for clarity of illustration.



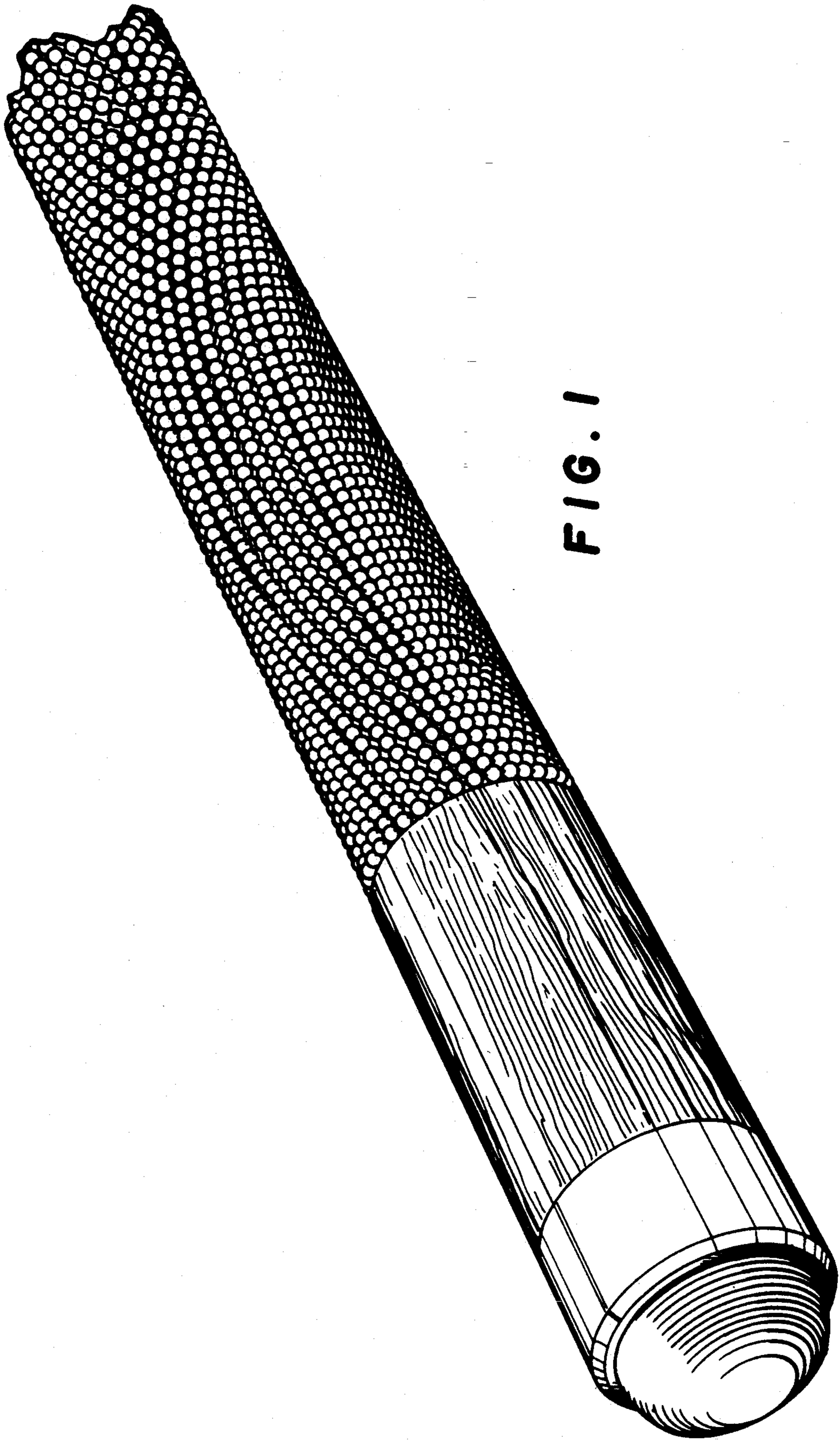


FIG. 1




FIG. 2



FIG. 3




FIG. 4