



US00D338478S

United States Patent [19]

[11] Patent Number: **Des. 338,478**

Perrin et al.

[45] Date of Patent: **** Aug. 17, 1993**

[54] SPECTACLES

[75] Inventors: **Alain-Dominique Perrin**, Rueil Malmaison; **Jacques Diltoer**, Villeneuve la Gareene, both of France

[73] Assignee: **Cartier International B.V.**, Amsterdam, Netherlands

[**] Term: **14 Years**

[21] Appl. No.: **801,831**

[22] Filed: **Dec. 3, 1991**

[30] Foreign Application Priority Data

Jun. 3, 1991 [FR] France 91 3371

[52] U.S. Cl. **D16/102**

[58] Field of Search D16/101-102, D16/105, 107, 112, 117, 121-123; 351/44, 56-59, 62, 51, 43, 47-48, 83, 87, 91, 159; 2/436, 449

[56] References Cited

U.S. PATENT DOCUMENTS

D. 70,922	8/1926	Stevens	D16/122
D. 218,127	7/1970	Leominster	D16/102
D. 275,204	8/1984	Kanoui	D16/117
D. 292,983	12/1987	Kanoui	D16/102
1,619,659	3/1927	Evans	351/58
2,267,288	12/1941	Rooke	351/44
2,355,048	8/1944	Bernheim	351/83

Primary Examiner—Bernard Ansher
Assistant Examiner—R. Barkai
Attorney, Agent, or Firm—Cushman, Darby & Cushman

[57] CLAIM

The ornamental design for spectacles, as shown and described.

DESCRIPTION

FIG. 1 is a front elevational view of spectacles showing our new design;
FIG. 2 is a right side elevational view thereof;
FIG. 3 is a left side elevational view thereof;
FIG. 4 is a rear elevational view thereof;
FIG. 5 is a top plan view thereof; and,
FIG. 6 is a bottom plan view thereof.

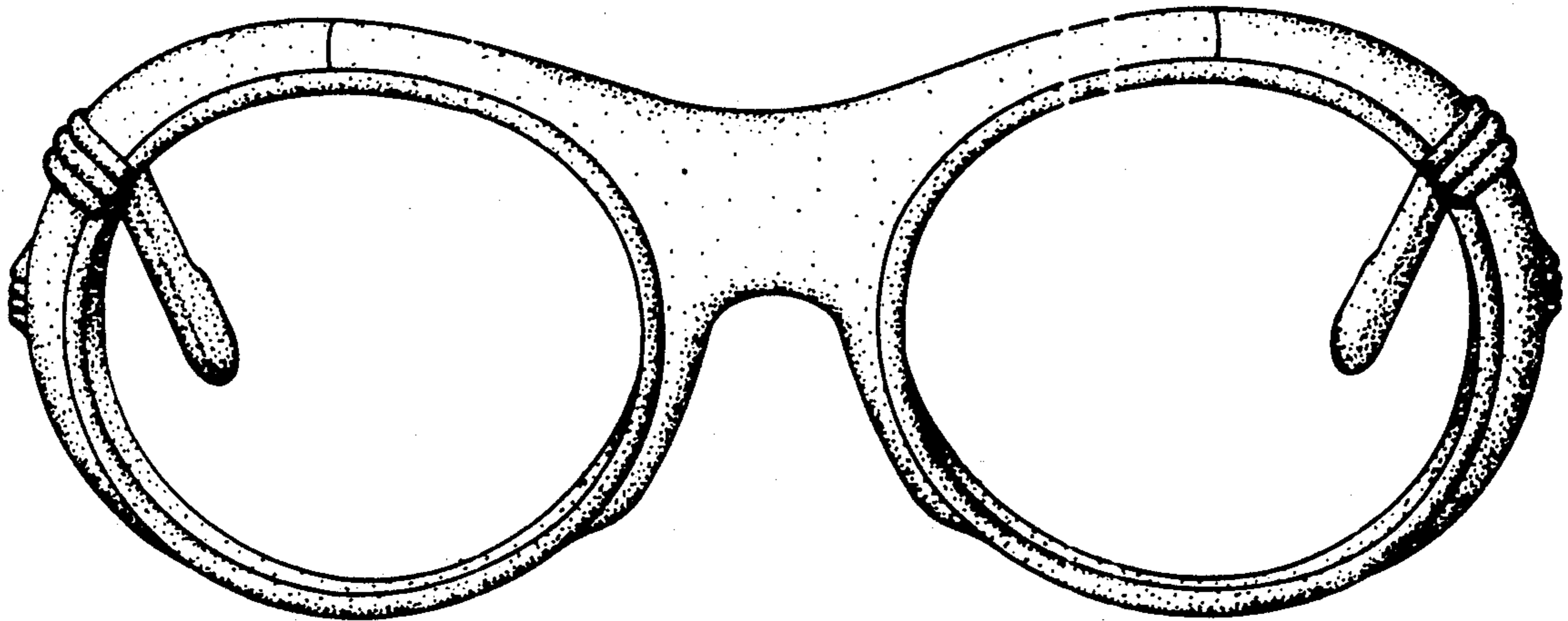


FIG. 1

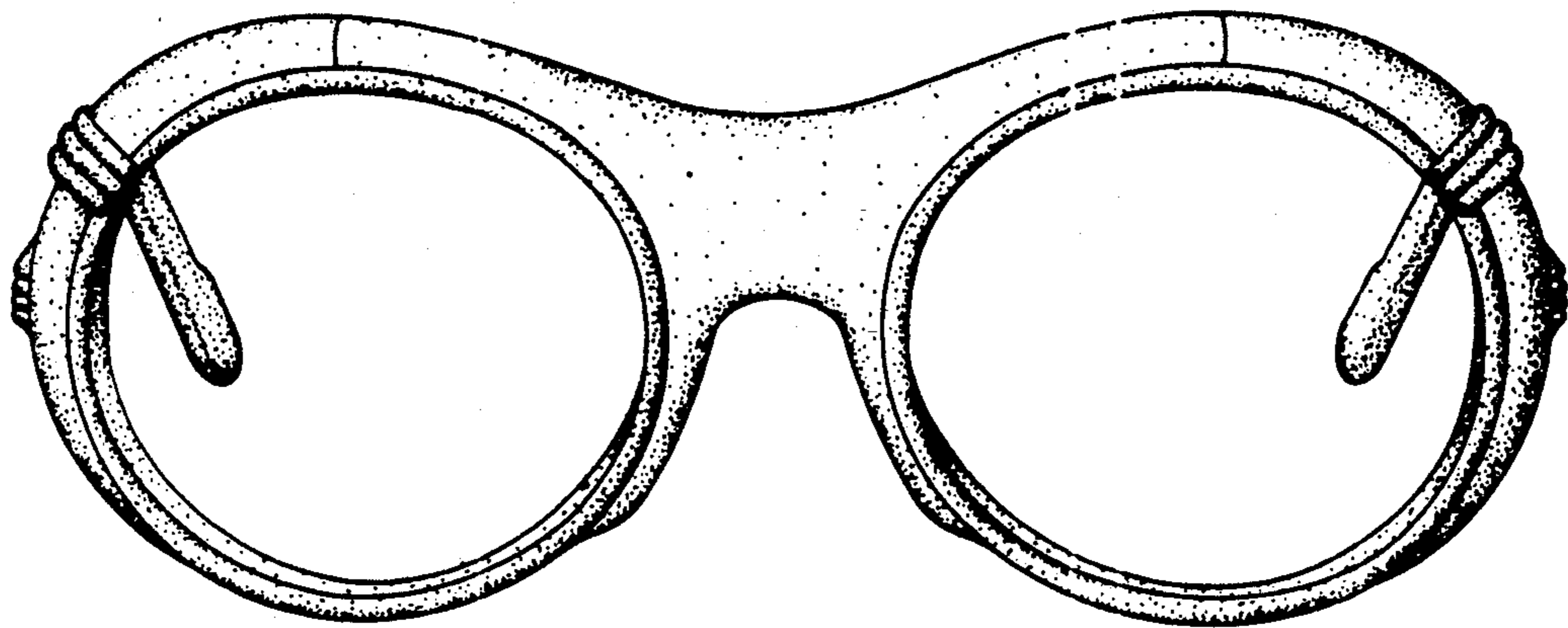


FIG. 2

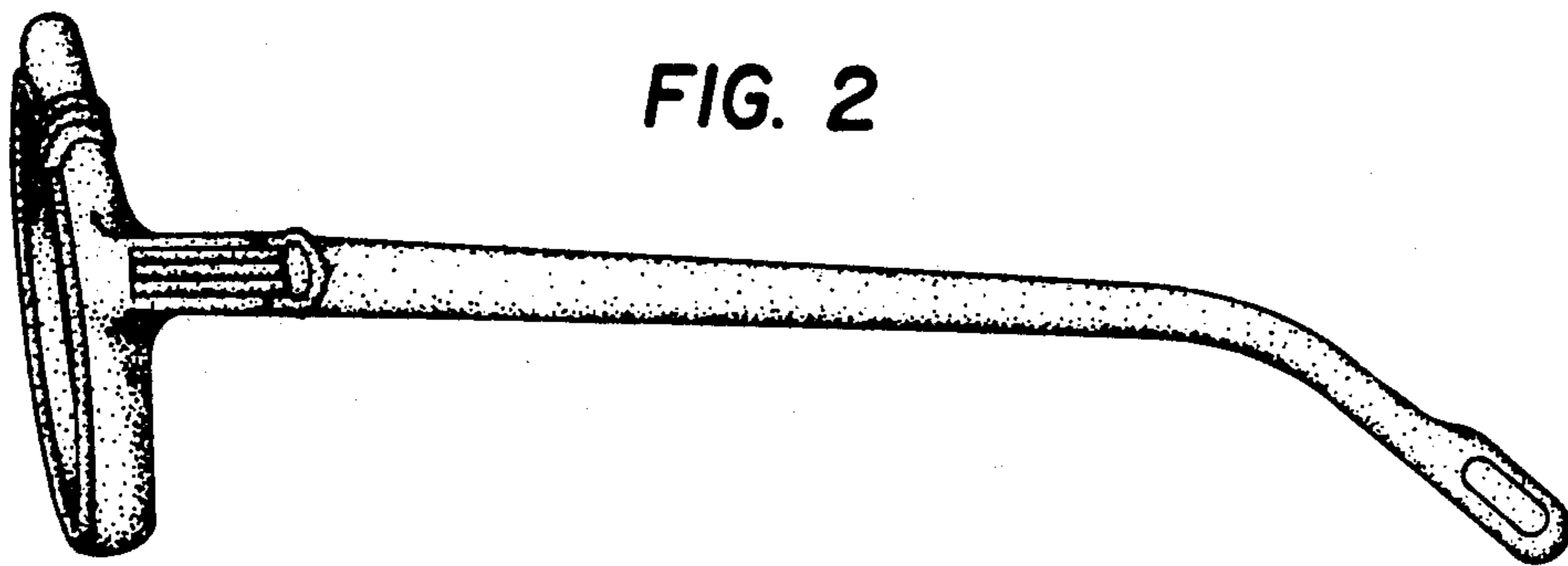


FIG. 3

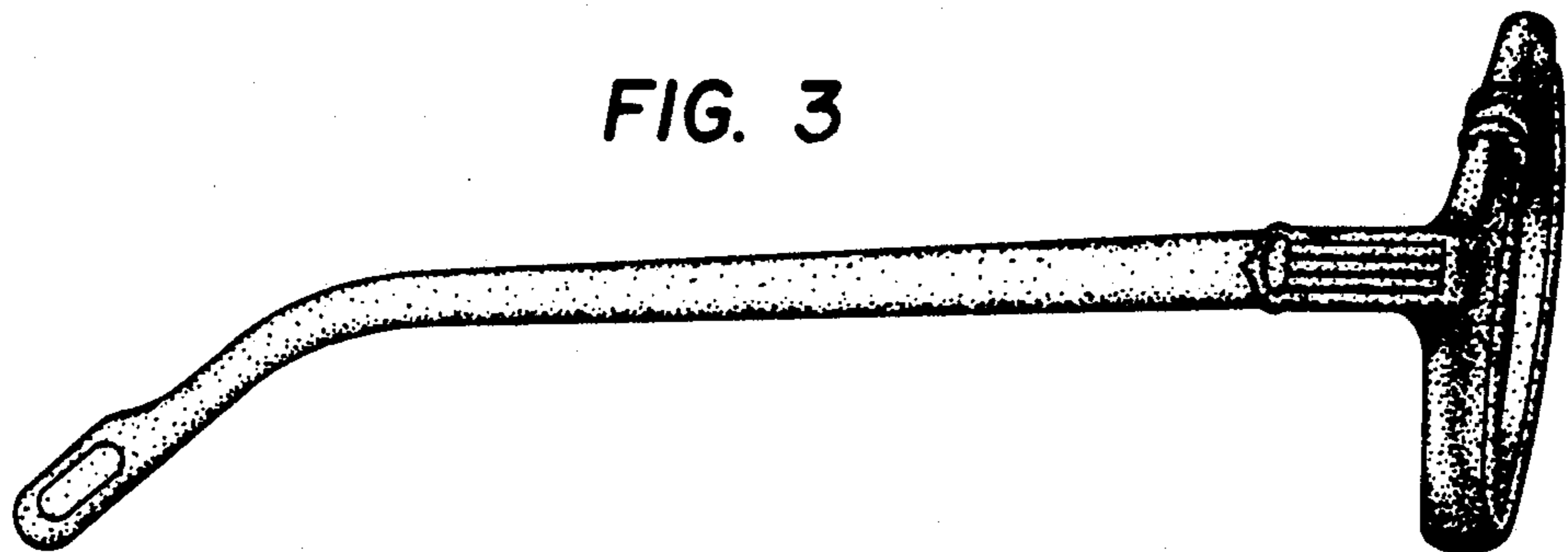


FIG. 4




FIG. 6

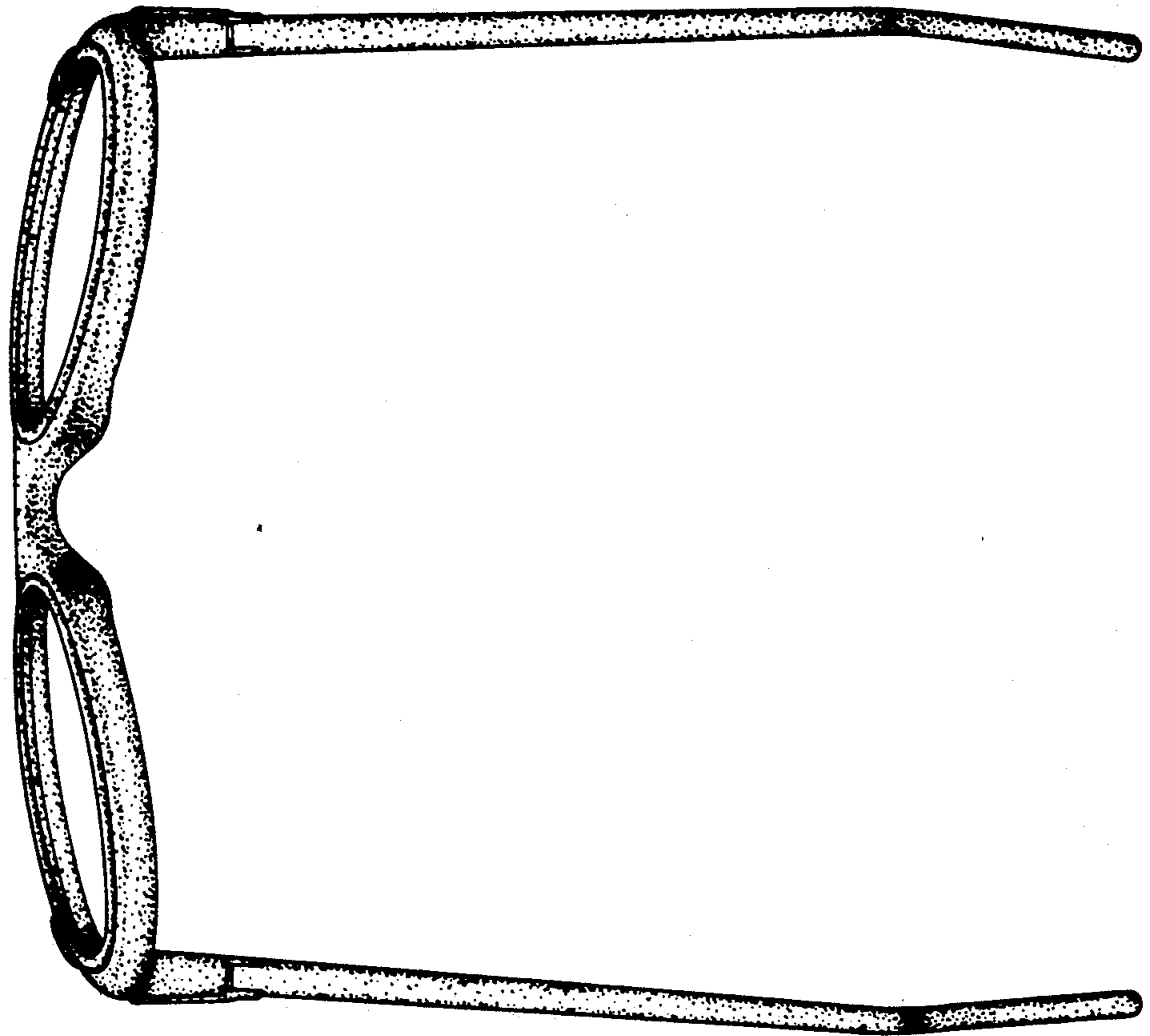


FIG. 5

