



US00D338461S

# United States Patent [19]

[11] Patent Number: **Des. 338,461**

**Paton et al.**

[45] Date of Patent: **\*\* Aug. 17, 1993**

## [54] AUTOMOTIVE TELEPHONE HANDSET

[75] Inventors: **Michael Paton**, Herts, United Kingdom; **Chusei Takahashi**; **Katsuhito Watanabe**, both of Tokyo, Japan

[73] Assignee: **OKI Electric Industry Co., Ltd.**, Tokyo, Japan

[\*\*] Term: **14 Years**

[21] Appl. No.: **833,721**

[22] Filed: **Feb. 11, 1992**

### [30] Foreign Application Priority Data

Sep. 26, 1991 [GB] United Kingdom ..... 2017757

[52] U.S. Cl. .... **D14/138; D14/148**

[58] Field of Search ..... **D14/138, 140, 142, 147, D14/148, 149, 150, 151, 240, 248; 379/58, 59, 60, 433, 435, 440**

### [56] References Cited

#### U.S. PATENT DOCUMENTS

D. 291,199	8/1987	Watanabe	.....	D14/64
D. 297,733	9/1988	Watanabe	.....	D14/64
D. 298,035	10/1988	Watanabe	.....	D14/64
D. 298,036	10/1988	Watanabe	.....	D14/64
D. 298,129	10/1988	Watanabe	.....	D14/53
D. 298,241	10/1988	Watanabe	.....	D14/64
D. 298,242	10/1988	Watanabe	.....	D14/64
D. 298,243	10/1988	Watanabe	.....	D14/64
D. 298,244	10/1988	Watanabe	.....	D14/64
D. 298,317	11/1988	Watanabe	.....	D14/52
D. 298,321	11/1988	Watanabe	.....	D14/64
D. 299,136	12/1988	Taylor	.....	D14/148
D. 300,429	3/1989	Watanabe	.....	D14/138
D. 304,939	12/1989	Sutoh	.....	D14/138
D. 306,294	2/1990	Watanabe	.....	D14/148
D. 315,558	3/1991	Watanabe et al.	.....	D14/138
D. 315,731	3/1991	Watanabe	.....	D14/148

D. 319,438	8/1991	Suckley	.....	D14/148 X
D. 321,183	10/1991	Powell et al.	.....	D14/148
D. 322,782	12/1991	Nakamachi et al.	.....	D14/147 X
D. 329,049	9/1992	Peersman	.....	D14/148

### FOREIGN PATENT DOCUMENTS

730606	12/1987	Japan	.
805333	10/1990	Japan	.

### OTHER PUBLICATIONS

Circuit City Ad in the Oct. 11, 1991, Washington Post Weekend Section, cellular phones across center of page copy in D14/148.

"Mobile radio telephone party", Publisher: Philips Kommunikations Industrie AG (Germany).

*Primary Examiner*—Alan P. Douglas

*Assistant Examiner*—Jeffery Asch

*Attorney, Agent, or Firm*—Wenderoth, Lind & Ponack

### [57] CLAIM

The ornamental design for an automotive telephone handset, as shown and described.

### DESCRIPTION

FIG. 1 is a left side, top and front perspective view of an automotive telephone handset showing our new design;

FIG. 2 is a top plan view thereof;

FIG. 3 is a bottom view thereof;

FIG. 4 is a front elevational view thereof;

FIG. 5 is a rear elevational view thereof;

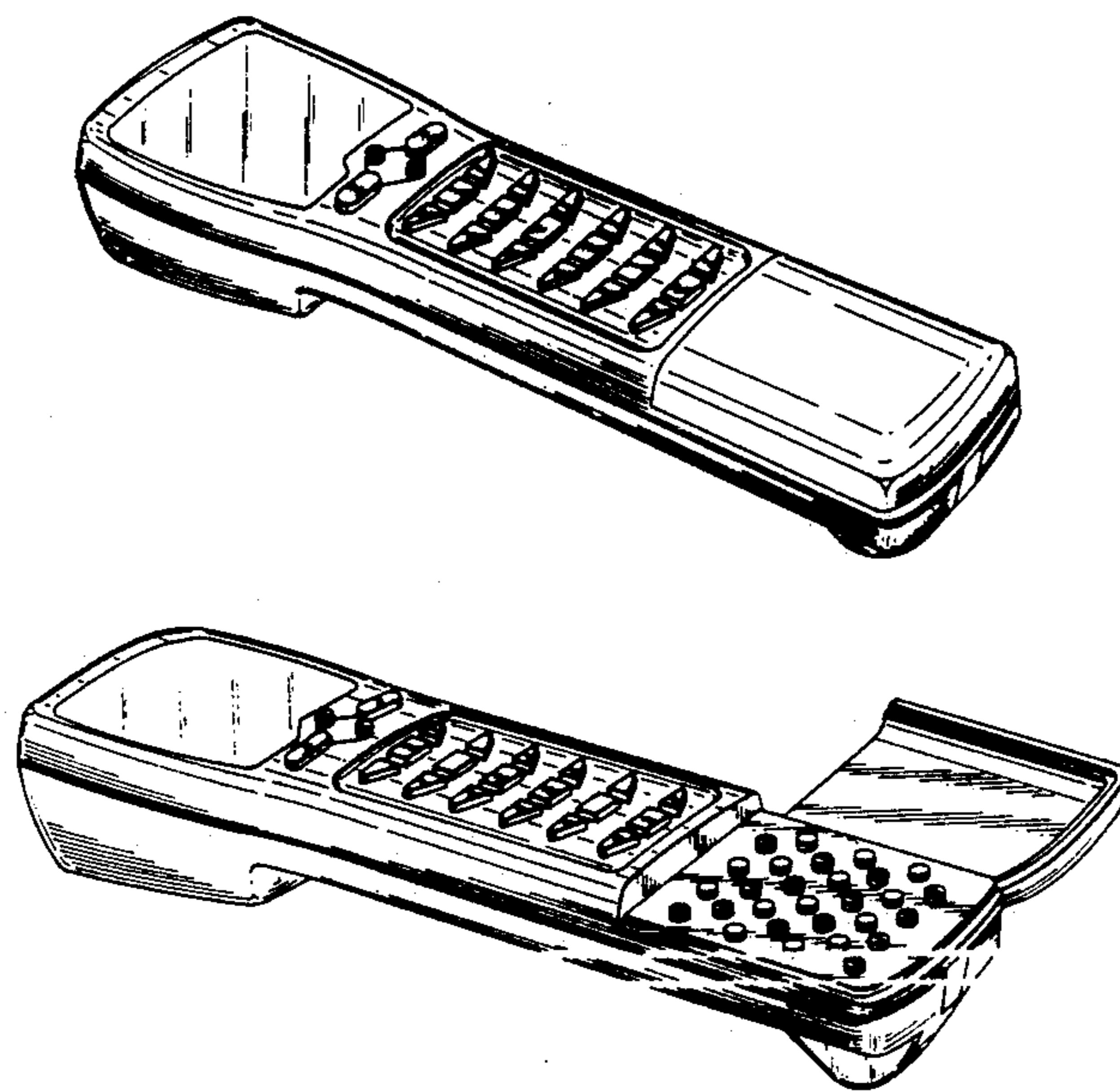
FIG. 6 is a left side elevational view thereof;

FIG. 7 is a right side elevational view thereof;

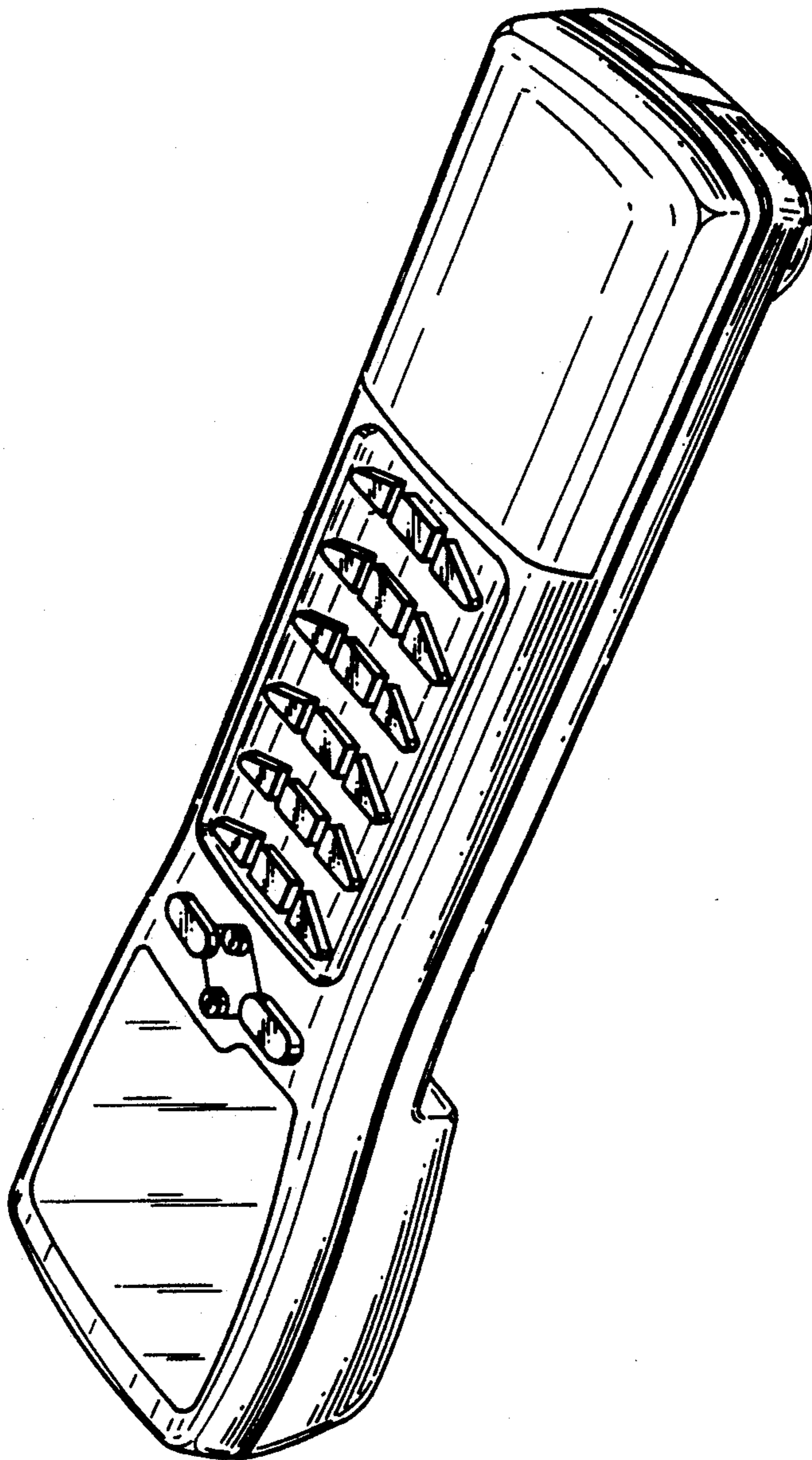
FIG. 8 is a sectional view taken along line VIII—VIII in FIG. 2;

FIG. 9 is a front top and left side perspective view depicting a state of rotating a key cover and showing a key pannel; and,

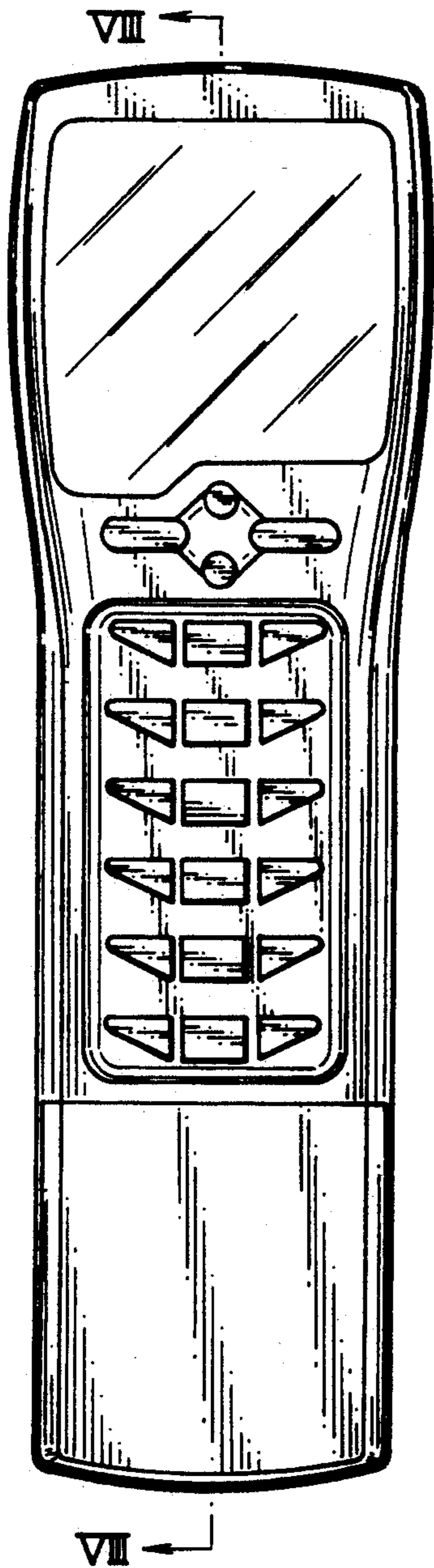
FIG. 10 is a perspective view thereof, the broken line showing of displayed information being for illustrative purposes only.



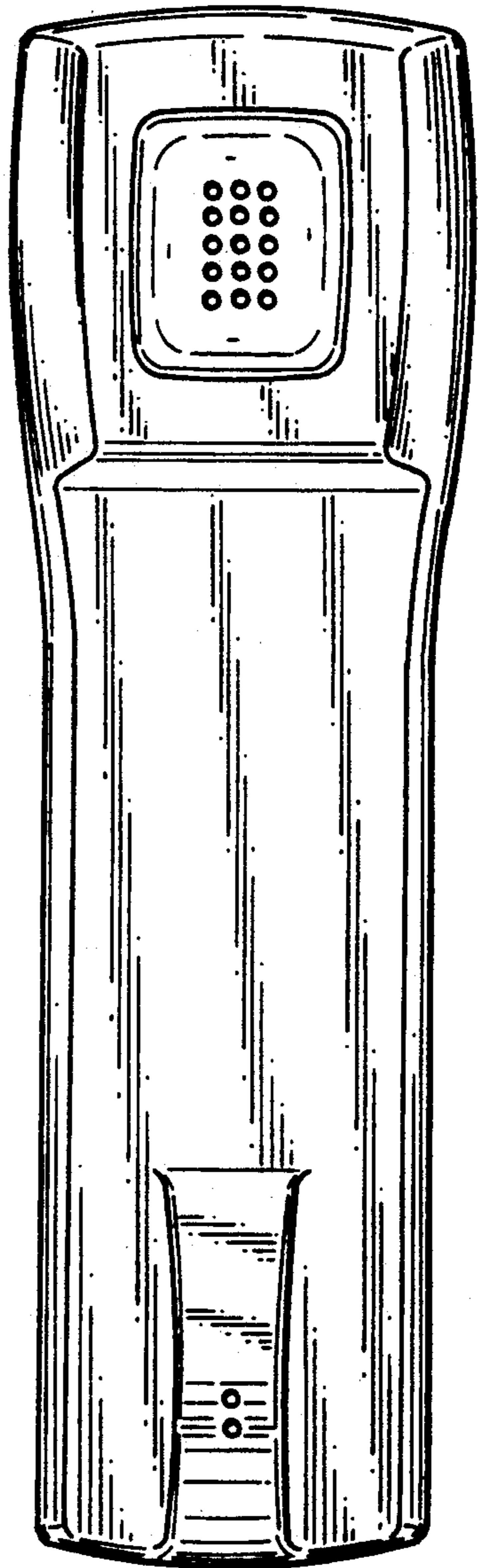
*Fig. 1*



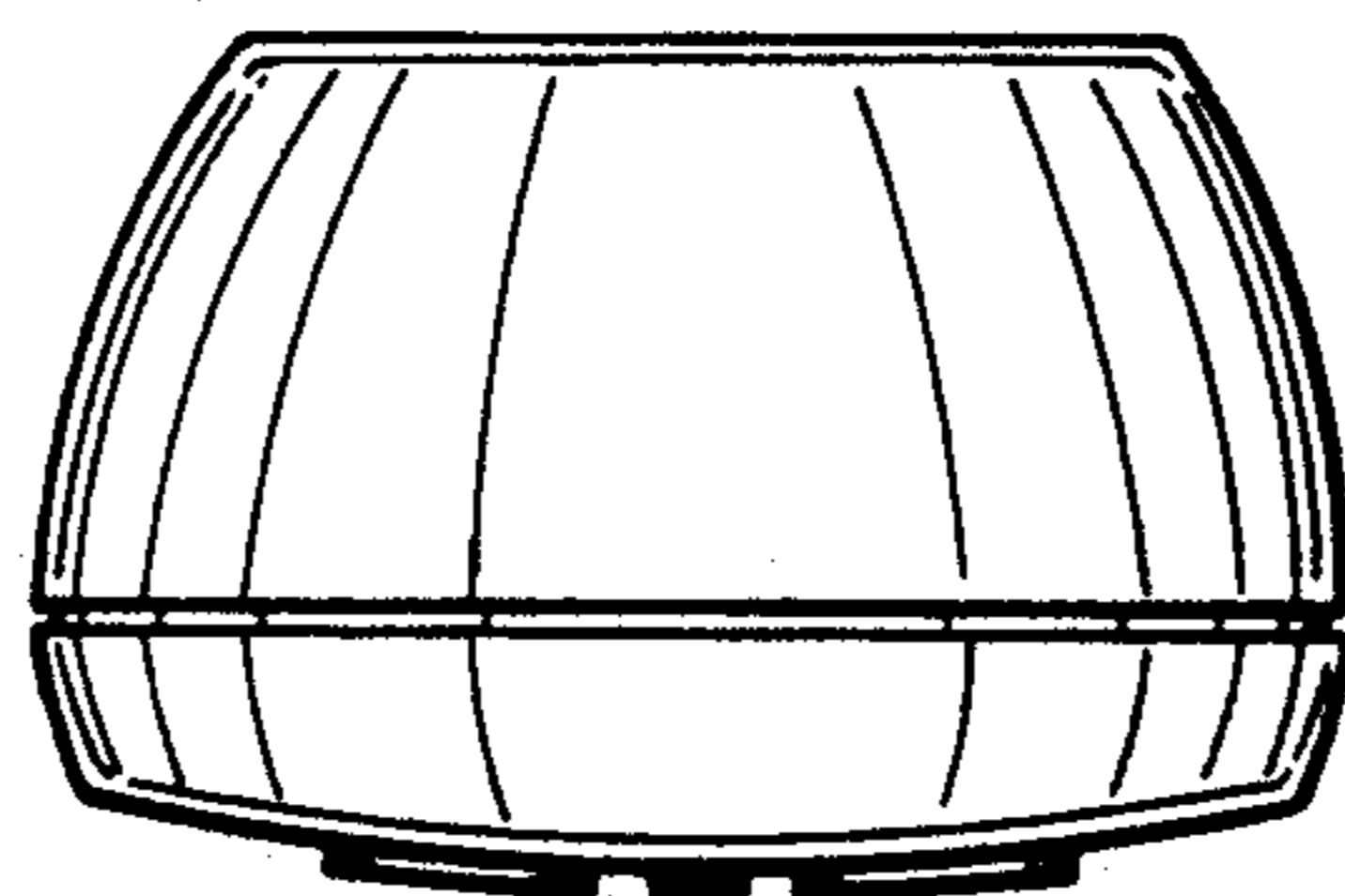
*Fig. 2*



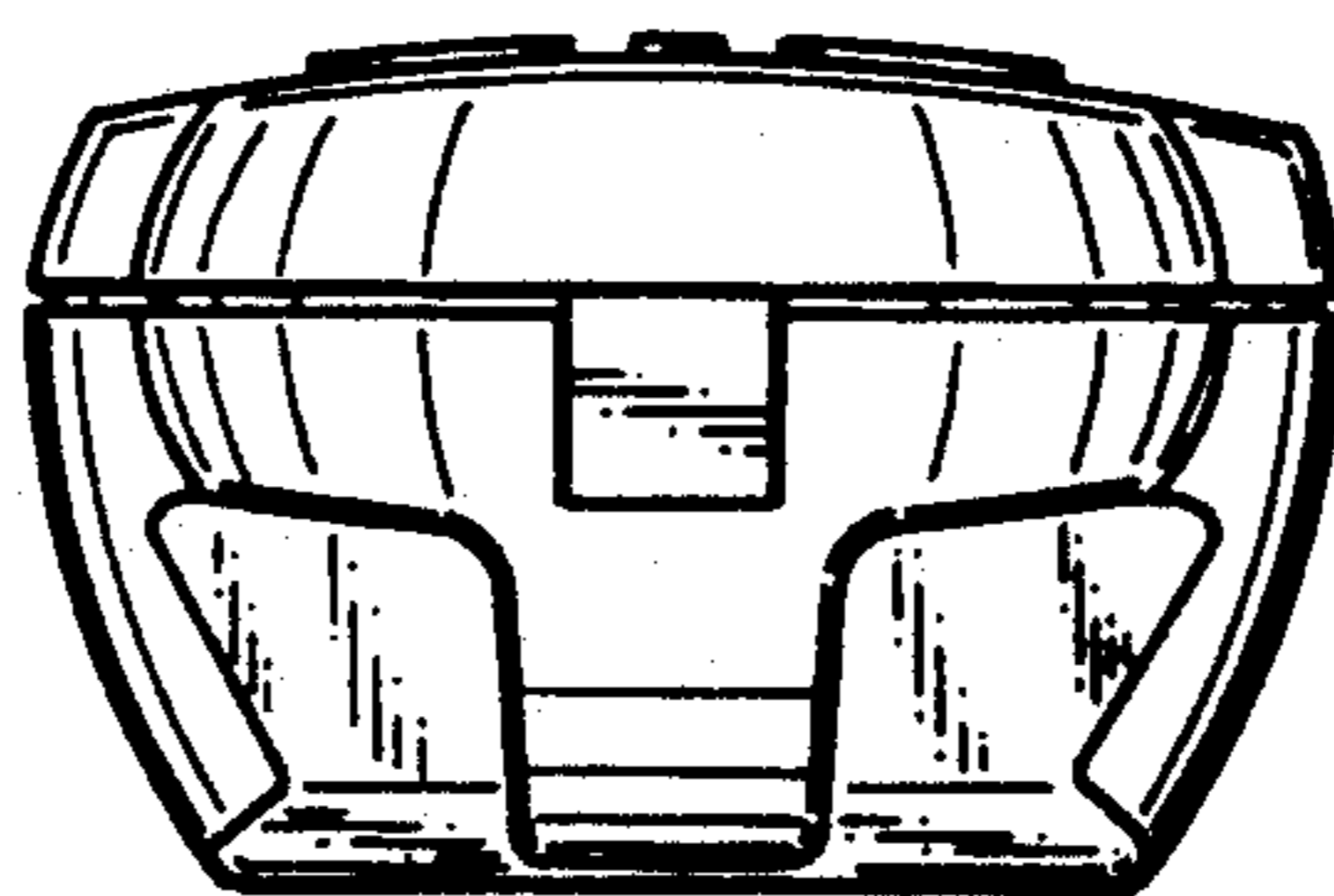
*Fig. 3*




*Fig. 4*




*Fig. 5*



*Fig. 6*



*Fig. 7*



*Fig. 8*

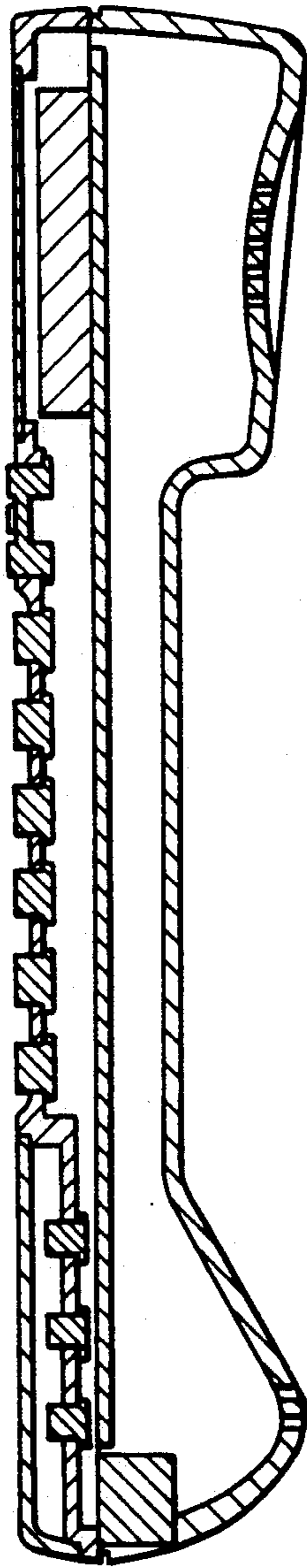
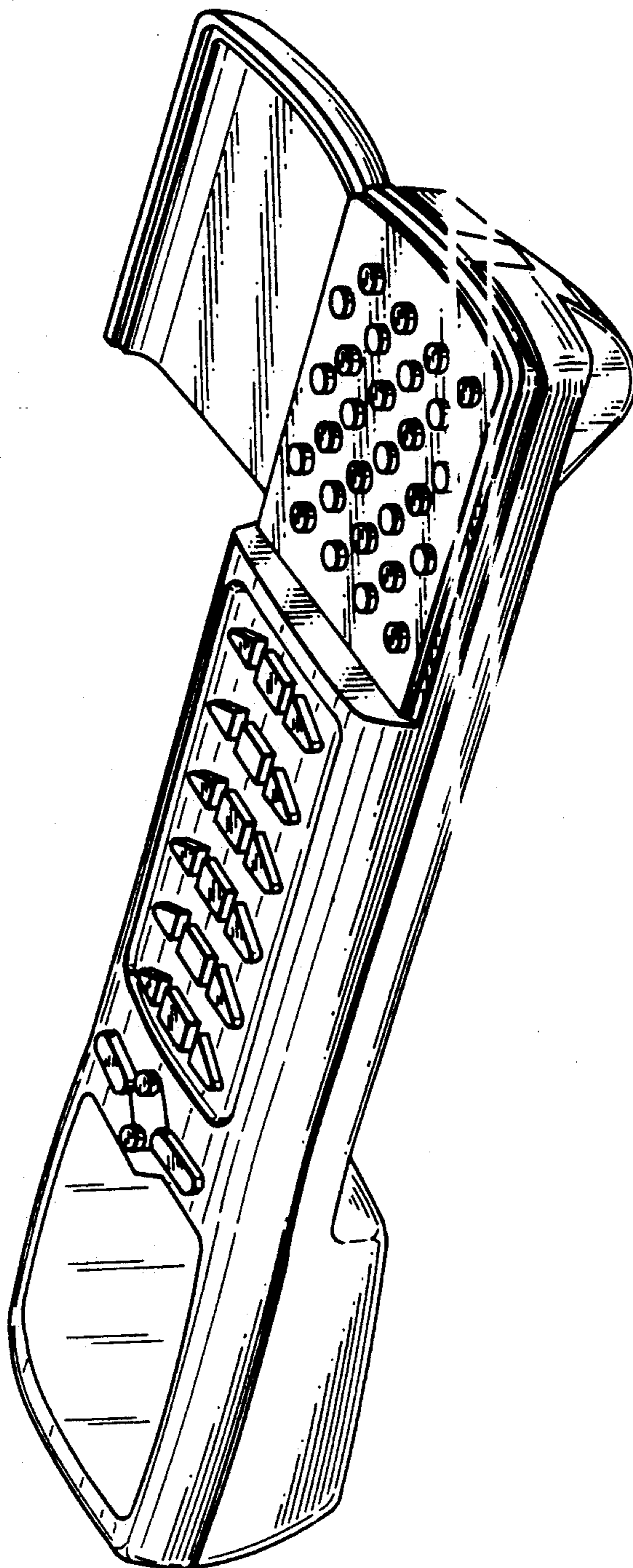


Fig. 9



*Fig. 10*

