



US00D338457S

# United States Patent [19]

[11] Patent Number: **Des. 338,457**

**Kim**

[45] Date of Patent: **\*\* Aug. 17, 1993**

[54] **NOTEBOOK COMPUTER**

D. 312,822 12/1990 Watabe et al. .... D14/106  
D. 313,403 1/1991 Esslinger et al. .... D14/106

[75] Inventor: **Myungjung Kim, Suwon, Rep. of Korea**

*Primary Examiner*—Wallace R. Burke  
*Assistant Examiner*—Freda S. Nunn  
*Attorney, Agent, or Firm*—Cushman, Darby & Cushman

[73] Assignee: **Samsung Electronics Co., Ltd., Suwon, Rep. of Korea**

[57] **CLAIM**

[\*\*] Term: **14 Years**

The ornamental design for a notebook computer, as shown and described.

[21] Appl. No.: **694,865**

**DESCRIPTION**

[22] Filed: **May 2, 1991**

FIG. 1 is a front elevational view of the design for a notebook computer;

[30] **Foreign Application Priority Data**

Dec. 29, 1990 [KR] Rep. of Korea ..... 90-18478  
Apr. 12, 1991 [KR] Rep. of Korea ..... 91-5016

FIG. 2 is a back elevational view of the design of FIG. 1;

[52] U.S. Cl. .... **D14/106**

FIG. 3 is a top plan view of the design of FIG. 1;

[58] Field of Search ..... D14/100, 101, 106, 113, D14/115; D18/1, 7, 11, 12; 235/145 A, 145 R; 340/700, 706; 341/22, 23; 364/708, 709.04; 361/390, 394

FIG. 4 is a bottom plan view of the design of FIG. 1; FIG. 5 is a left side elevational view of the design of FIG. 1;

[56] **References Cited**

**U.S. PATENT DOCUMENTS**

D. 306,285 2/1990 Yu ..... D14/106

FIG. 6 is a right side elevational view of the design of FIG. 1;

FIG. 7 is a top front and left side perspective view of the design of FIG. 1; and,

FIG. 8 is a top, front and left side perspective view of the design of FIG. 1 shown in the opened position.


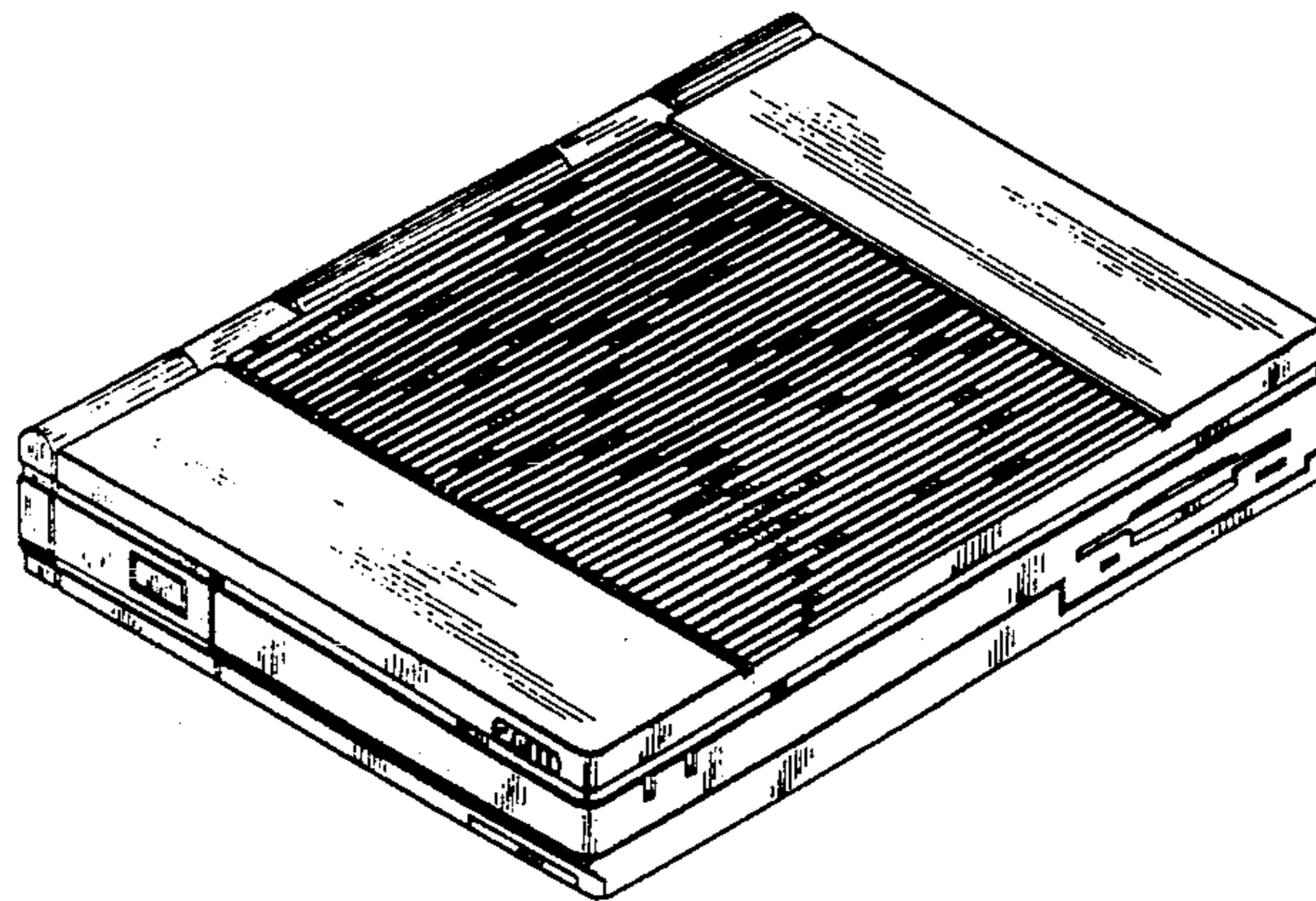


FIG. 1



FIG. 2

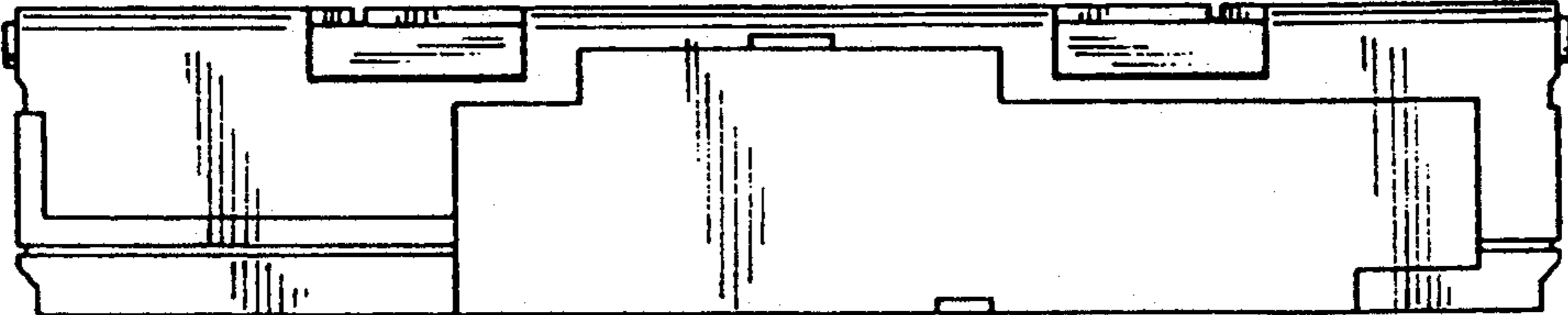


FIG. 3




FIG. 4

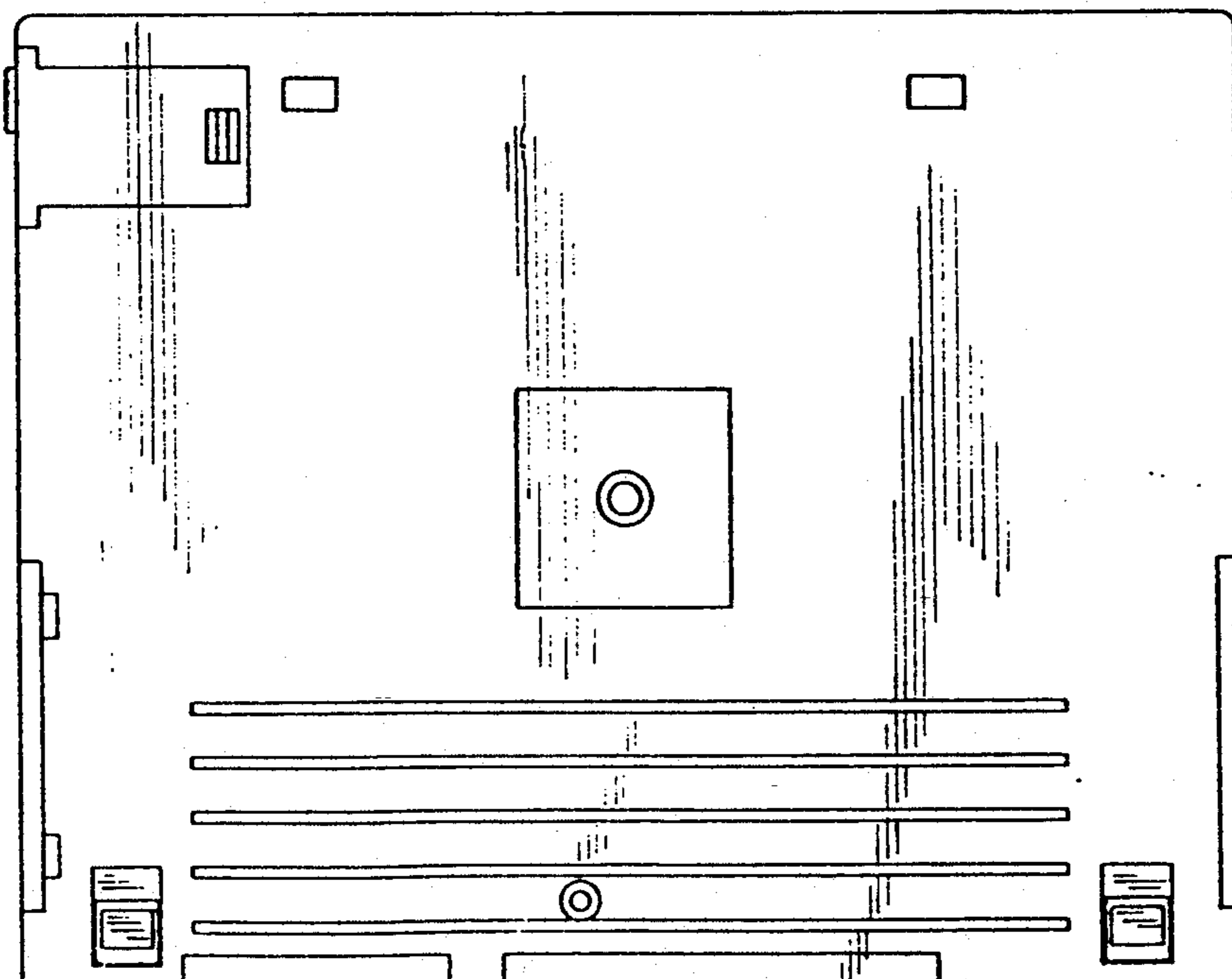


FIG. 5

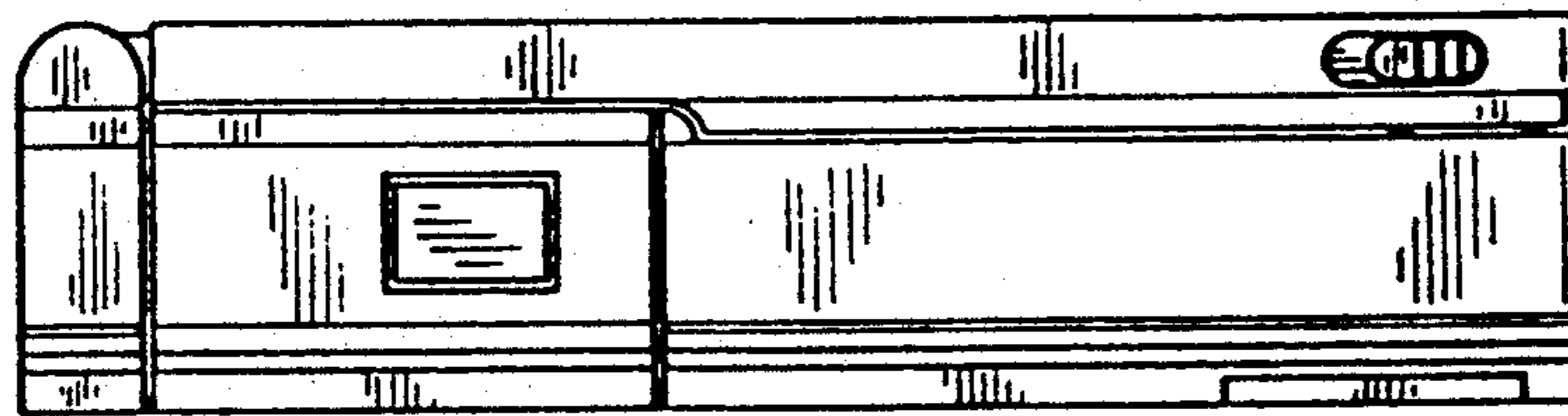


FIG. 6

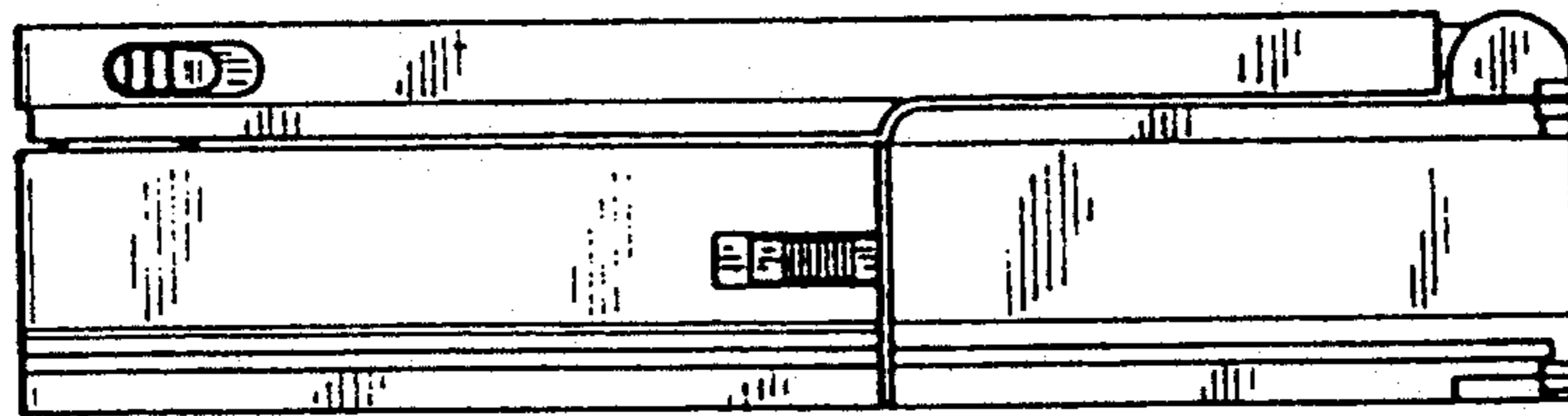


FIG. 7

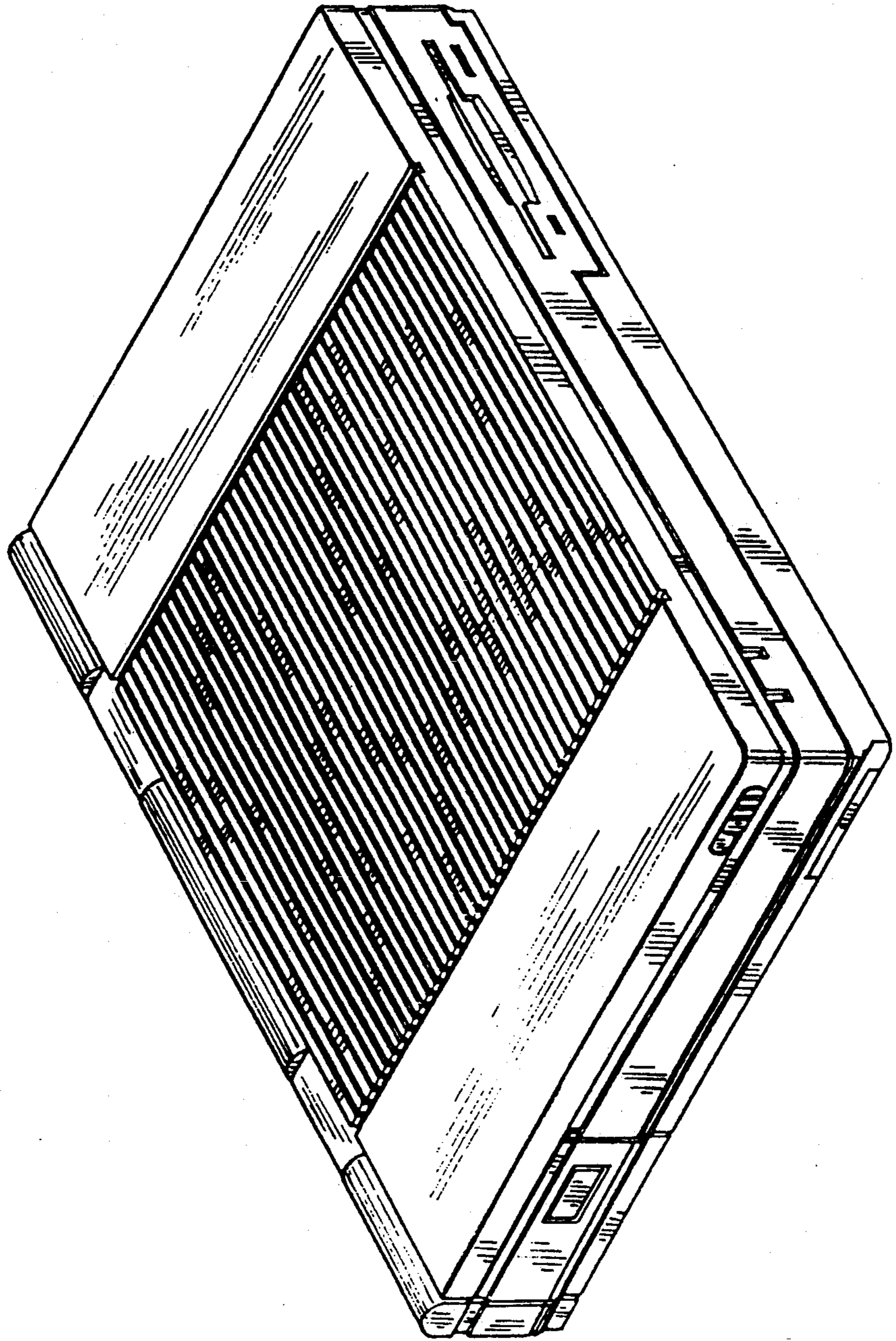


FIG. 8

