



US00D338450S

United States Patent [19]

[11] Patent Number: **Des. 338,450**

Sottsass

[45] Date of Patent: **** Aug. 17, 1993**

[54] **PERSONAL COMPUTER**

[75] Inventor: **Ettore Sottsass, Milan, Italy**

[73] Assignee: **Ing. C. Olivetti & C., S.p.A., Turin, Italy**

[**] Term: **14 Years**

[21] Appl. No.: **168,743**

[22] Filed: **Mar. 16, 1988**

[30] **Foreign Application Priority Data**

Sep. 24, 1987 [IT] Italy 53668/87[U]

[52] U.S. Cl. **D14/100; D14/109**

[58] Field of Search **D14/100-117; D13/40, 41; 360/97-99, 132, 133; 361/330, 331, 334, 335, 380, 381, 384, 399, 390-395, 415, 426; 364/130, 144, 189**

[56] **References Cited**

U.S. PATENT DOCUMENTS

D. 282,664 2/1986 Aoyama D14/100

D. 289,056 3/1987 Davis et al. D14/100
D. 295,749 5/1988 Kelley, Jr. et al. D14/100
D. 296,696 7/1988 Yokoi et al. D14/100
D. 301,139 5/1989 Sato et al. D14/100

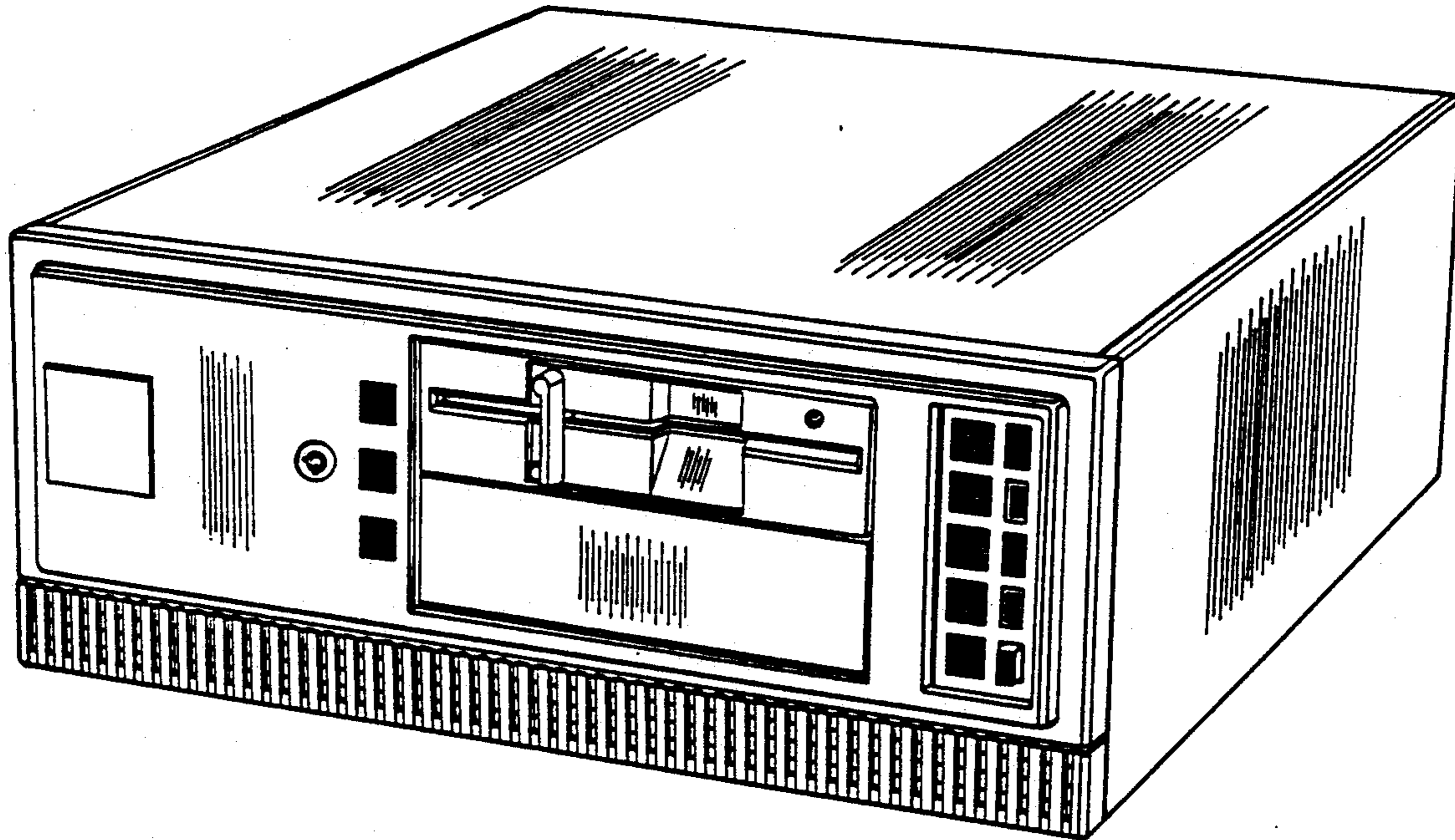
Primary Examiner—Susan J. Lucas
Assistant Examiner—Freda S. Nunn
Attorney, Agent, or Firm—Banner, Birch, McKie & Beckett

[57] **CLAIM**

The ornamental design for a personal computer, as shown and described.

DESCRIPTION

FIG. 1 is a top, front, and right side perspective view of a personal computer showing my new design;
FIG. 2 is a top, rear, and left side perspective view thereof;
FIG. 3 is a right side elevational view thereof;
FIG. 4 is a top plan view thereof;
FIG. 5 is a bottom plan view thereof; and,
FIG. 6 is a rear elevational view thereof on a slightly reduced scale.



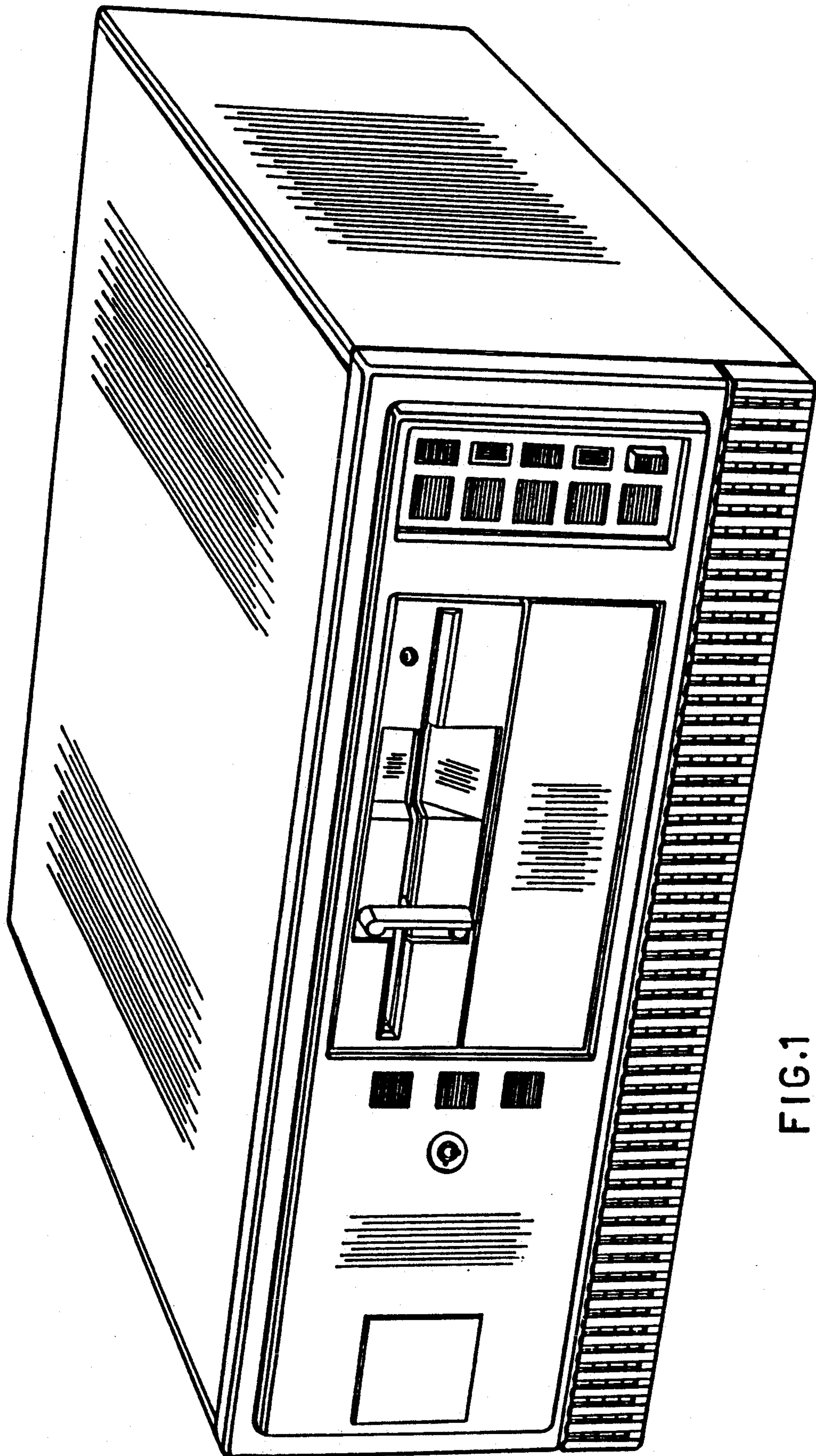


FIG.1

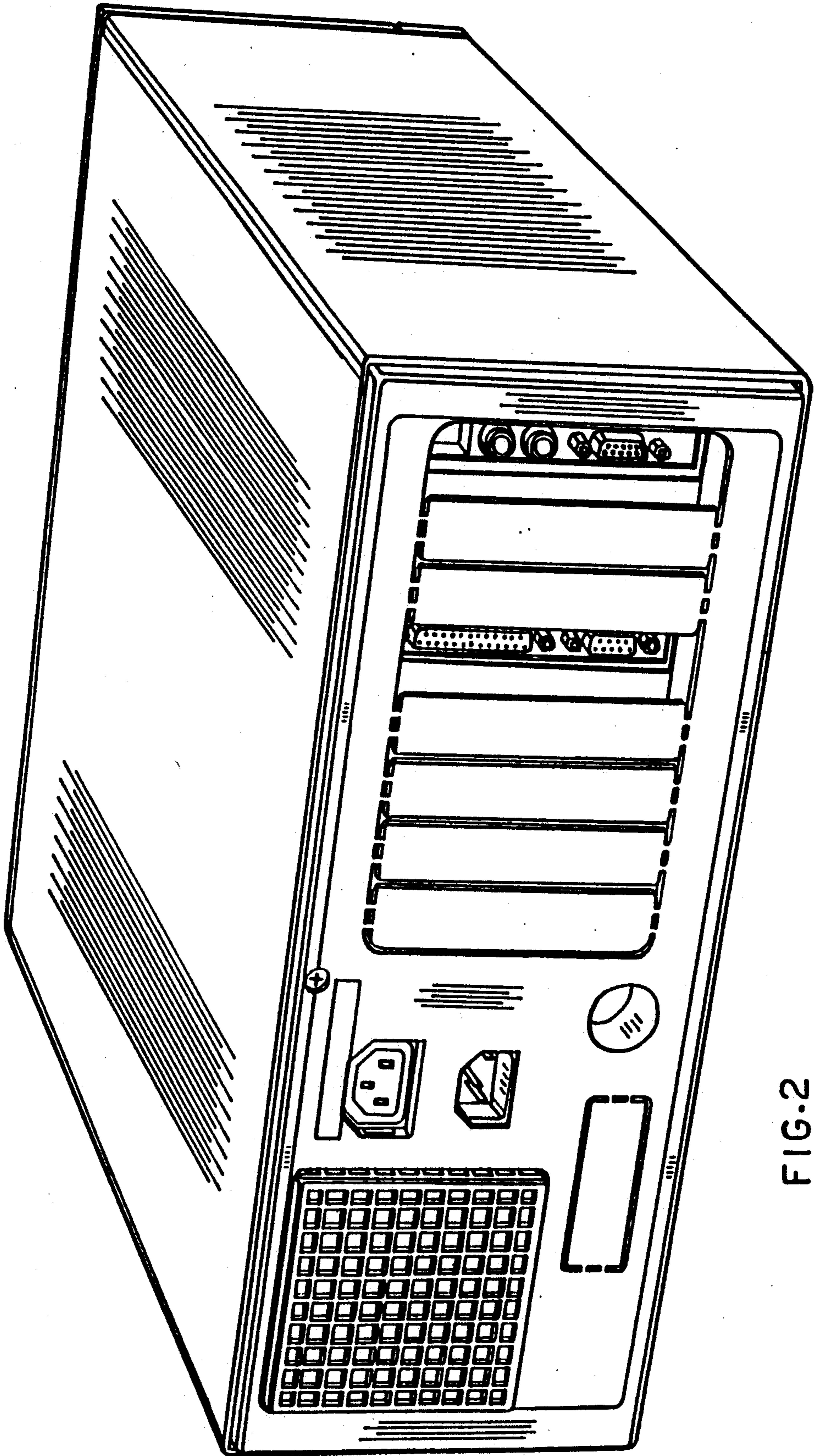


FIG. 2




FIG. 3




FIG.4

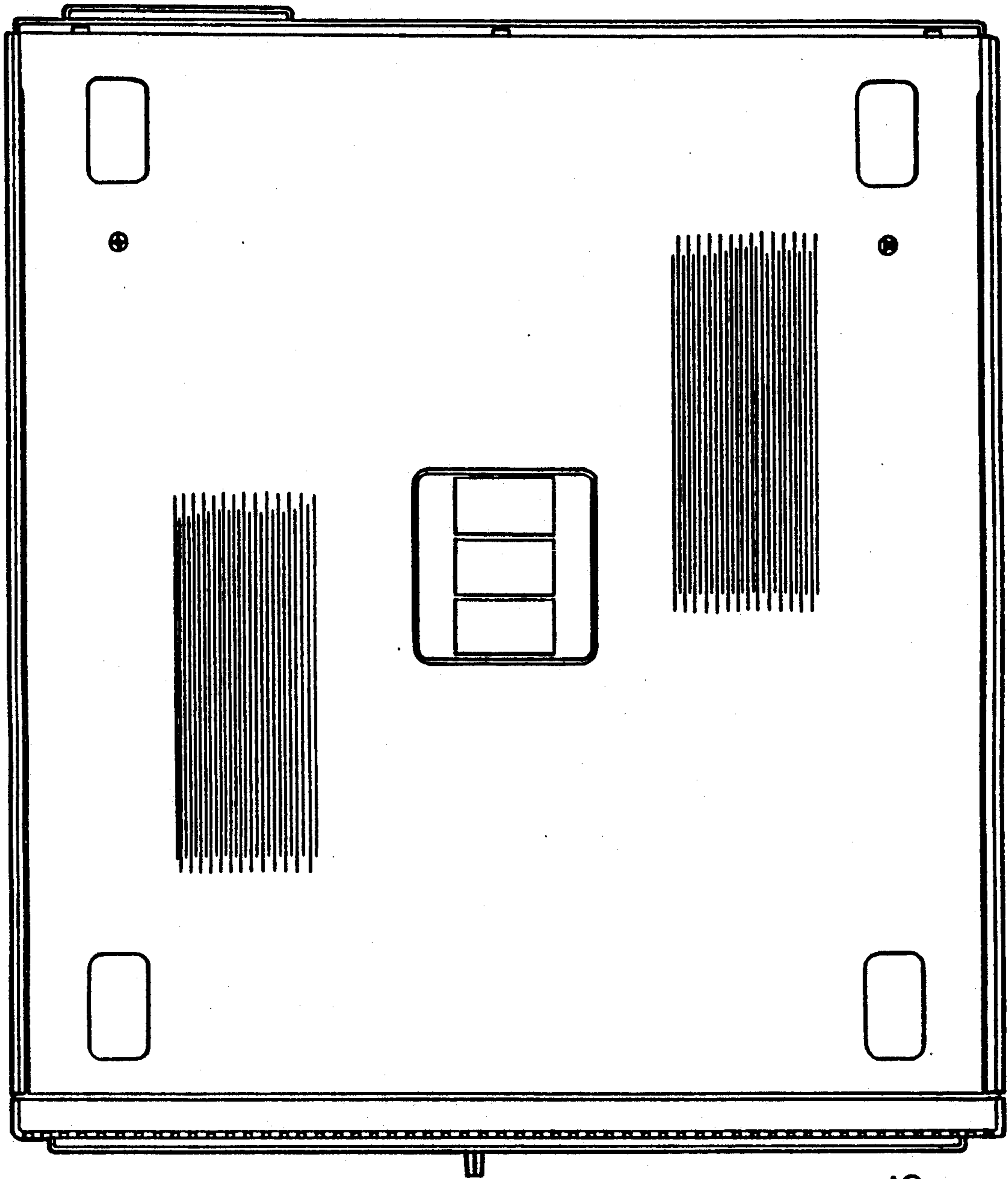


FIG. 5