



US00D338409S

United States Patent [19]

[11] Patent Number: **Des. 338,409**

Dupont

[45] Date of Patent: **** Aug. 17, 1993**

[54] **CLOCK**
 [75] Inventor: **Nicole Dupont, Chancy, Switzerland**
 [73] Assignee: **ETA S.A. Fabriques d'Ebauches, Grenchen, Switzerland**

D. 166,098 3/1952 Punzak D10/9 X
 D. 203,687 2/1966 Weining D10/12 X
 D. 220,965 6/1971 Jordan D10/7 X
 D. 327,018 6/1992 Hiraïke D10/7
 D. 327,019 6/1992 Hiraïke D10/7

[**] Term: **14 Years**

OTHER PUBLICATIONS

[21] Appl. No.: **749,419**

Housewares—Nov. 4, 1986, p. 122—clock at right.
Retail Home Furnishings—Jan. 17, 1977—clocks at top.

[22] Filed: **Aug. 23, 1991**

Primary Examiner—Nelson C. Holtje
Attorney, Agent, or Firm—McGlew and Tuttle

[30] Foreign Application Priority Data

Feb. 27, 1991 [WO] World Int. Prop. O. ... DM/018,984

[52] U.S. Cl. **D10/7; D10/6; D10/9**

[57] CLAIM

The ornamental design for a clock, as shown and described.

[58] Field of Search **D10/1-40, D10/122-132; 368/72, 223, 232, 276-277, 285**


DESCRIPTION

[56] References Cited

U.S. PATENT DOCUMENTS

D. 68,152 9/1925 Mogilevsky D10/34
 D. 84,088 5/1931 Kiwad D10/7 X
 D. 161,764 1/1951 Keane D10/7

FIG. 1 is a front elevational view of a clock showing my new design;
 FIG. 2 is a rear elevational view thereof;
 FIG. 3 is a front and top left perspective view thereof; and,
 FIG. 4 is an exploded front elevational view thereof.






Fig. 1




Fig. 2

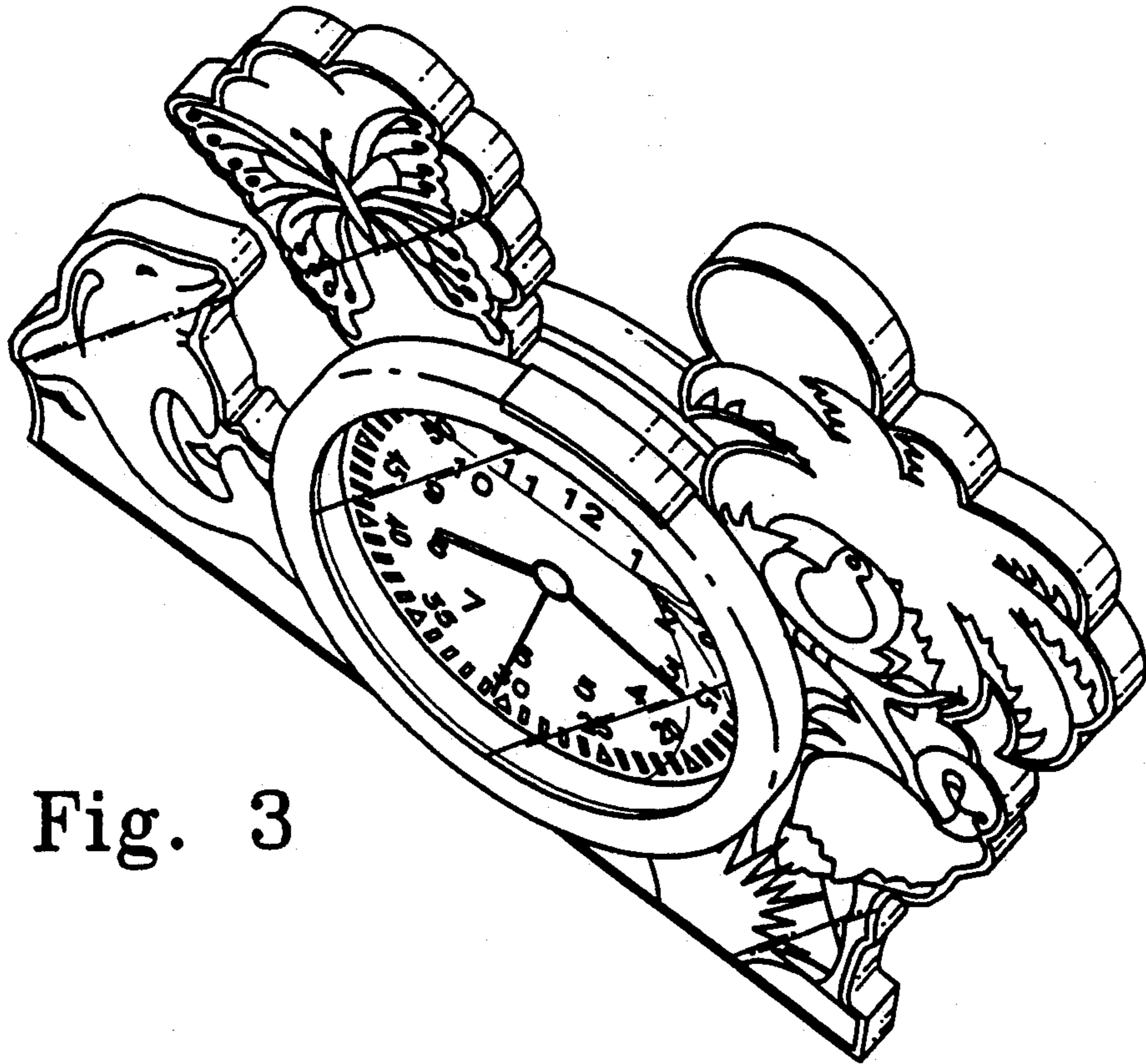


Fig. 3

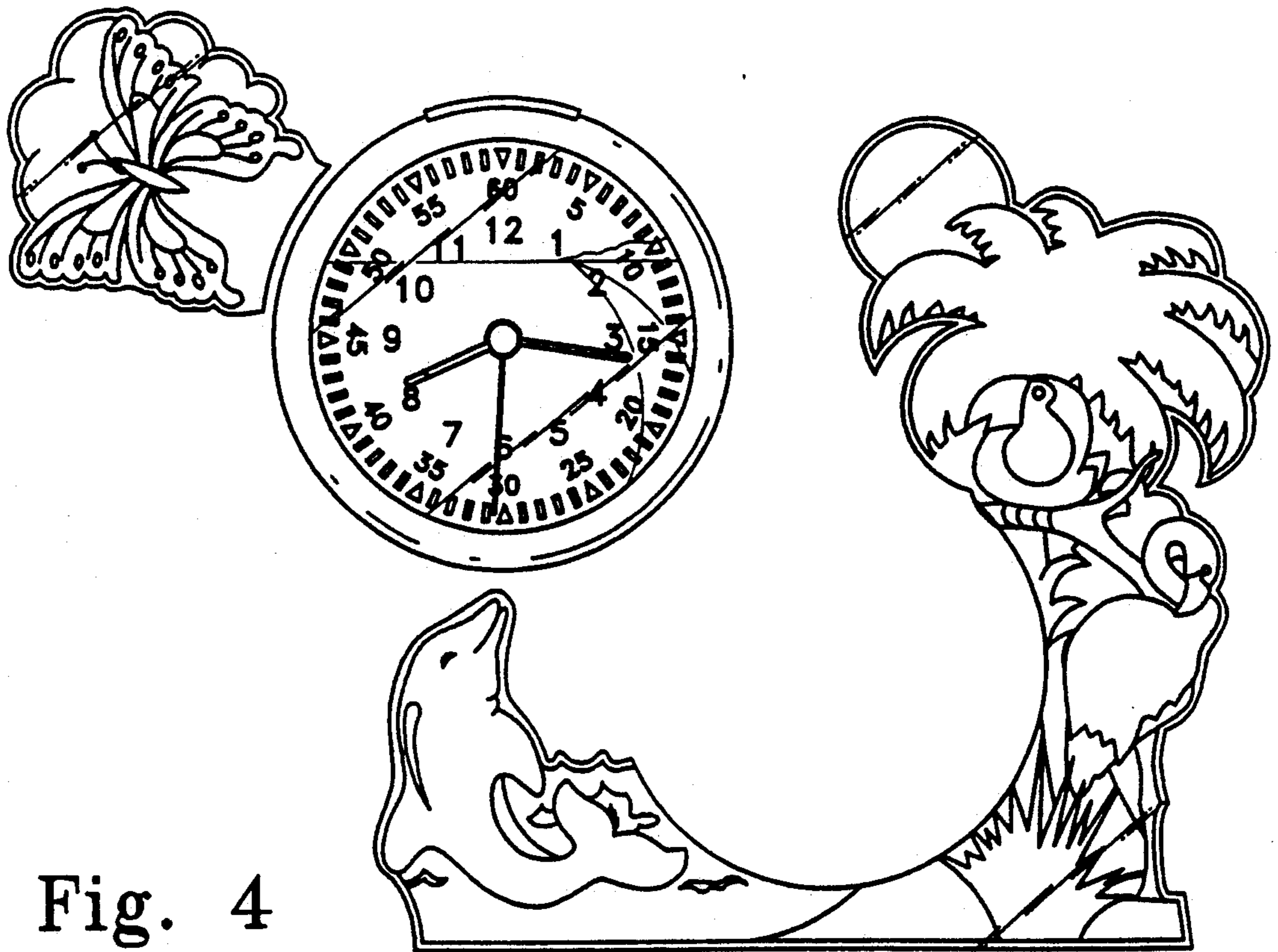


Fig. 4