



US00D338397S

United States Patent [19]

[11] Patent Number: **Des. 338,397**

Sun et al.

[45] Date of Patent: **** Aug. 17, 1993**

[54] **TUBE DISPENSER**

4,595,612 6/1986 Tauss et al. 222/92
4,598,839 7/1986 Dombroski et al. 222/92

[75] Inventors: **Kai Sun, Warren, N.J.; Adam Sherman, Brooklyn, N.Y.**

OTHER PUBLICATIONS

[73] Assignee: **Colgate-Palmolive Company, New York, N.Y.**

Beauty Fashion; Jul. 1986; p. 95; Tube located on bottom of page.

[**] Term: **14 Years**

Beauty Fashion; Nov. 1986; p. 24; Tube located on left side of page.

[21] Appl. No.: **754,132**

Registered Design No. 26608/202—Collapsible Tube, Registered Sep. 8, 1964 American Can Company, New York, N.Y. USA, File No. D-30973.

[22] Filed: **Sep. 3, 1991**

[52] U.S. Cl. **D9/302**

Primary Examiner—Bernard Ansher

[58] Field of Search D9/302, 306, 337, 338, D9/434, 435, 521; D6/541; 222/92, 96, 572, 575; 248/108

Assistant Examiner—Mitchell I. Siegel

Attorney, Agent, or Firm—Michael J. McGreal; Robert C. Sullivan

[56] **References Cited**

[57] **CLAIM**

U.S. PATENT DOCUMENTS

The ornamental design for a tube dispenser, as shown and described.

D. 188,397	7/1960	Hulsh	D9/338 X
D. 200,738	3/1965	Scheindel et al.	D9/302
D. 210,818	4/1968	Caliman	D9/194
D. 281,055	10/1985	Dombroski	D9/302
D. 289,609	5/1987	Bauwens et al.	D9/302
1,411,542	4/1922	Van Orsdale	222/156
2,930,063	3/1960	Stull	15/135
3,078,017	2/1963	Waskönig et al.	248/108
3,231,156	1/1966	Schultz	222/569
3,448,896	6/1969	Kobayashi et al.	222/568
3,521,795	7/1970	Langhjelm et al.	222/386

DESCRIPTION

FIG. 1 is a top, front and right side perspective view of a tube dispenser showing our new design; FIG. 2 is a top plan view thereof; FIG. 3 is a bottom plan view thereof; FIG. 4 is a front elevational view thereof; FIG. 5 is a rear elevational view thereof; FIG. 6 is a left side elevational view thereof; and, FIG. 7 is a right side elevational view thereof.




FIG. 1




FIG. 2

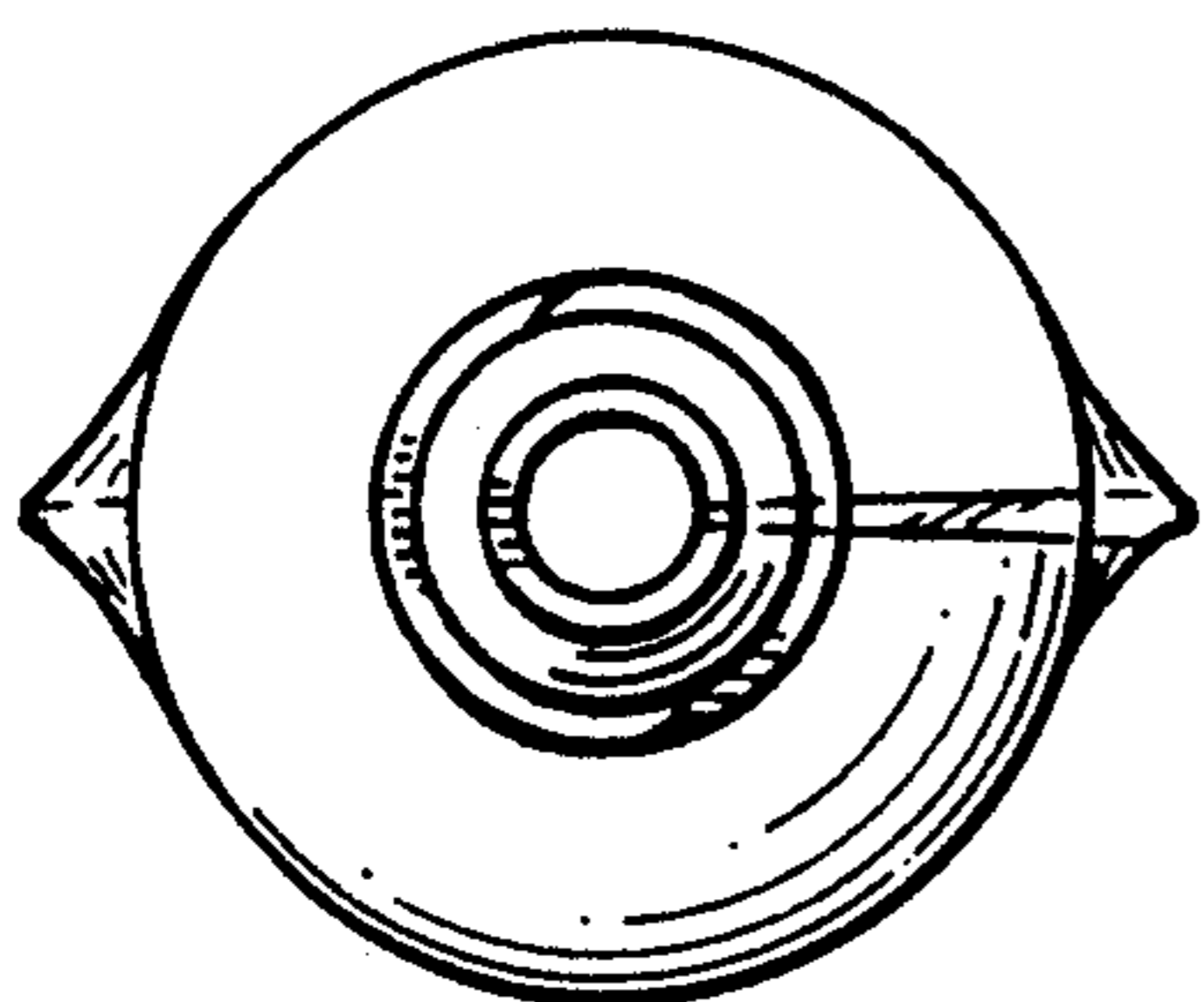
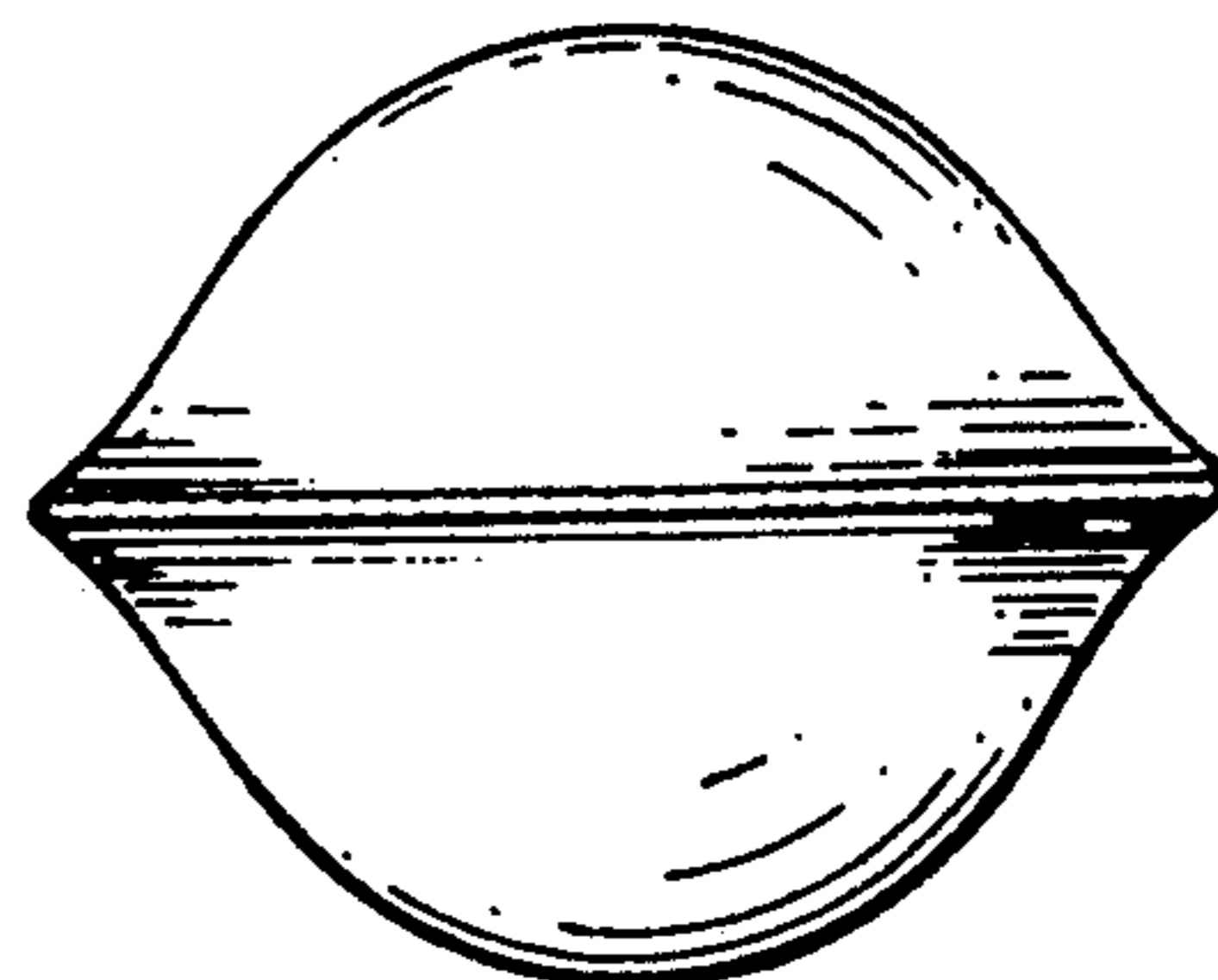


FIG. 3



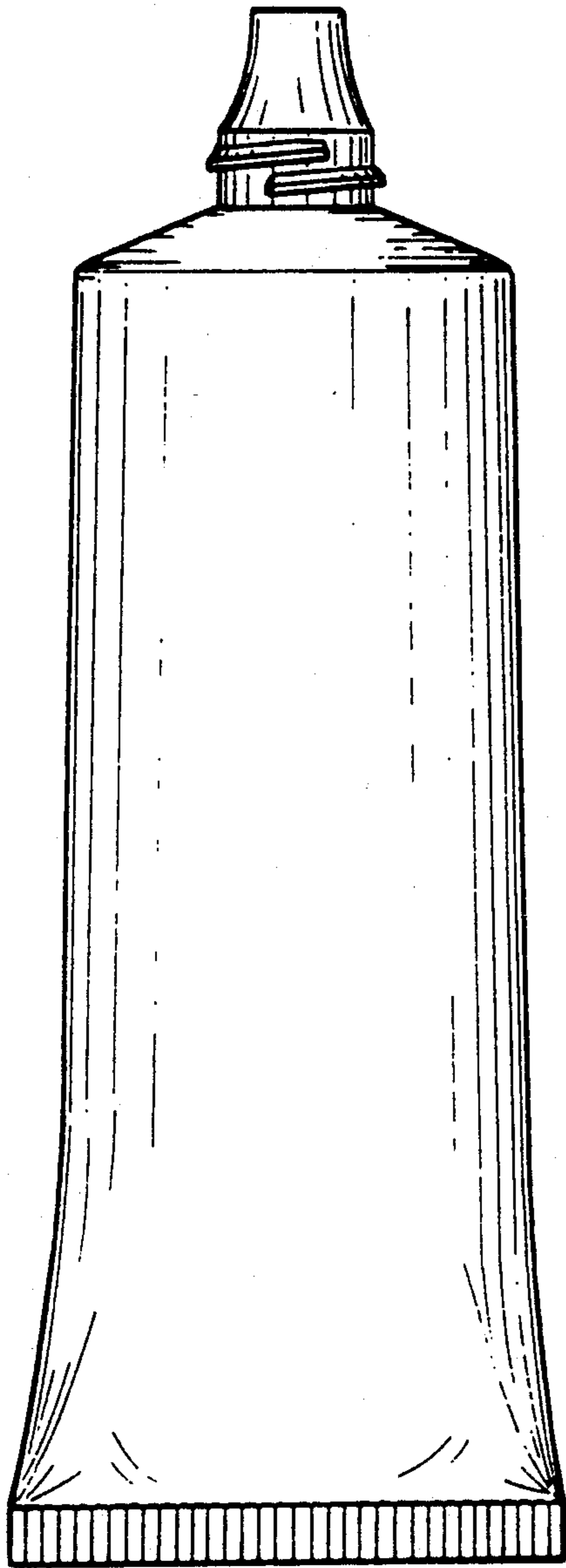


FIG. 4

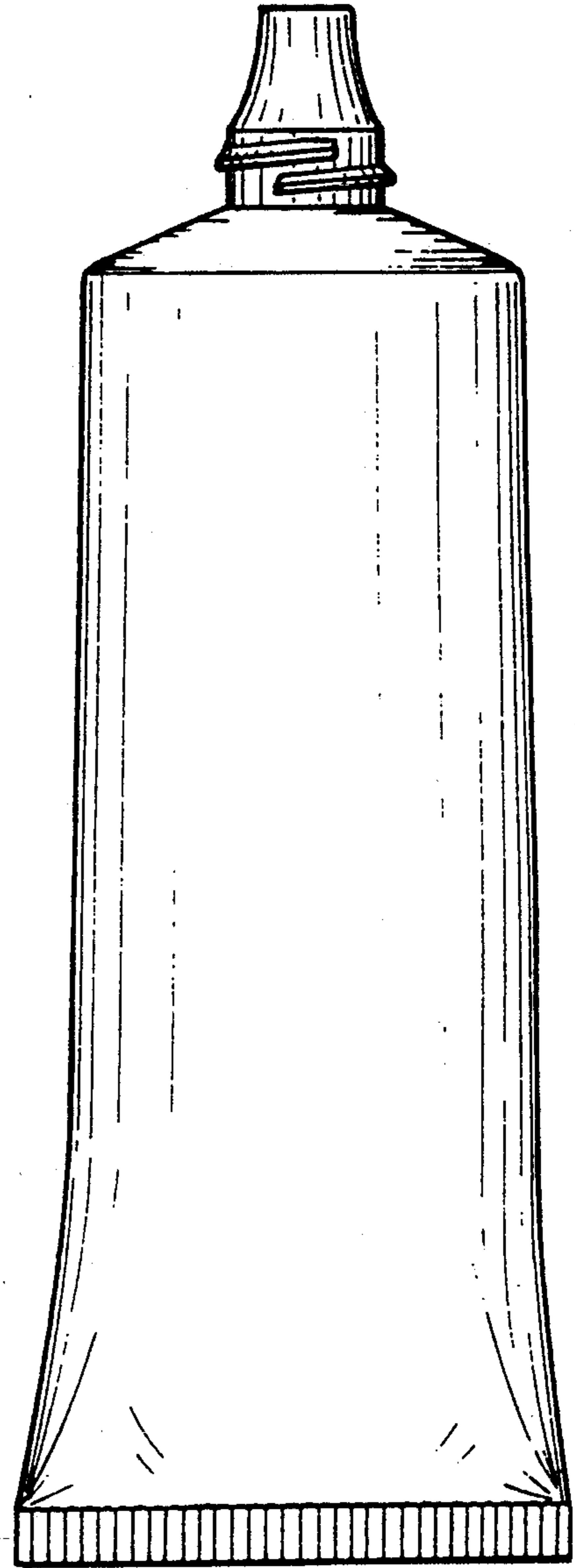


FIG. 5

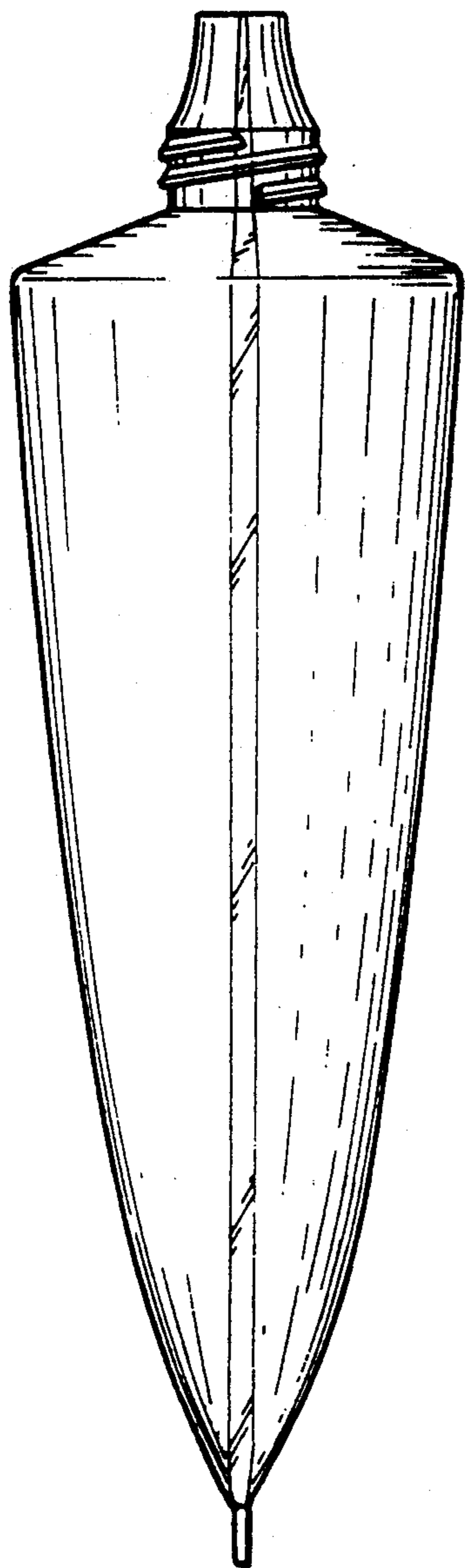


FIG. 6

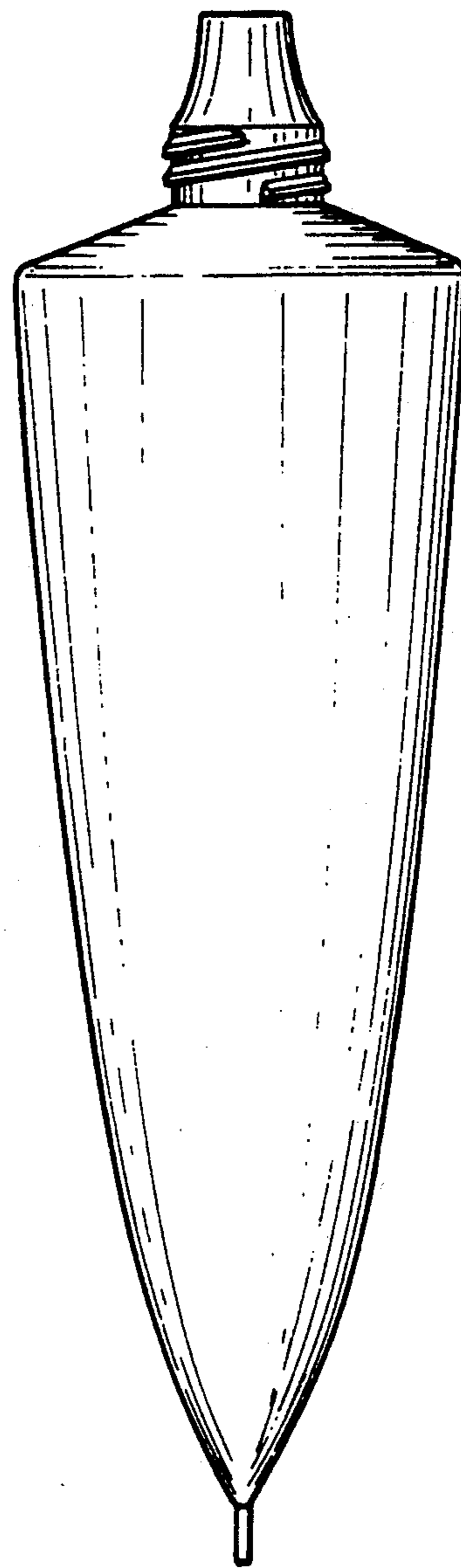


FIG. 7