



US00D338392S

United States Patent [19]

[11] Patent Number: **Des. 338,392**

McKernan

[45] Date of Patent: **** Aug. 17, 1993**

[54] **PROTECTIVE SHIELD FOR A DEAD BOLT ASSEMBLY**

4,248,068 2/1981 Esser et al. 70/418 X
4,466,264 8/1984 Delnero 70/417

[76] Inventor: **John L. McKernan**, 32 Province St.,
Bourne, Mass. 02108

Primary Examiner—Brian N. Vinson
Attorney, Agent, or Firm—Samuels, Gauthier & Stevens

[**] Term: **14 Years**

[57] **CLAIM**

[21] Appl. No.: **558,180**

The ornamental design for protective shield for a dead bolt assembly, as shown.

[22] Filed: **Jul. 26, 1990**

[52] U.S. Cl. **D8/343**

DESCRIPTION

[58] Field of Search **D8/330-331,**
D8/346; 70/158, 416-418; 292/169.13, 169.14,
169.23

FIG. 1 is a right side elevational view of a protective shield for a deadbolt assembly design, the left side being a mirror image of that shown;

FIG. 2 is a top plan view thereof;

FIG. 3 is a front elevational view thereof;

FIG. 4 is a rear elevational view thereof;

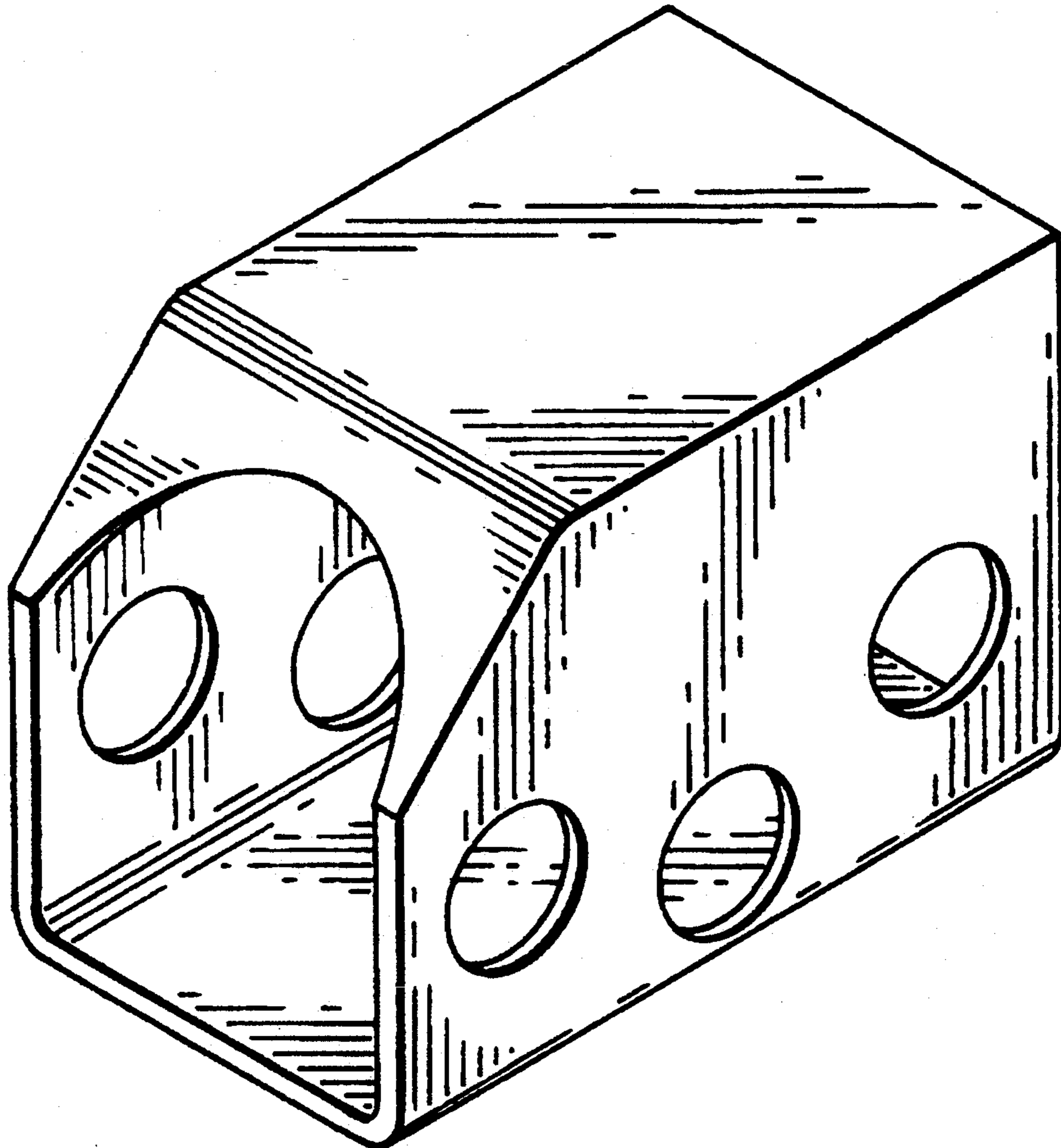
FIG. 5 is a bottom plan view thereof; and,

FIG. 6 is a top, front and right side perspective view thereof.

[56] **References Cited**

U.S. PATENT DOCUMENTS

D. 317,556 6/1991 McKernan D8/346
1,705,363 3/1929 Heyer 70/418
1,950,723 3/1934 Fitzgerald 70/418 X



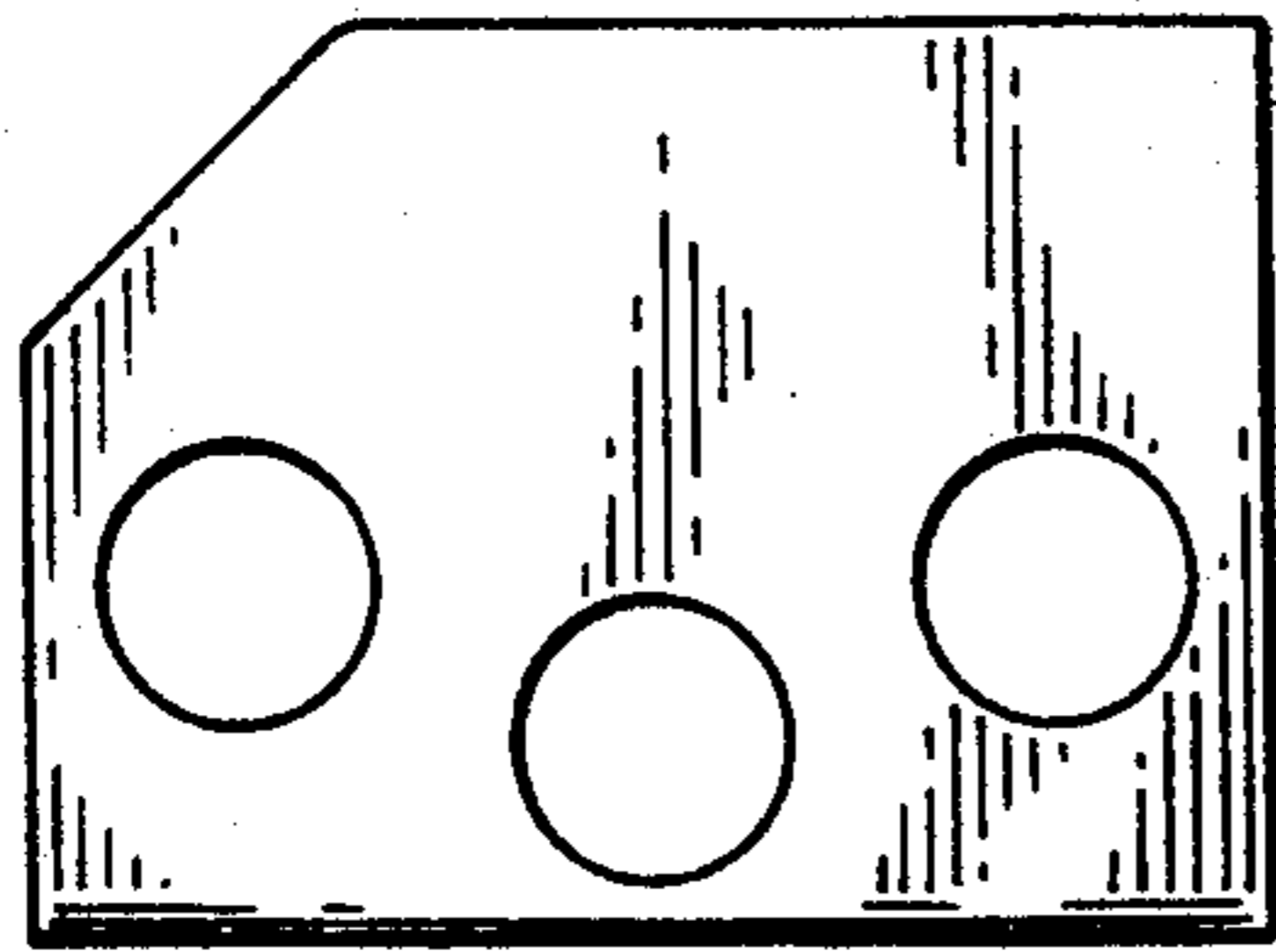


FIG. 1




FIG. 2




FIG. 3




FIG. 4




FIG. 5

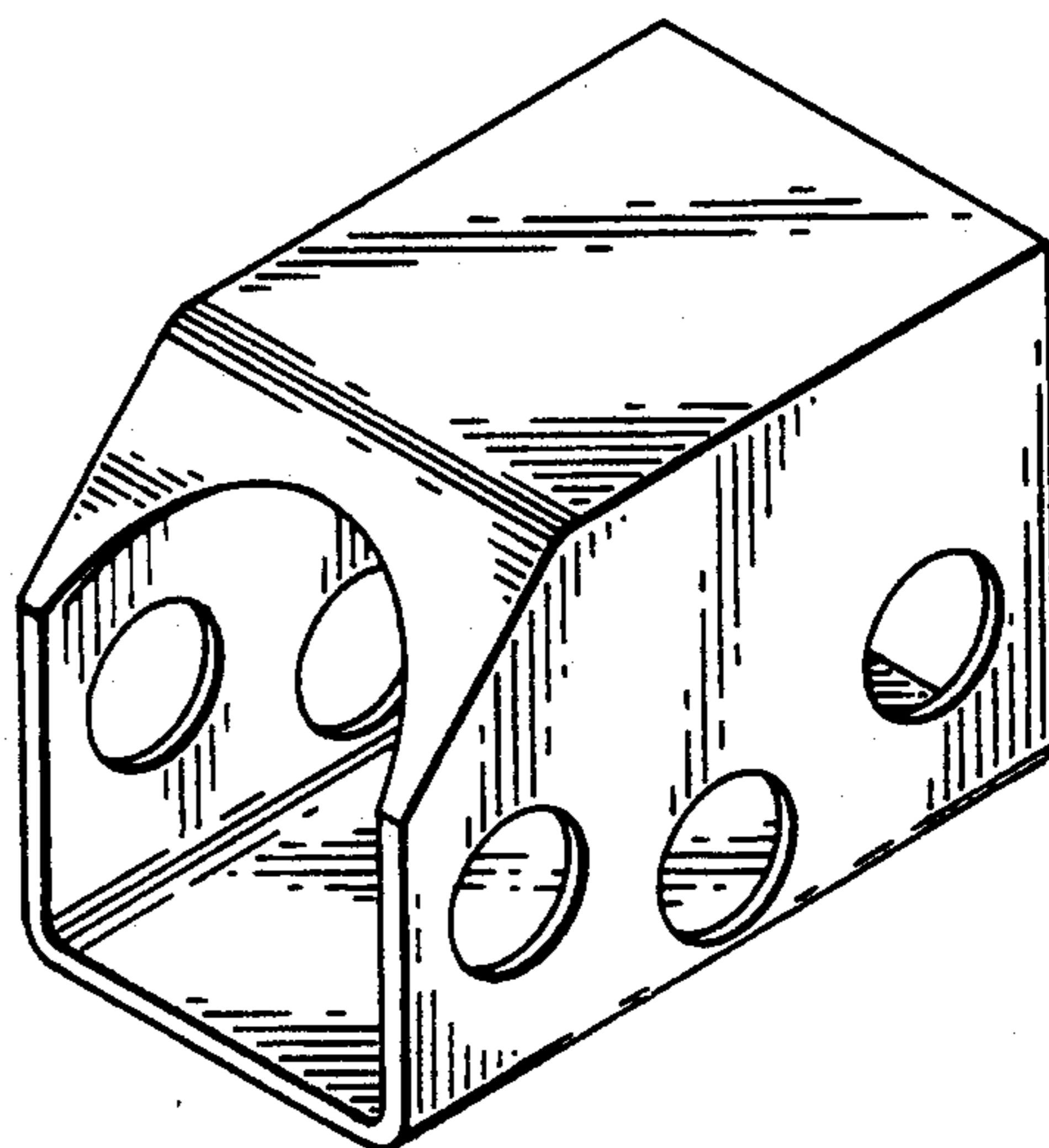


FIG. 6