



US00D338386S

United States Patent [19]

[11] Patent Number: **Des. 338,386**

Frazer

[45] Date of Patent: **** Aug. 17, 1993**

[54] COMBINATION HAND TOOL

[75] Inventor: **Spencer Frazer, Edmonds, Wash.**

[73] Assignee: **SOG Specialty Knives, Inc., Edmonds, Wash.**

[**] Term: **14 Years**

[21] Appl. No.: **728,071**

[22] Filed: **Jul. 10, 1991**

[52] U.S. Cl. **D8/105**

[58] Field of Search **D8/55, 105, 52; 7/129, 7/132, 142, 163, 164**

The Cutlery Shoppe Catalog, 1990, p. 5, Al Mar 4 X 4 Tool, RM 11A14.

The Cutlery Shoppe Catalog, 1990, p. 13, Spyderco Clipits.

Handsome Rewards Publication, Jul. 1989, The Pocket Workshop Tool.

Primary Examiner—Bernard Ansher

Assistant Examiner—P. Hyder

Attorney, Agent, or Firm—Christensen, O'Connor,

Johnson & Kindness

[57] CLAIM

The ornamental design for a combination hand tool, as shown and described.

[56] References Cited

U.S. PATENT DOCUMENTS

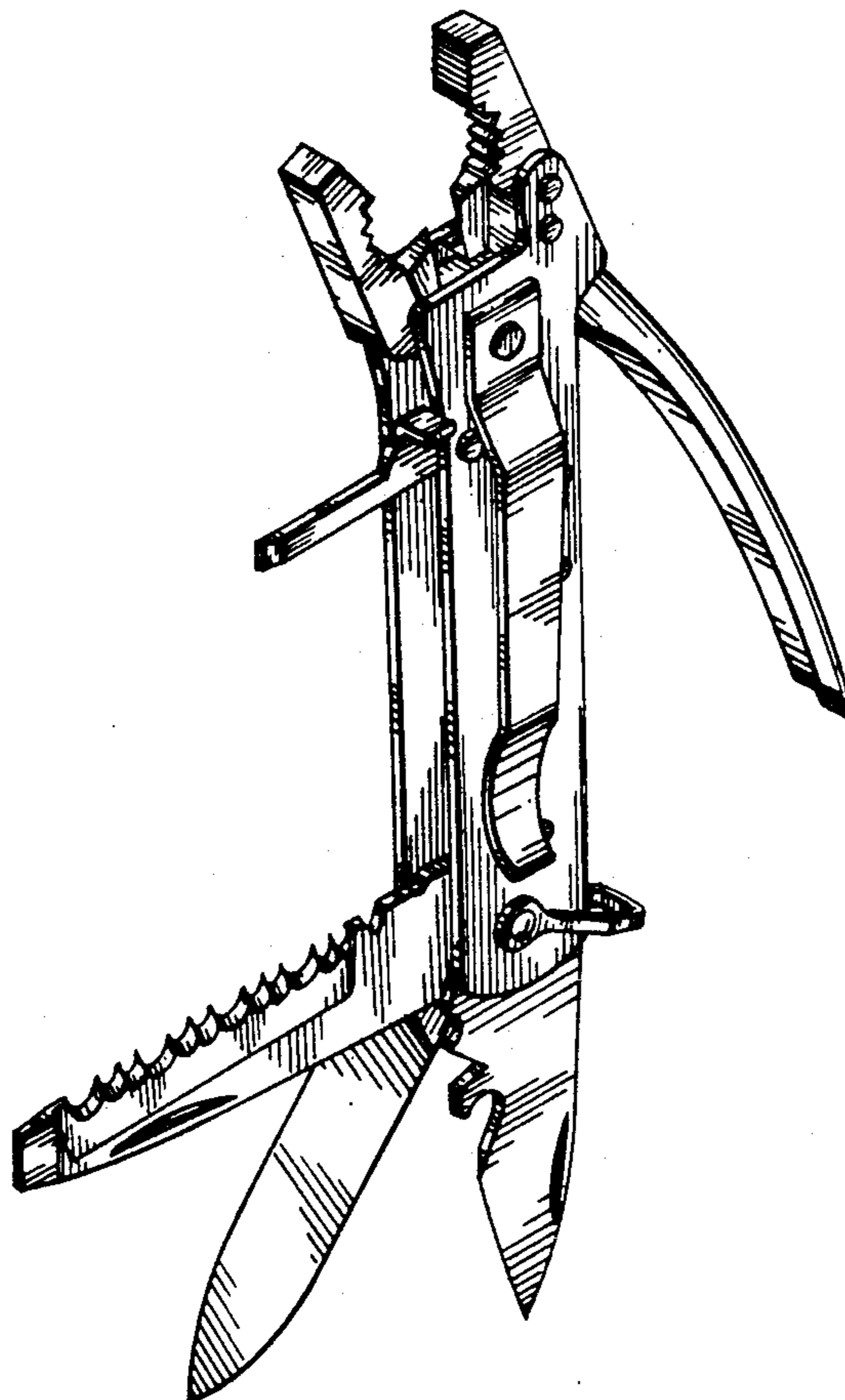
D. 244,987	7/1977	Lavitch	D8/105
D. 286,501	11/1986	Magan	D8/105
1,811,982	6/1931	Soustre	7/142
3,858,258	1/1975	Stevens	7/142
4,122,569	10/1978	Hitchcock	7/168
4,744,272	5/1988	Leatherman	7/129
5,029,355	7/1991	Thai	7/118
5,062,173	11/1991	Collins et al.	7/118

OTHER PUBLICATIONS

Radio Shack Advertisement, Mar. 1955, 3 Blade Gripper Cutter Tool.

DESCRIPTION

FIG. 1 is a top, front and left side perspective view of a combination hand tool showing my new design; FIG. 2 is a front elevational view thereof; FIG. 3 is a left side elevational view thereof; FIG. 4 is a right side elevational view thereof; FIG. 5 is a rear elevational view thereof; FIG. 6 is a top plan view thereof; FIG. 7 is a bottom plan view thereof; and, FIG. 8 is a top, front and left side perspective view thereof, shown with the blades and jaw in an open position.






Fig. 1.

Fig. 7.

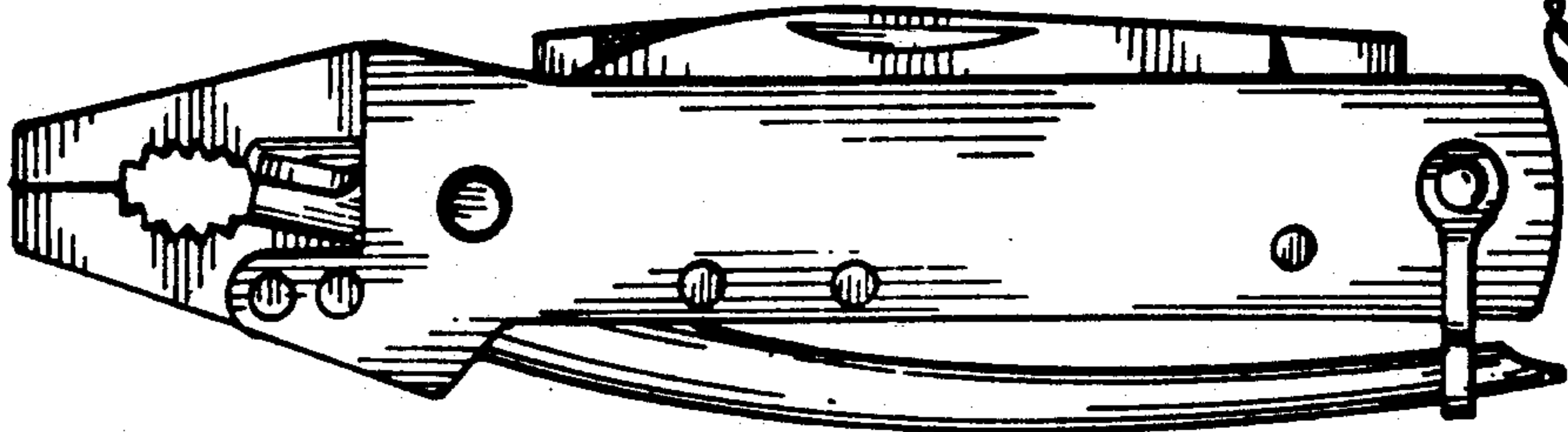
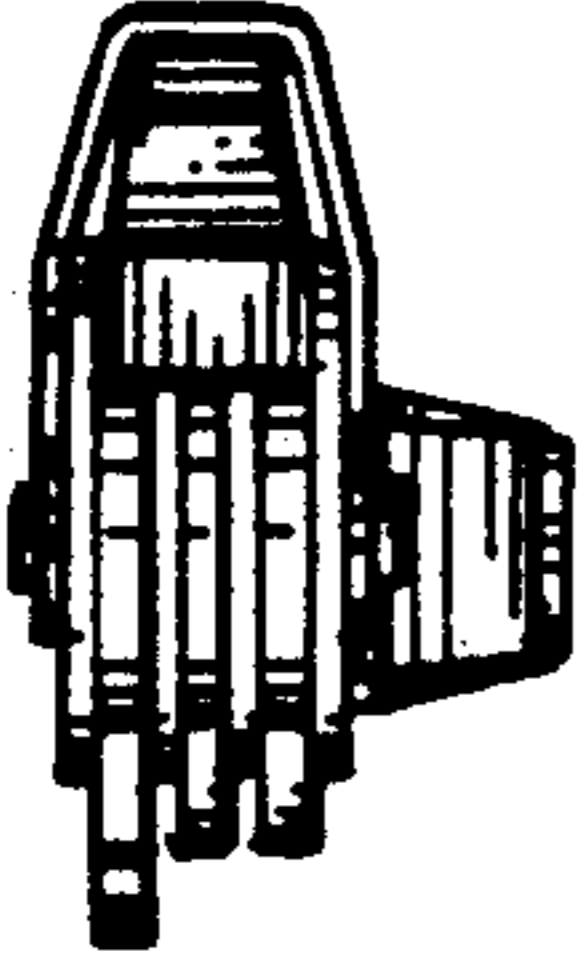


Fig. 5.

Fig. 4.

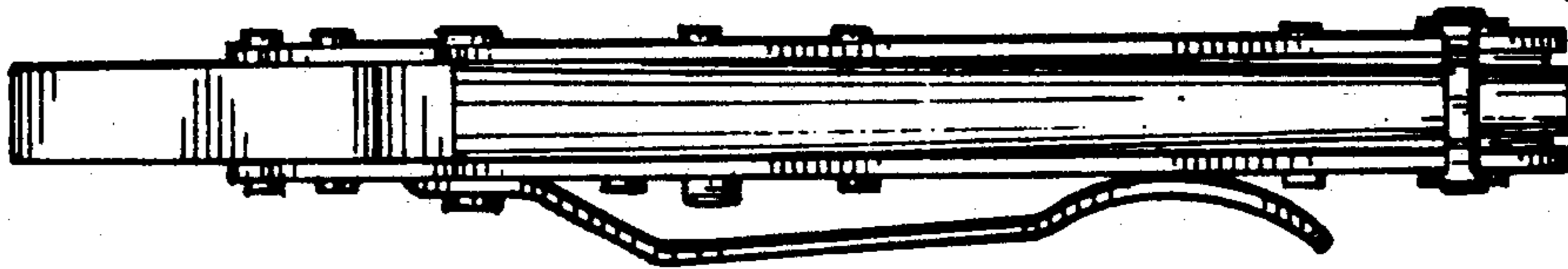

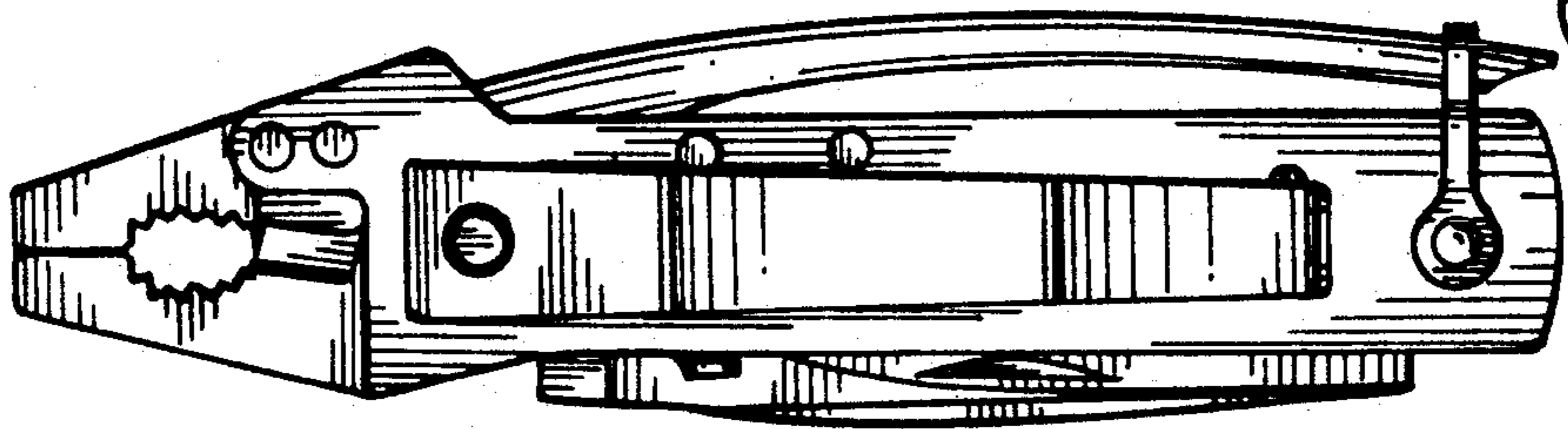



Fig. 2.

Fig. 3.

Fig. 6.



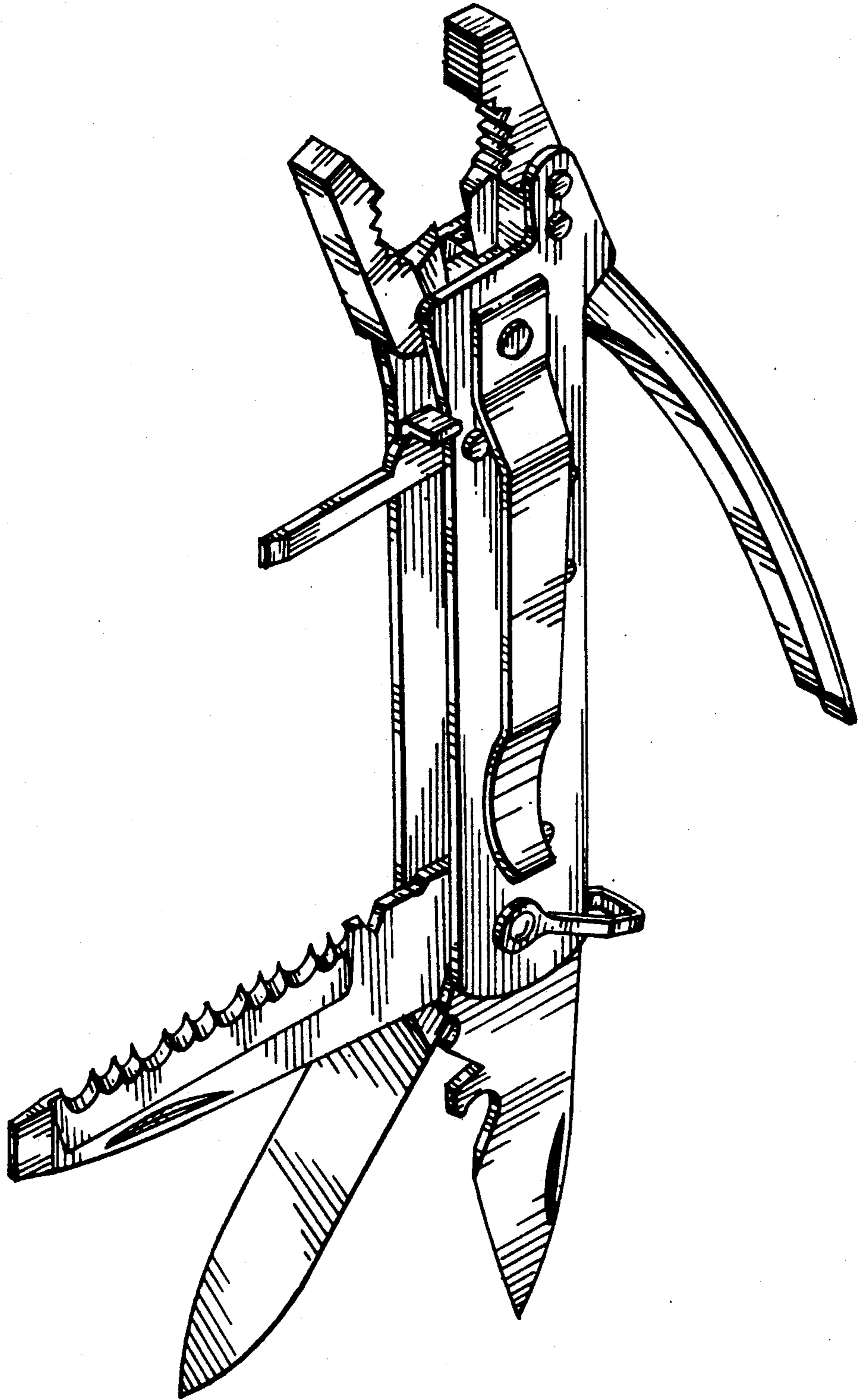


Fig. 8.