



US00D338378S

# United States Patent [19]

[11] Patent Number: **Des. 338,378**

**Concari**

[45] Date of Patent: **\*\* Aug. 17, 1993**

## [54] TRANSPLANTER

[75] Inventor: **Gabriel E. Concari, Madison, Wis.**

[73] Assignee: **Fiskars Oy Ab, Helsinki, Finland**

[\*\*] Term: **14 Years**

[21] Appl. No.: **729,801**

[22] Filed: **Jul. 15, 1991**

[52] U.S. Cl. .... **D8/10**

[58] Field of Search ..... **D8/10; 294/49**

## [56] References Cited

### U.S. PATENT DOCUMENTS

D. 23,226	4/1894	Brand	.....	D8/10
D. 198,533	6/1964	Langlie	.....	D8/10
D. 256,979	9/1980	Nadle	.....	D8/10
D. 292,865	11/1987	Scott	.....	D8/10
D. 295,013	4/1988	Vosbikian	.....	D8/10
D. 305,496	1/1990	Jasperson	.....	D8/10
D. 318,602	7/1991	Vosbikian	.....	D8/10
1,321,055	11/1919	Kingsbury	.....	D8/10 X

## OTHER PUBLICATIONS

David Kay, Apr. 1, 1987, p. 28, transplanter, circled item in middle of page.

Union Fork and Hoe Company, Dec. 4, 1986, p. 37, transplanting trowel, item 13 middle of page.

Ames Catalog, May 1986, p. 39, Hand transplanter, item J at left of page.

True Temper Catalog, Oct. 5, 1965, cover page, trowel, item D20, located at left of page.

*Primary Examiner*—Wallace R. Burke

*Assistant Examiner*—H. Baynham

*Attorney, Agent, or Firm*—Foley & Lardner

## [57] CLAIM

The ornamental design for a transplanter, as shown and described.

## DESCRIPTION

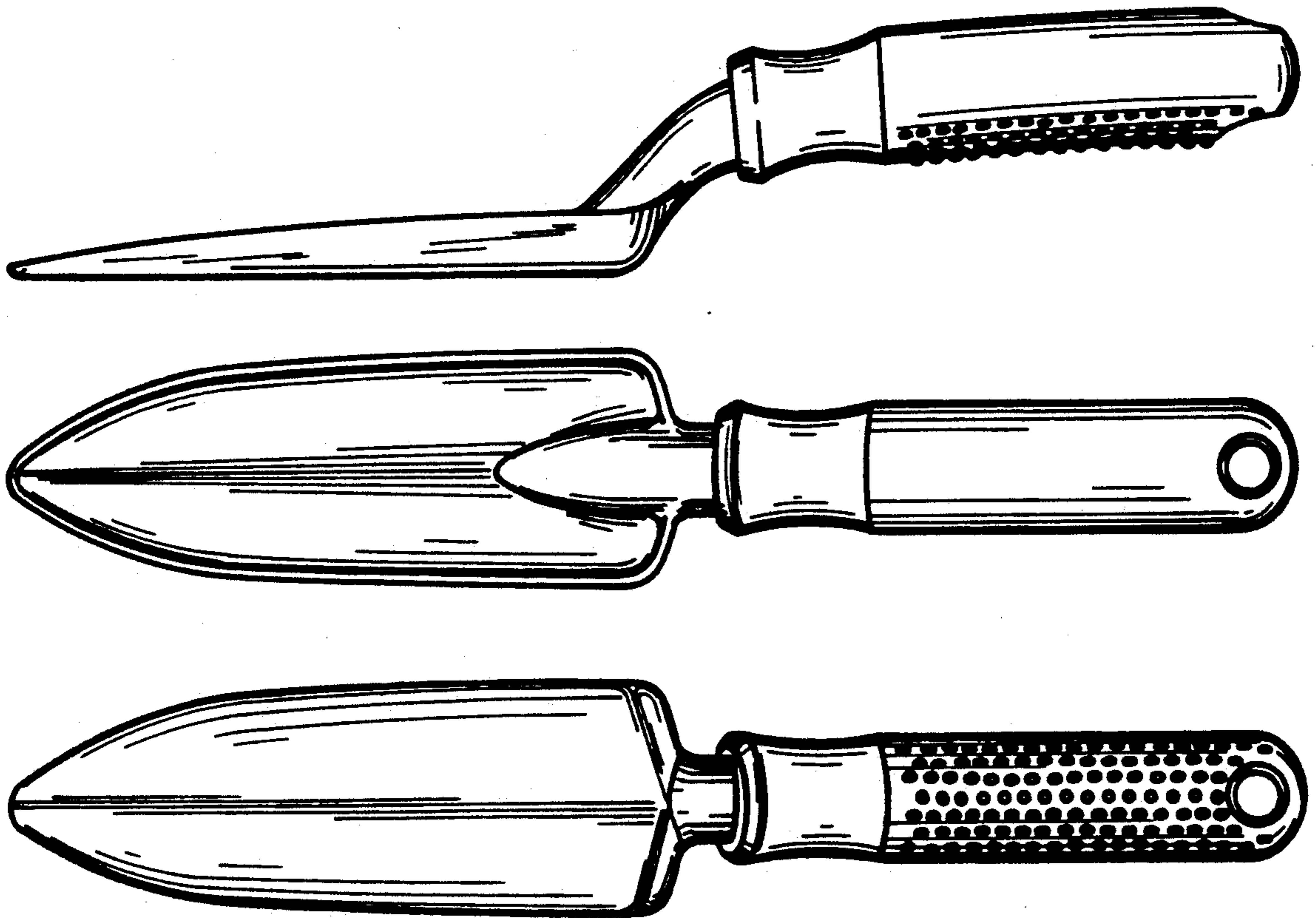
FIG. 1 is a front elevational view of a transplanter showing my new design;

FIG. 2 is a top plan view thereof;

FIG. 3 is a bottom plan view thereof;

FIG. 4 is a left side elevational view thereof; and,

FIG. 5 is a right side elevational view thereof.



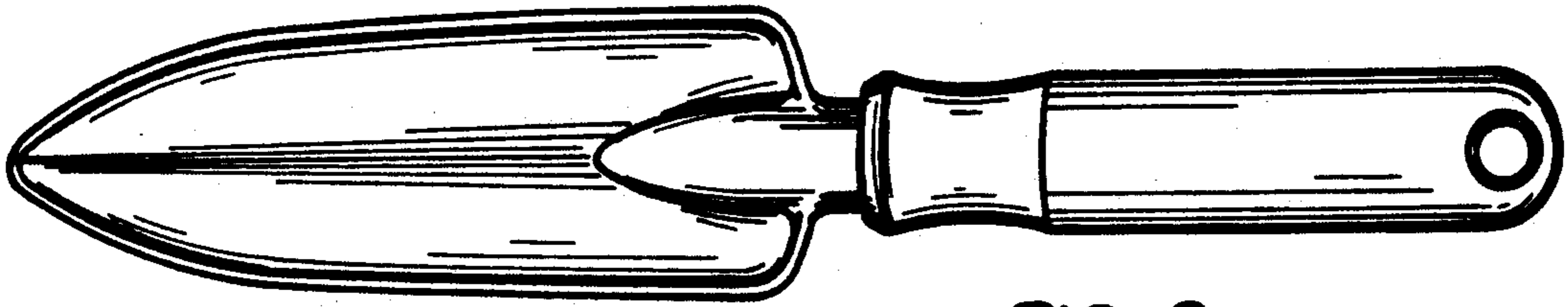


FIG. 2

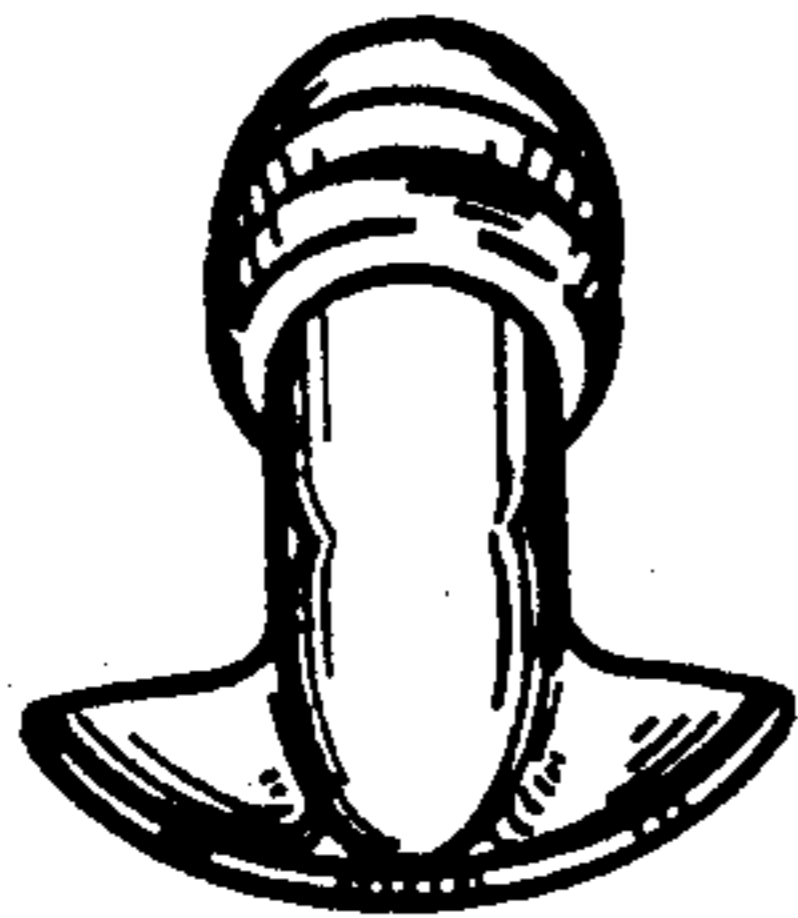


FIG. 4

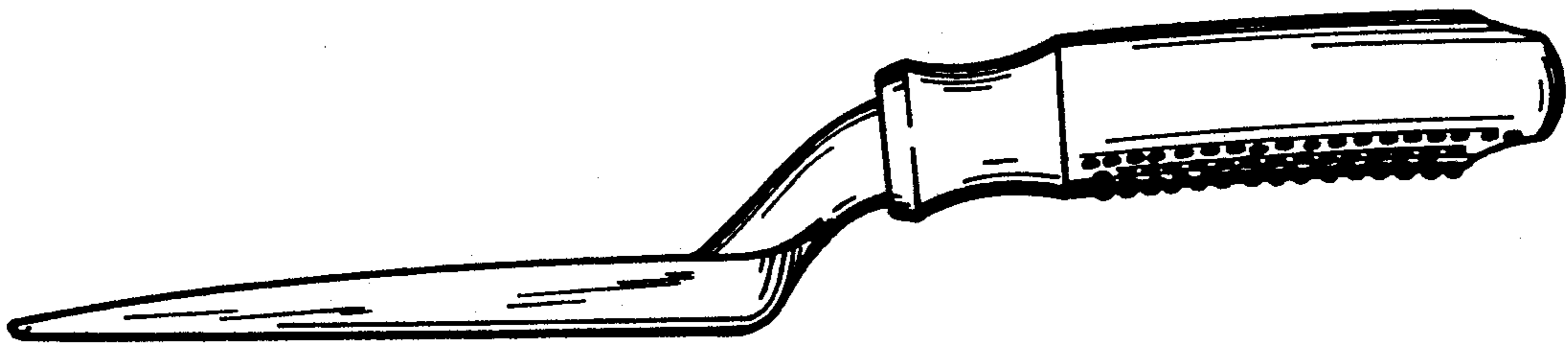


FIG. 1




FIG. 5




FIG. 3