



US00D338377S

United States Patent [19]

[11] Patent Number: **Des. 338,377**

Scott, Jr. et al.

[45] Date of Patent: **** Aug. 17, 1993**

[54] **BOX PLANTER**

[75] Inventors: **Harry W. Scott, Jr., Dover; Randall W. Britt; Kenneth L. Renfro**, both of Russellville, all of Ark.

[73] Assignee: **Thompson Industries, Inc., Russellville, Ark.**

[**] Term: **14 Years**

[21] Appl. No.: **760,227**

[22] Filed: **Sep. 16, 1991**

[52] U.S. Cl. **D8/1; D11/155**

[58] Field of Search **D8/1; D11/143, 155, D11/13; 47/33; 52/233, 102; 59/78, 80, 84, 85, 88, 11; D12/154**

4,391,077	7/1983	Giess .	
4,433,944	2/1984	Plica et al. .	
4,522,006	6/1985	Plikuhn	52/233 X
4,664,358	5/1987	Clark	52/233 X
4,747,231	5/1988	LeMay et al. .	
4,761,923	8/1988	Reum et al. .	
4,767,232	8/1988	Francis .	
4,787,475	11/1988	Arteau et al. .	
4,834,585	5/1989	Hasemminkle et al.	52/233 X
4,869,018	9/1989	Scales et al.	47/33
4,897,955	2/1990	Winsor .	
4,905,409	3/1990	Cole	52/233 X
4,910,910	3/1990	Jones .	
4,967,526	11/1990	Yost .	
4,986,042	1/1991	Richardt	47/33 X
4,997,316	3/1991	Rose .	
5,038,557	8/1991	Otsuki et al.	59/80
5,119,587	6/1992	Waltz	47/33

[56] **References Cited**

U.S. PATENT DOCUMENTS

D. 217,273	4/1970	Adelman	D25/113
D. 223,585	5/1973	Adelman	D25/113
1,219,786	3/1917	Splatter .	
1,598,250	8/1926	Person	59/80
1,809,508	6/1931	Colley .	
1,830,188	11/1931	Bellavance	59/80
2,687,033	8/1954	Snyder .	
2,951,606	9/1960	Benson .	
3,006,038	10/1961	Sullivan	52/233 X
3,324,619	6/1967	Gearhart .	
3,343,301	9/1967	Adelman	47/33
3,396,488	8/1968	Ries	D8/1 X
3,415,013	12/1968	Galbraith	47/33 X
3,487,579	1/1970	Brettingen .	
3,545,128	12/1970	Fontaine et al. .	
3,742,665	7/1973	Henry et al. .	
3,837,163	9/1974	Fujimori	59/80
4,269,026	5/1981	Bulle et al.	59/85 X
4,312,606	1/1982	Sarikelle .	

OTHER PUBLICATIONS

Design Wood brochure, 1991, cover page, interlocking wood pieces.

Primary Examiner—Wallace R. Burke
Assistant Examiner—H. Baynham
Attorney, Agent, or Firm—Stephen D. Carver

[57] **CLAIM**

The ornamental design for a box planter, as shown and described.

DESCRIPTION

FIG. 1 is a front perspective view of a box planter showing our new design;
FIG. 2 is an isometric view thereof, the other corners being identical thereto;
FIG. 3 is a top plan view thereof, the bottom view being a mirror image thereof; and,
FIG. 4 is a side view thereof, all other side views being identical thereto.




FIG. 1

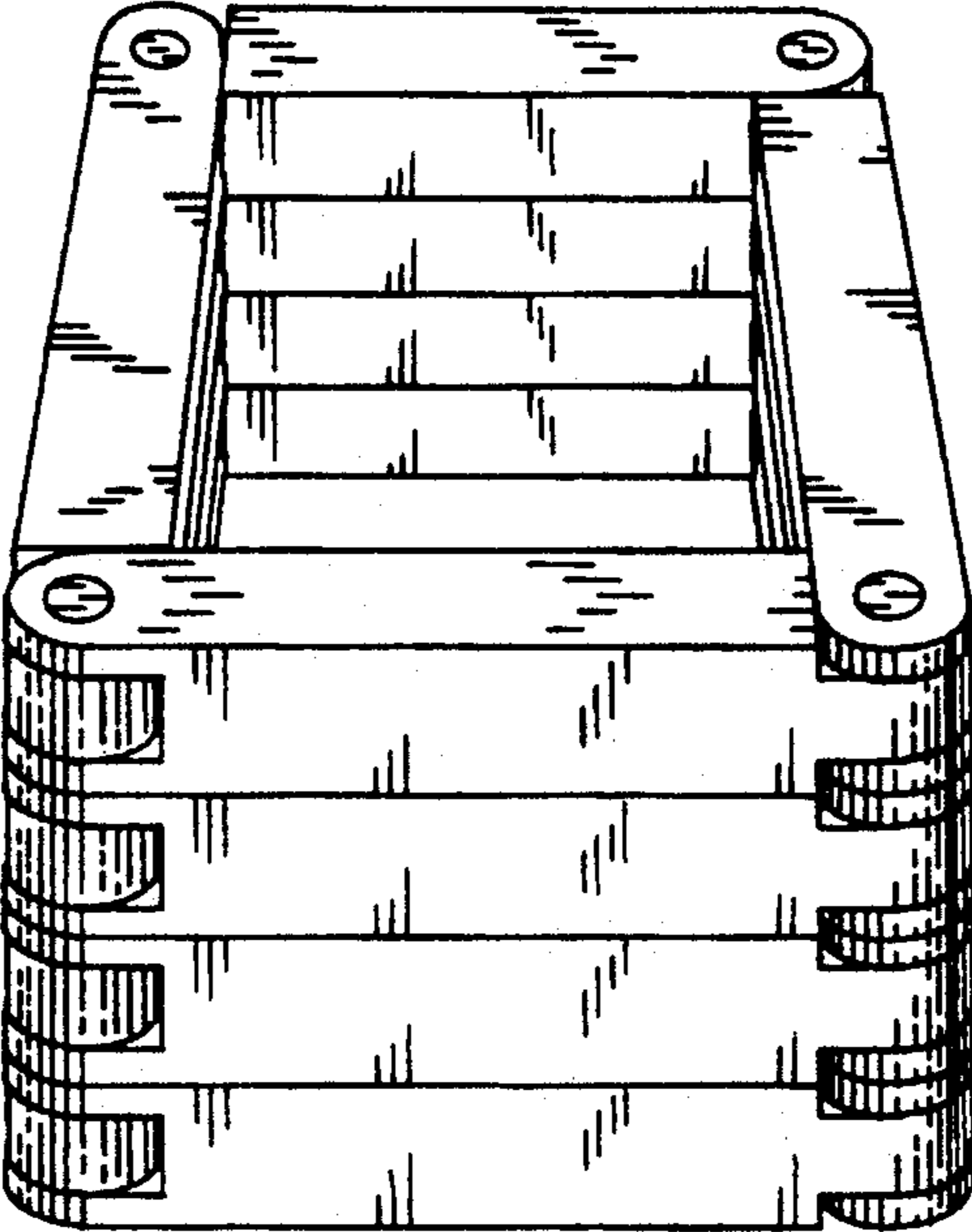


FIG. 2

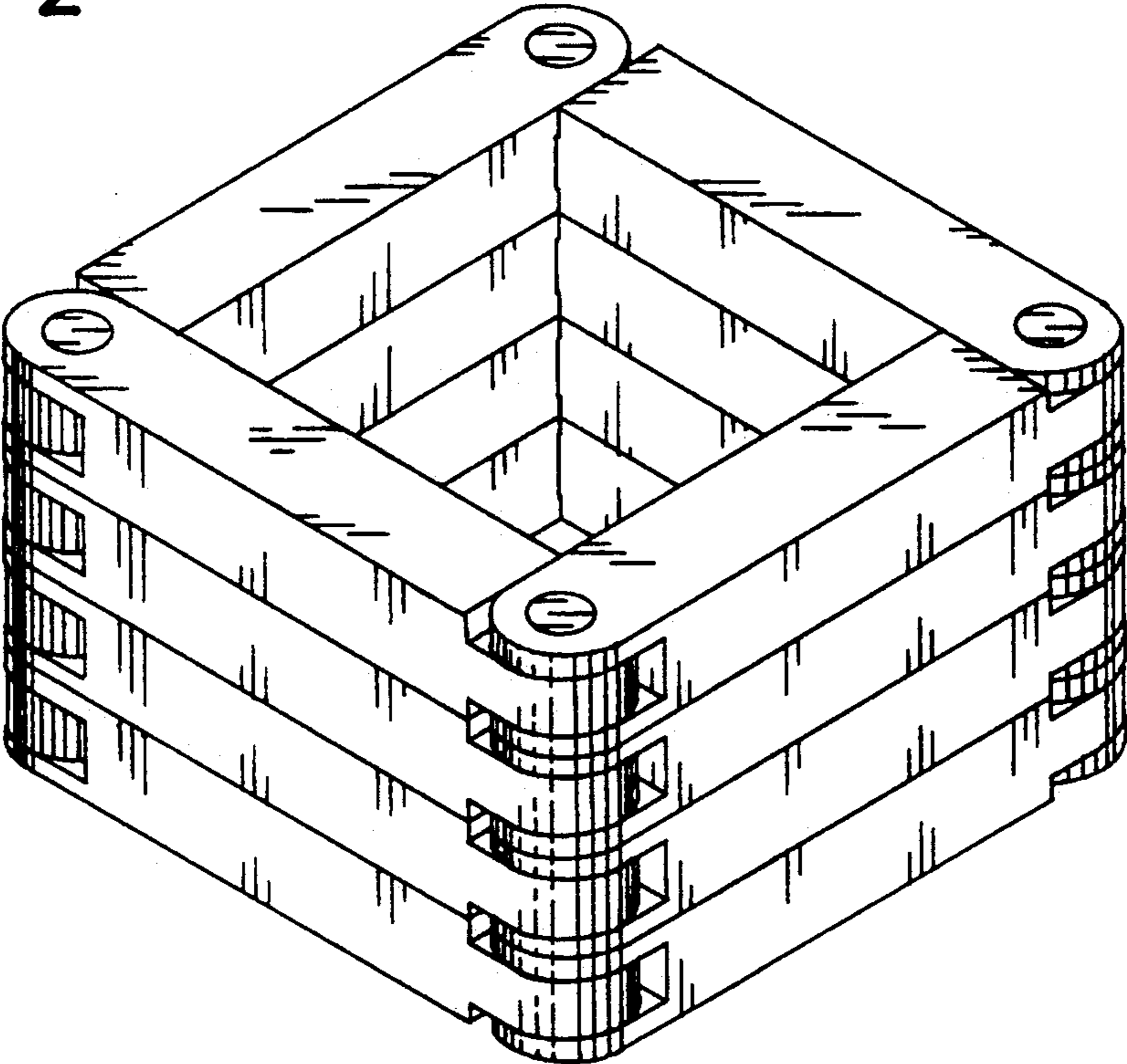


FIG. 3

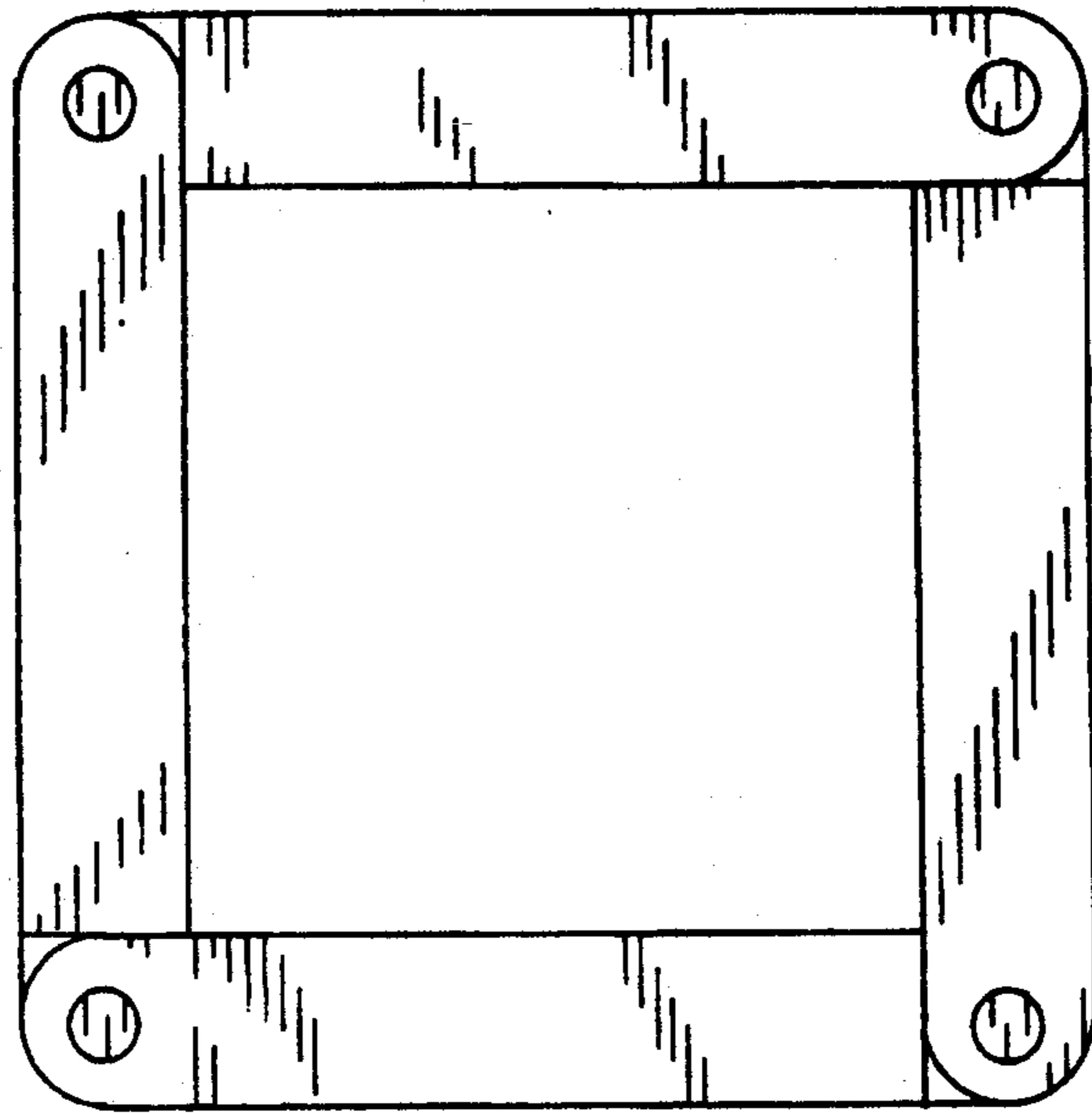


FIG. 4

