



US00D338363S

United States Patent [19]

[11] Patent Number: **Des. 338,363**

Martel

[45] Date of Patent: **** Aug. 17, 1993**

- [54] **MARINE AIR MATTRESS WITH EXPANDABLE BLADDER**
- [76] Inventor: **Timothy R. Martel**, 120 Winchester Pl., Colchester, Vt. 05446
- [**] Term: **14 Years**
- [21] Appl. No.: **943,449**
- [22] Filed: **Sep. 10, 1992**
- [52] U.S. Cl. **D6/604; D6/596; D21/237**
- [58] Field of Search **D6/604, 595, 596; D21/237; 297/DIG. 3, 284.6; 5/449, 455, 420, 902; 114/364; 441/114, 129, 80**

FOREIGN PATENT DOCUMENTS

852282 10/1952 Fed. Rep. of Germany 5/420
 2027671 4/1972 Fed. Rep. of Germany ... 297/DIG.
 3

Primary Examiner—Wallace R. Burke
Assistant Examiner—Lisa Lichtenstein
Attorney, Agent, or Firm—Thomas N. Neiman

[56] References Cited

U.S. PATENT DOCUMENTS

D. 180,063	4/1957	Burton	D6/604
602,486	4/1898	Szulezewski	297/DIG. 3
1,871,003	8/1932	Longletz et al.	5/420
1,960,474	5/1934	Browne	441/129
3,191,197	6/1965	Frey	297/DIG. 3
5,022,109	6/1991	Pekar	5/449

[57] CLAIM

The ornamental design for a marine air mattress with expandable bladder, as shown and described.

DESCRIPTION

FIG. 1 is a top (or bottom) plan view of the novel marine air mattress with expandable bladder;
 FIG. 2 is a frontal elevational view thereof;
 FIG. 3 is a side (either) elevational view thereof;
 FIG. 4 is a rear elevational view thereof; and,
 FIG. 5 is a perspective view thereof on a reduced scale. The broken line showing of environmental structure shown in FIG. 5, is for illustrative purposes only and forms no part of the claimed design.

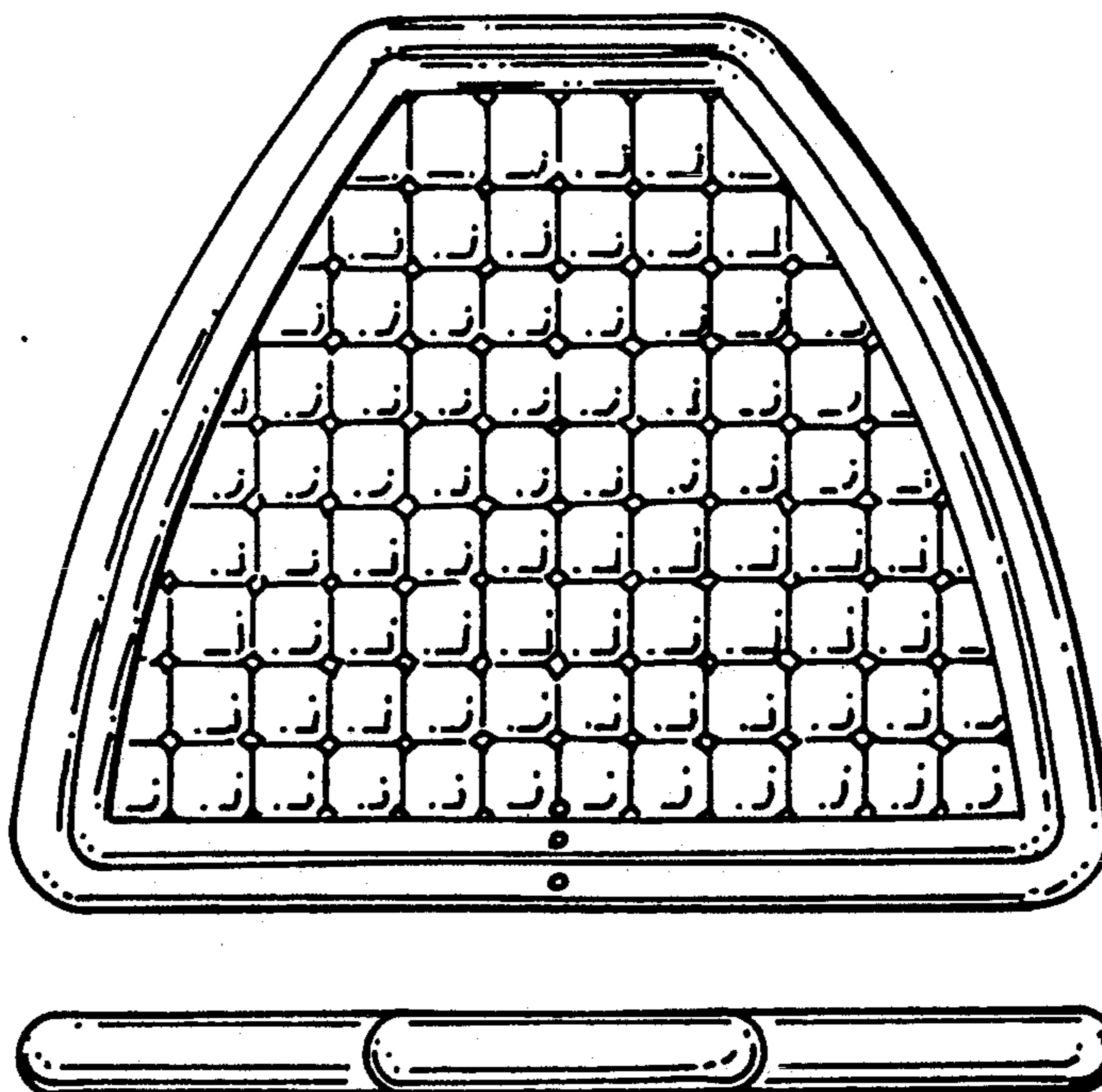


FIG. 2




FIG. 1

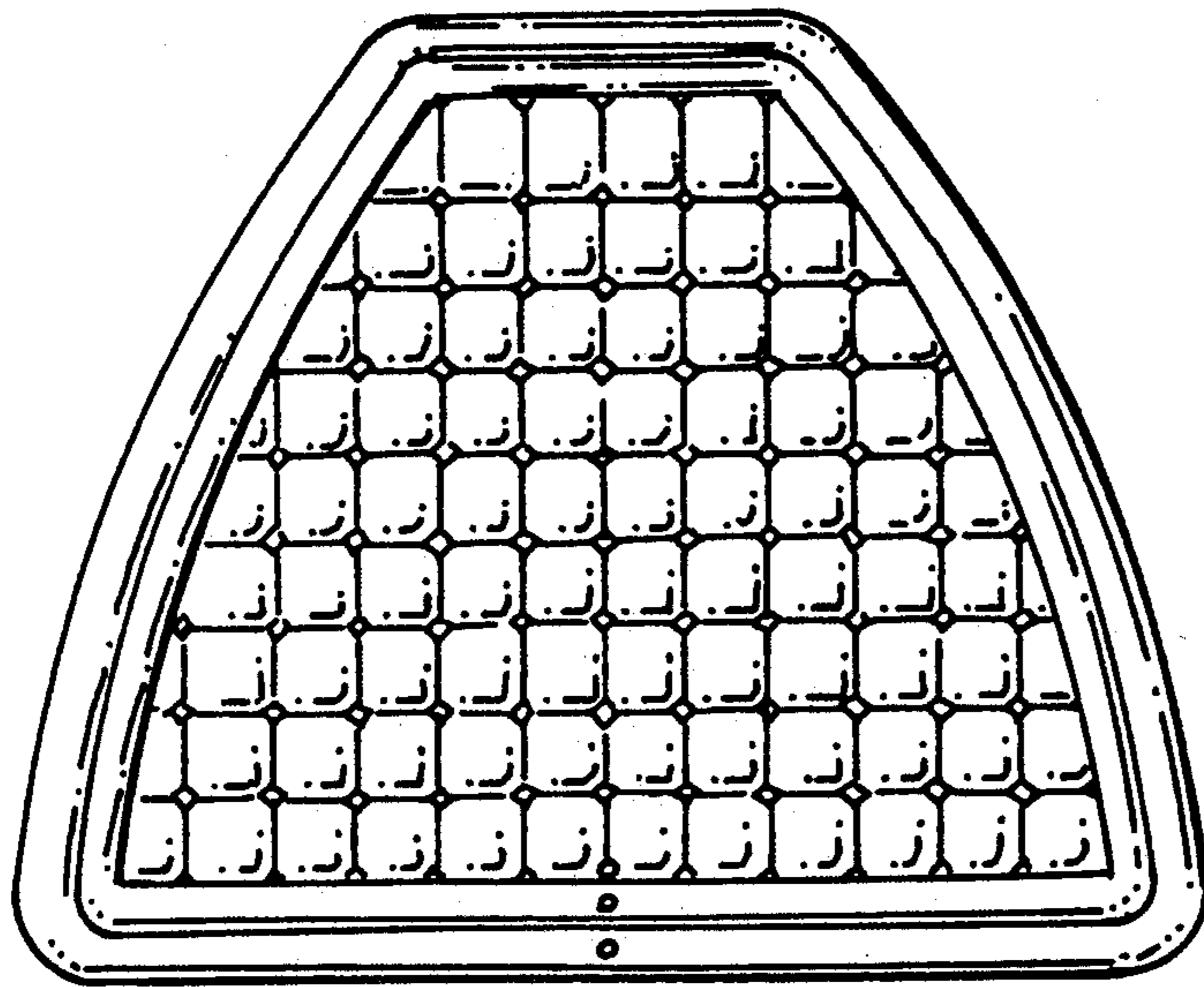


FIG. 3



FIG. 4




FIG. 5

