



US00D338361S

# United States Patent [19]

[11] Patent Number: **Des. 338,361**

Hines

[45] Date of Patent: **\*\* Aug. 17, 1993**

[54] **COMBINED TOWEL DISPENSER AND WASTE RECEPTACLE**

[75] Inventor: **David M. Hines, Santa Ana, Calif.**

[73] Assignee: **Bobrick Washroom Equipment, Inc., North Hollywood, Calif.**

[\*] Notice: The portion of the term of this patent subsequent to Jan. 5, 2007 has been disclaimed.

[\*\*] Term: **14 Years**

[21] Appl. No.: **795,072**

[22] Filed: **Nov. 19, 1991**

[52] U.S. Cl. .... **D6/524**

[58] Field of Search ..... **D6/518, 522-523; D34/1, 11; 4/16, 71, 86-88; 220/476-477; 221/33, 45, 282-286; 248/905, 907; 312/37-38, 242**

1,686,831	10/1928	Matchette .	
1,800,826	4/1931	Feltault .	
2,645,100	7/1953	Bascom .	
4,076,350	2/1978	Crist .....	312/242
4,558,472	12/1985	Fromme et al. ....	4/252.3

### OTHER PUBLICATIONS

Bobrick Toilet and Bath Accessories Catalog, Jan., 1991, pp. 16, 17.  
American Specialties, Inc. Brochure, Quality Wash-room Accessories, Series 9000, 4 pages.  
Bradley Sheet No. 18.

*Primary Examiner*—Brian N. Vinson  
*Attorney, Agent, or Firm*—Harris, Kern, Wallen & Tinsley

### [57] CLAIM

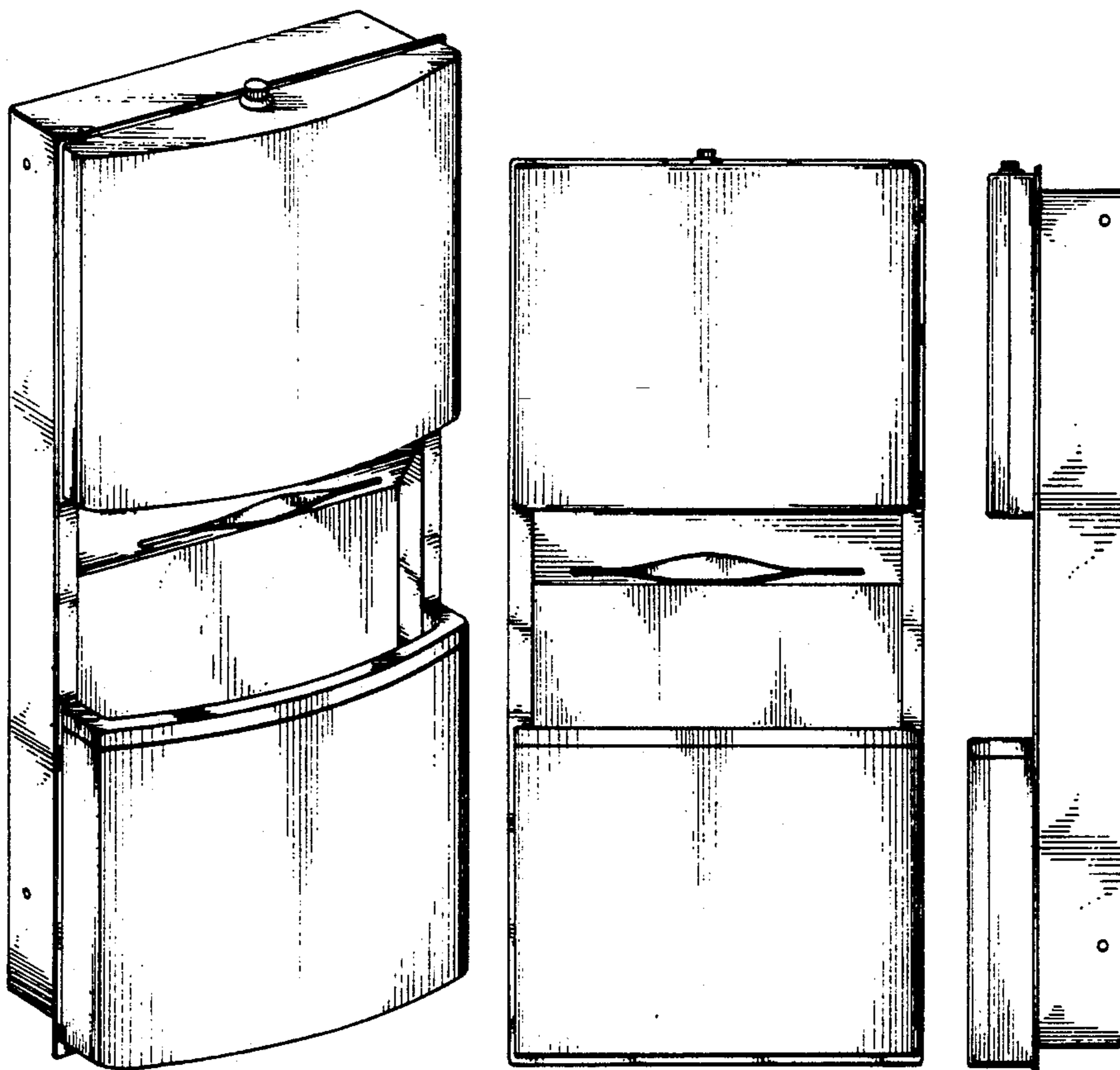
The ornamental design for a combined towel dispenser and waste receptacle, as shown and described.

### DESCRIPTION

FIG. 1 is a top, front, and left side perspective view of a combined towel dispenser and waste receptacle showing my new design;  
FIG. 2 is a front elevational view thereof;  
FIG. 3 is a right side perspective view thereof, the left side being a mirror image of that shown;  
FIG. 4 is a rear elevational view thereof;  
FIG. 5 is a top plan view thereof; and,  
FIG. 6 is a bottom plan view thereof.

### [56] References Cited U.S. PATENT DOCUMENTS

D. 200,206	2/1965	Arkwright .	
D. 228,059	8/1973	Woofler .....	D34/1
D. 283,573	4/1986	Bernard .....	D6/519
D. 285,887	9/1986	Palka .....	D6/559
D. 293,746	1/1988	Sayward .....	D6/448
D. 312,934	12/1990	Shapland et al. ....	D6/519
D. 316,788	5/1991	Fischer et al. ....	D6/522



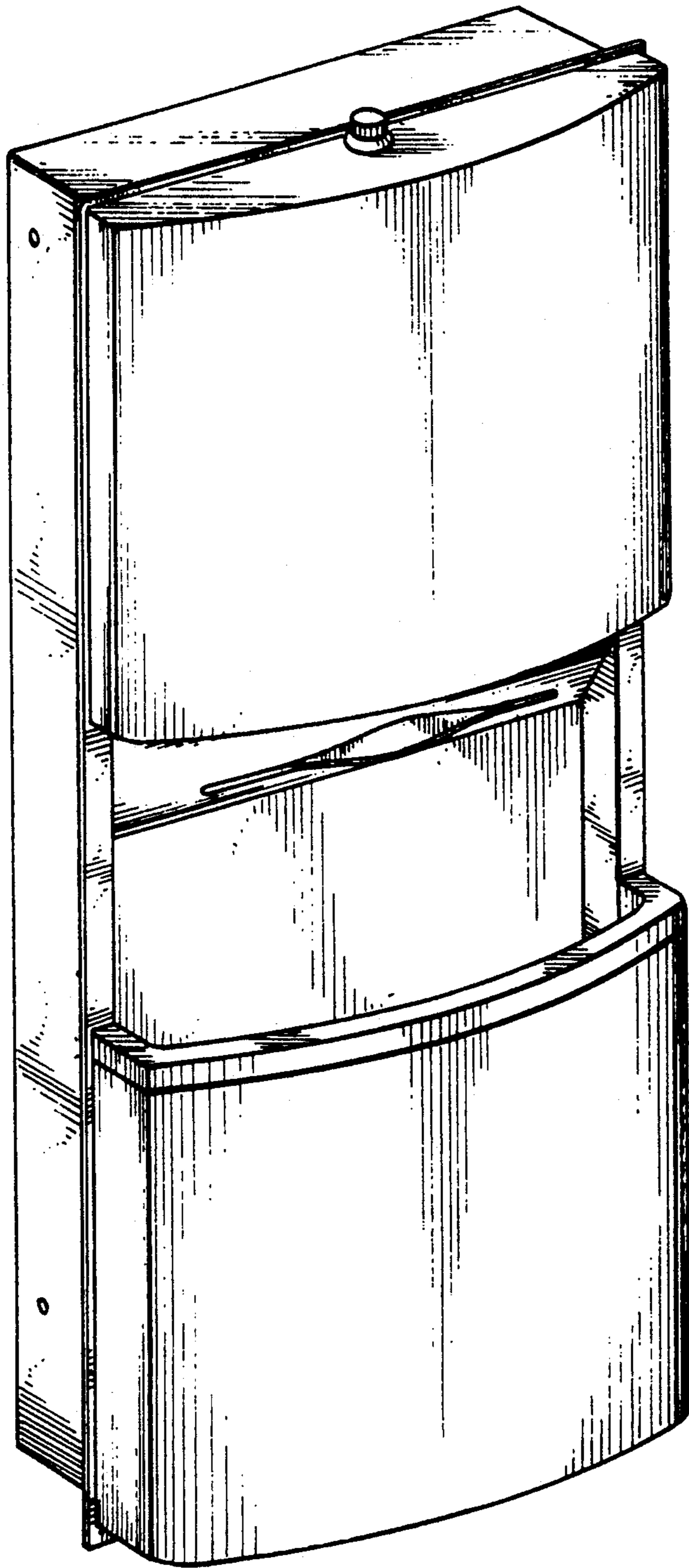


FIG. 1

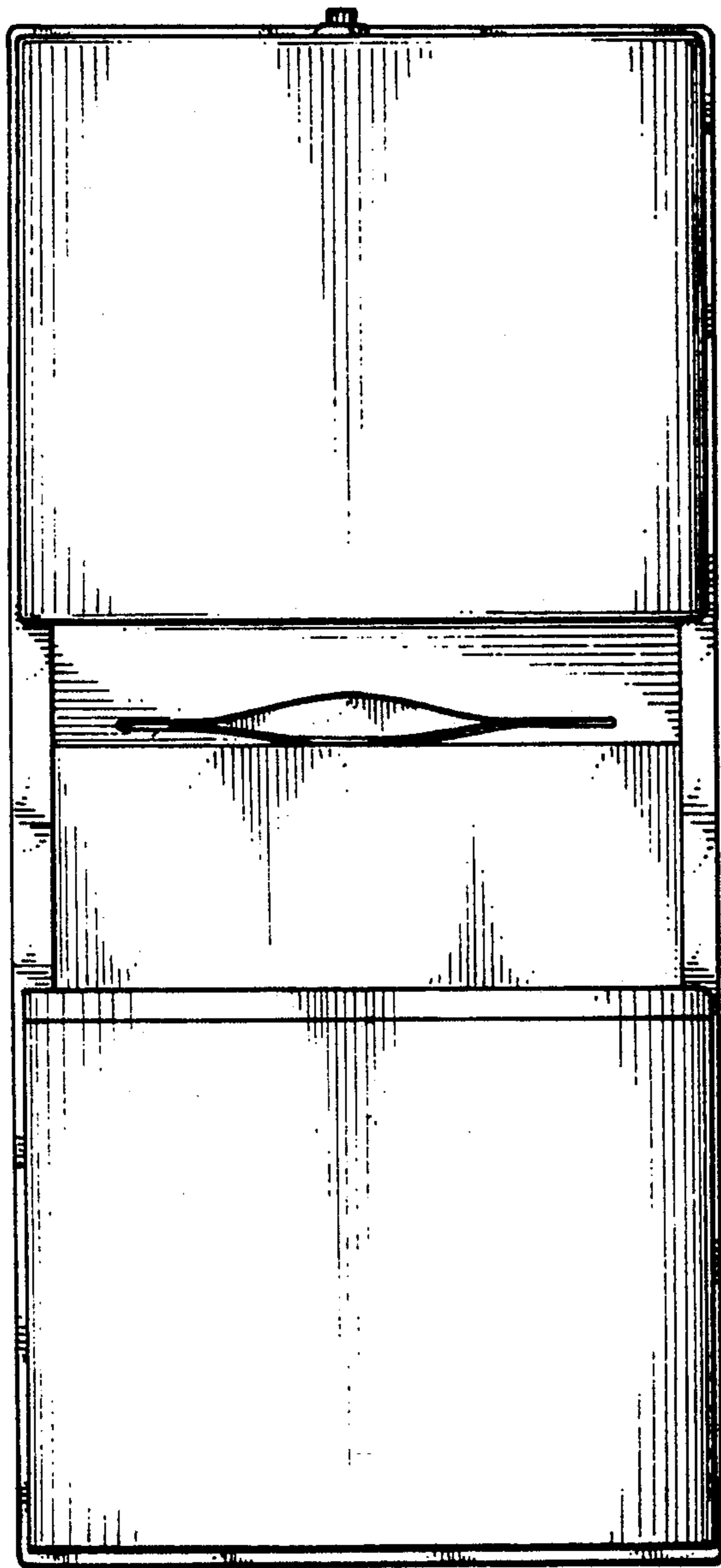


FIG. 2

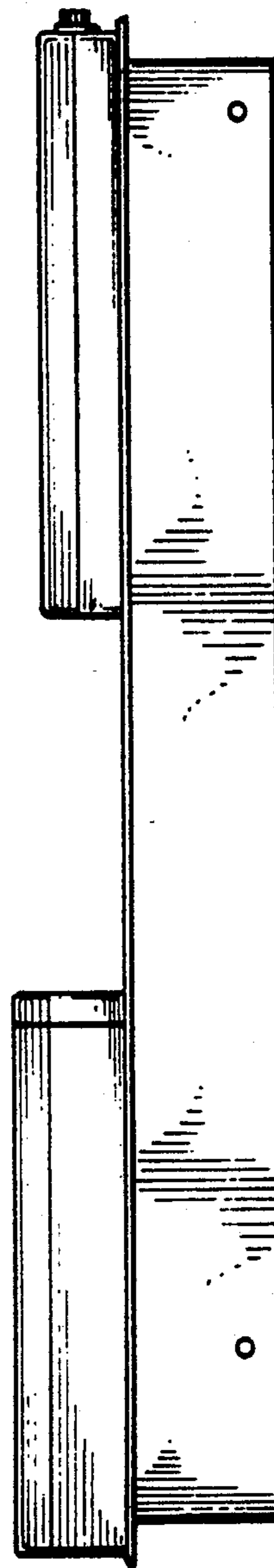


FIG. 3




FIG. 4

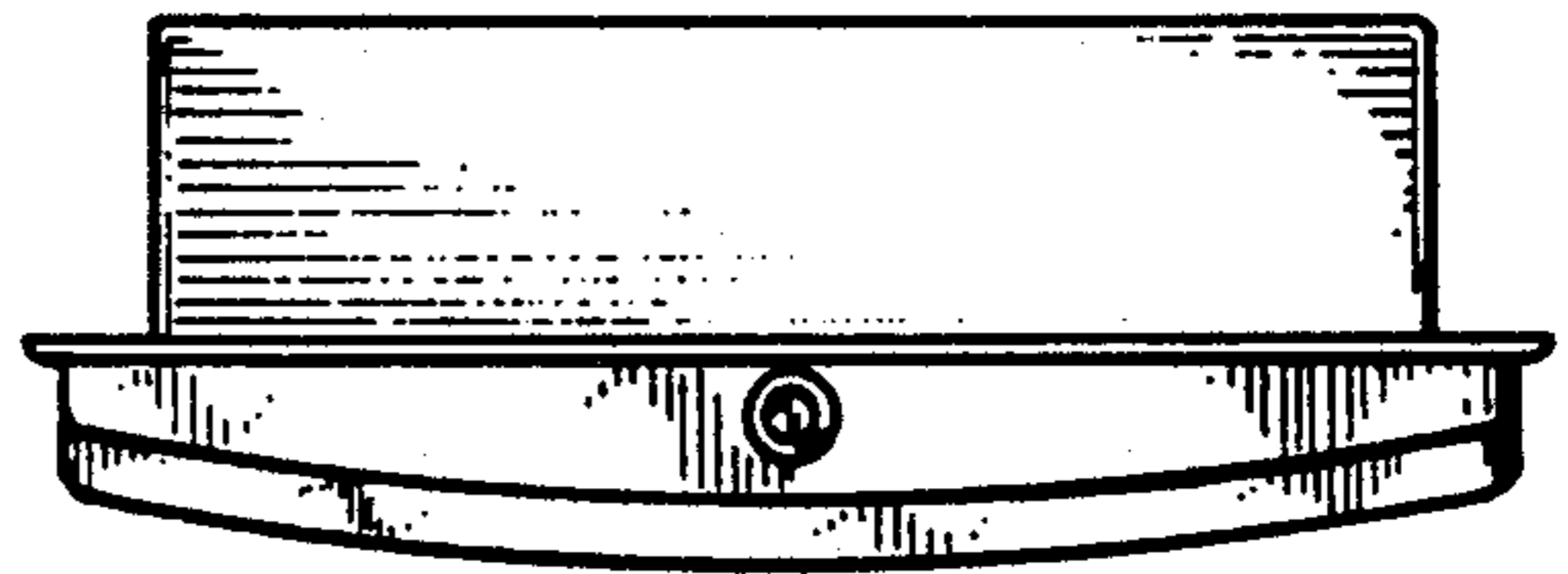


FIG. 5

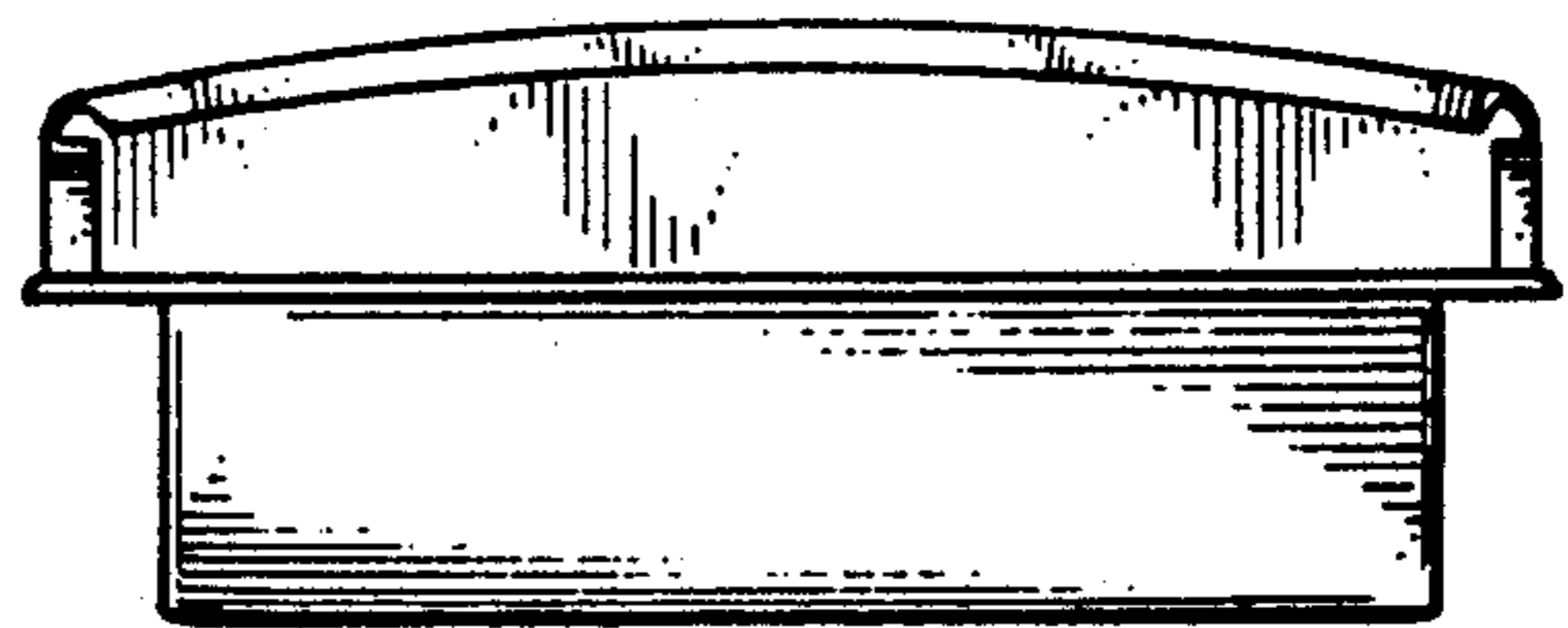


FIG. 6