



US00D338355S

United States Patent [19]

[11] Patent Number: **Des. 338,355**

Wells

[45] Date of Patent: **** Aug. 17, 1993**

[54] **MULTI-MEDIA STORAGE AND DISPLAY UNIT**

4,480,755 11/1984 Cartwright 211/70.6
4,509,648 4/1985 Govanu et al. 211/70.6

[75] Inventor: **Stanleigh Wells, Bridgewater, Conn.**

OTHER PUBLICATIONS

[73] Assignee: **The Croydon Company, Inc.,
Liverpool, N.Y.**

Visual Merchandising & Store Design, p. 229, Jun. 1988, upper left corner.

[**] Term: **14 Years**

Visuaz Merchandising & Store Design, p. 68, Jun. 1989 bottom center and middle right of page.

[21] Appl. No.: **757,492**

View Rite, p. 10, middle right on page.

[22] Filed: **Sep. 11, 1991**

Primary Examiner—Alan P. Douglas

[52] U.S. Cl. **D6/459; D6/457**

Assistant Examiner—Jeffrey Asch

[58] Field of Search **D6/449, 396, 455, 457-461,
D6/473, 474, 466-468; D20/20, 21; 211/70.6,
40, 50, 55**

[57] CLAIM

The ornamental design for a multi-media storage and display unit, as shown and described.

[56] References Cited

DESCRIPTION

U.S. PATENT DOCUMENTS

D. 190,898	7/1961	Goodrich	D20/21
D. 241,899	10/1976	Kingsford	D6/458 X
D. 281,513	11/1985	Ashton	D20/21
339,173	4/1886	Heaton	211/40 X
1,047,840	12/1912	Reynolds	211/55 X
1,106,344	8/1914	Saussure, Jr. et al.	211/55 X

FIG. 1 is a perspective view of a multi-media storage and display unit showing my new design;
FIG. 2 is a front elevational view thereof;
FIG. 3 is a bottom plan view thereof;
FIG. 4 is a top plan view thereof; and,
FIG. 5 is an enlarged fragmentary view with a portion of the top cut away for convenience of illustration.

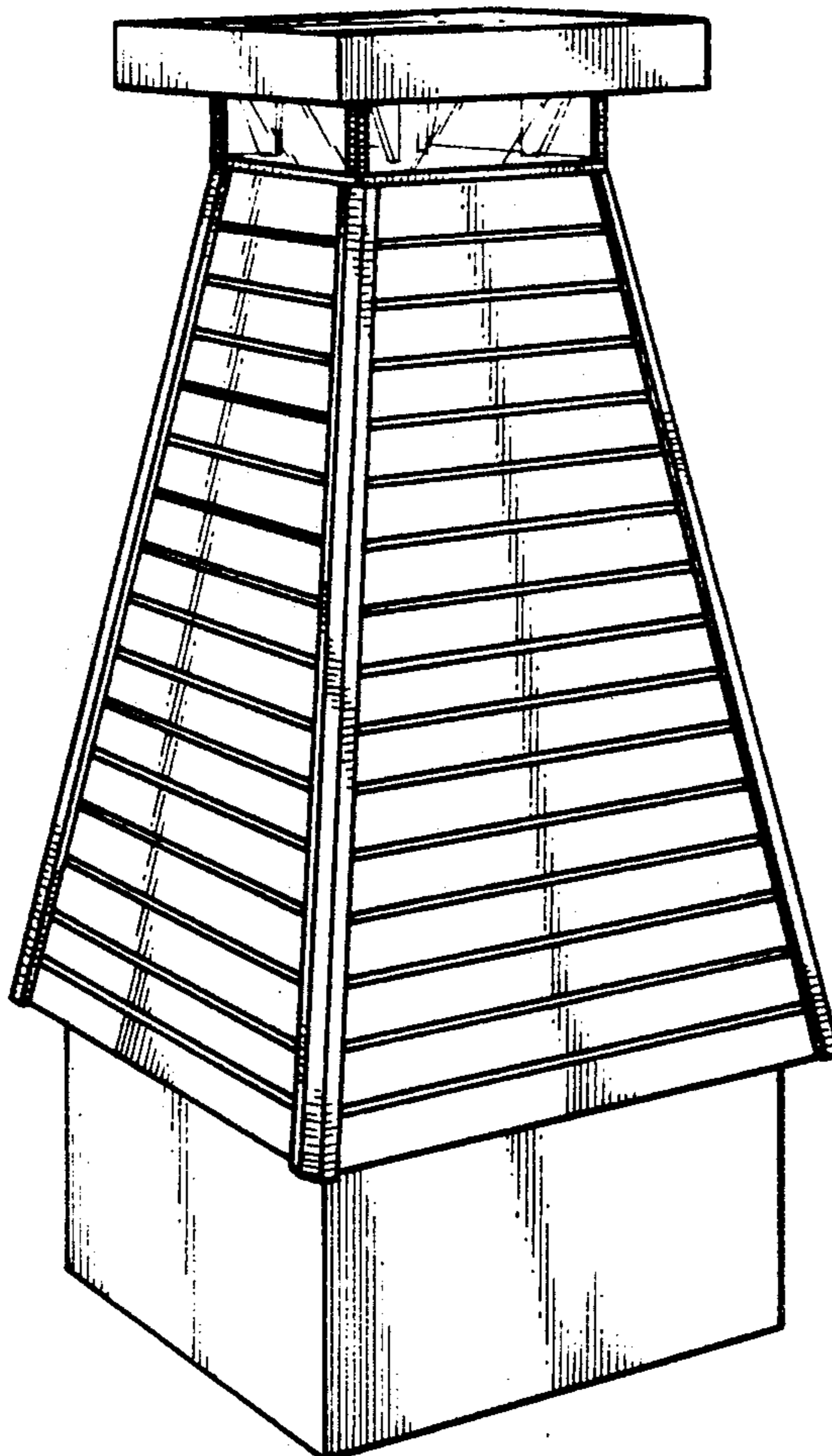


FIG. 1

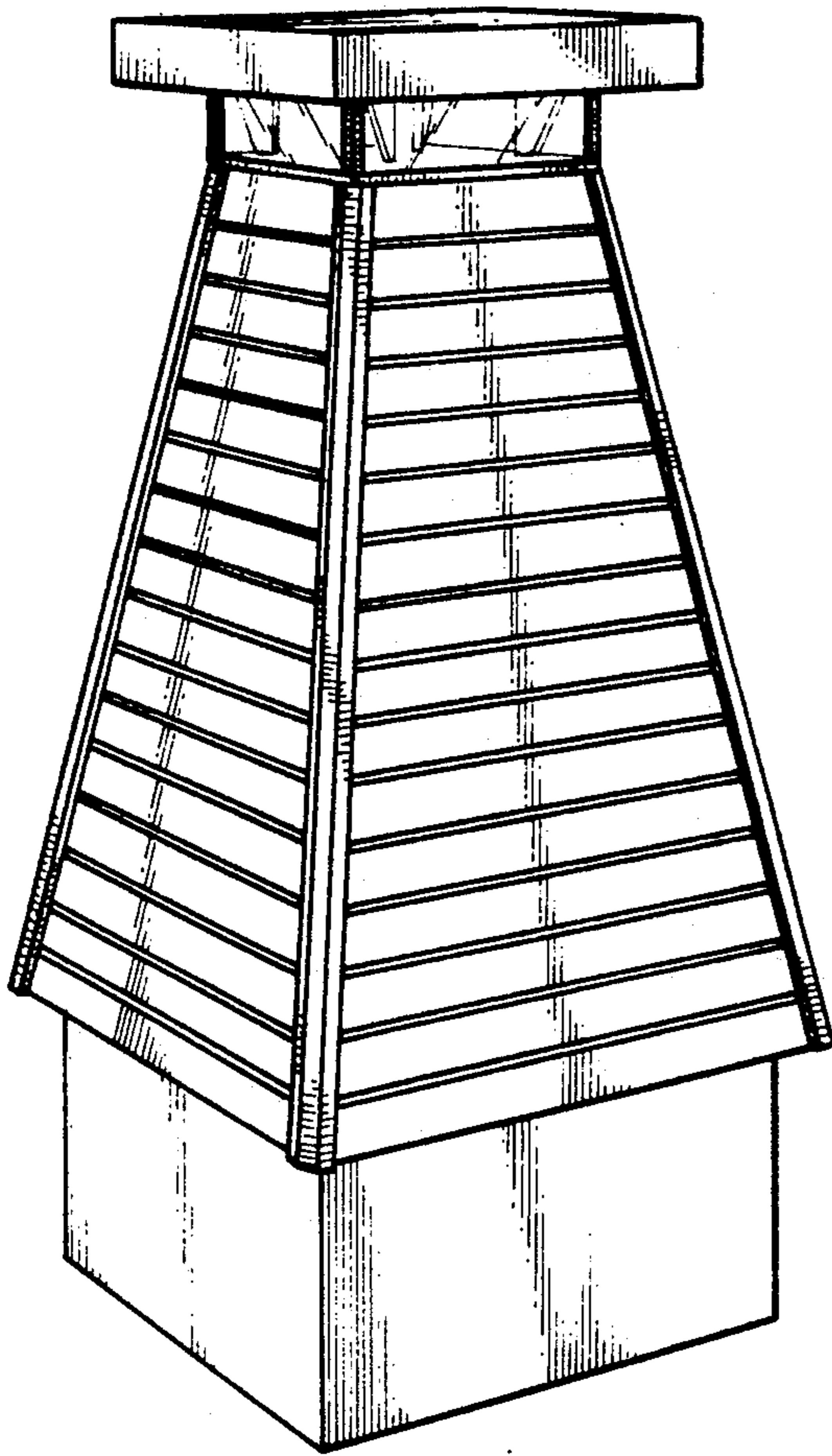


FIG. 2

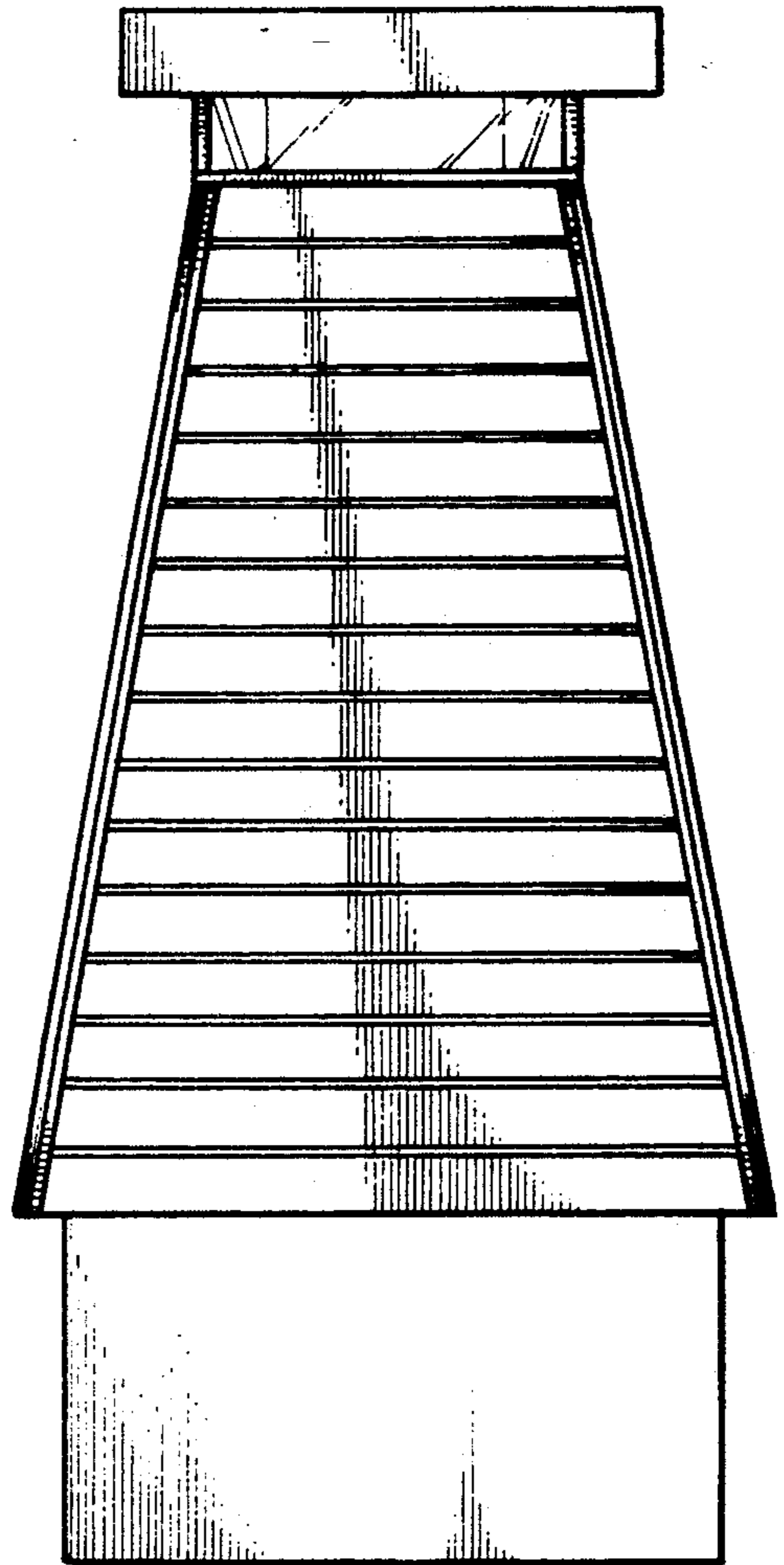


FIG. 3




FIG. 4




FIG. 5

