



US00D338326S

# United States Patent [19]

[11] Patent Number: **Des. 338,326**

**Dolinsky**

[45] Date of Patent: **\*\* Aug. 17, 1993**

[54] **OUTSOLE**

D. 317,076 5/1991 Skinner ..... D2/319

[75] Inventor: **Dennis Dolinsky, Bedminster, N.J.**

### FOREIGN PATENT DOCUMENTS

[73] Assignee: **E.S. Originals, Inc., New York, N.Y.**

346771 4/1931 United Kingdom ..... D2/319

[\*\*] Term: **14 Years**

*Primary Examiner*—Louis S. Zarfes

*Attorney, Agent, or Firm*—Kirschstein, Ottinger, Israel & Schiffmiller

[21] Appl. No.: **653,819**

[22] Filed: **Feb. 11, 1991**

### [57] CLAIM

[52] U.S. Cl. .... **D2/319**

The ornamental design for an outsole, as shown.

[58] Field of Search ..... D2/264, 265, 268, 308-310,  
D2/312-314, 318-323; 36/25 R, 28, 29, 32 R,  
43-45, 83, 84, 89, 101-107, 112-114, 132, 136,  
10.5, 11

### DESCRIPTION

### [56] References Cited

#### U.S. PATENT DOCUMENTS

D. 77,029 11/1928 Richter et al. .... D2/319  
D. 316,929 5/1991 Ullman ..... D2/318

FIG. 1 is a top plan view of an outsole showing my new design;

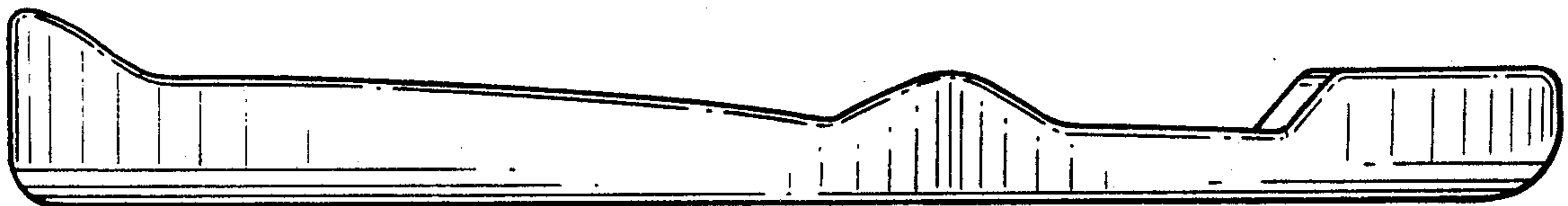
FIG. 2 is a right side view thereof;

FIG. 3 is a front view thereof;

FIG. 4 is a rear view thereof;

FIG. 5 is a left side view thereof; and,

FIG. 6 is a bottom plan view thereof.



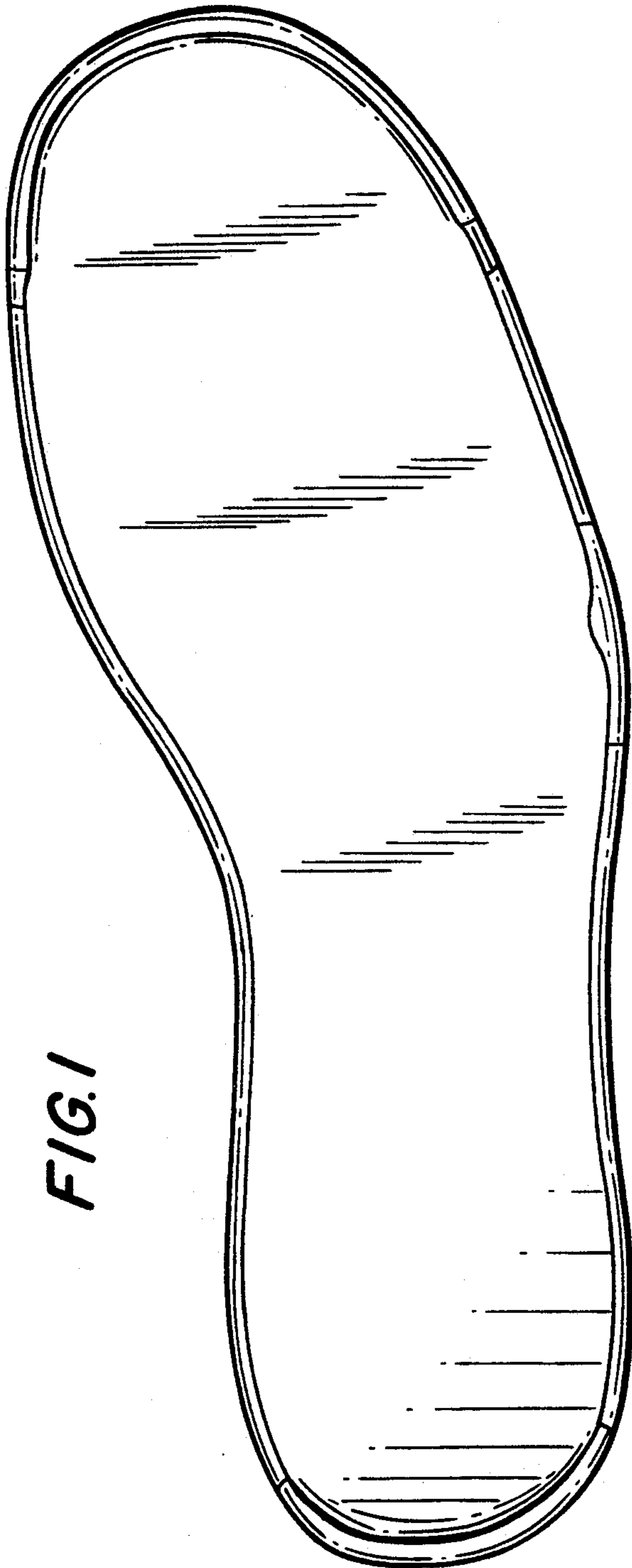


FIG. 1

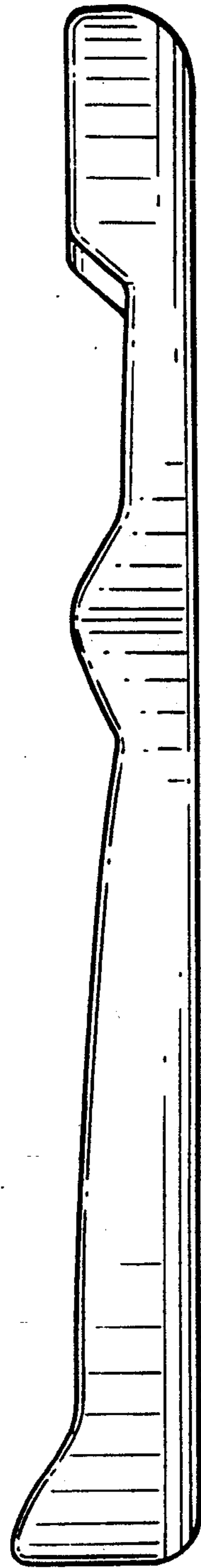
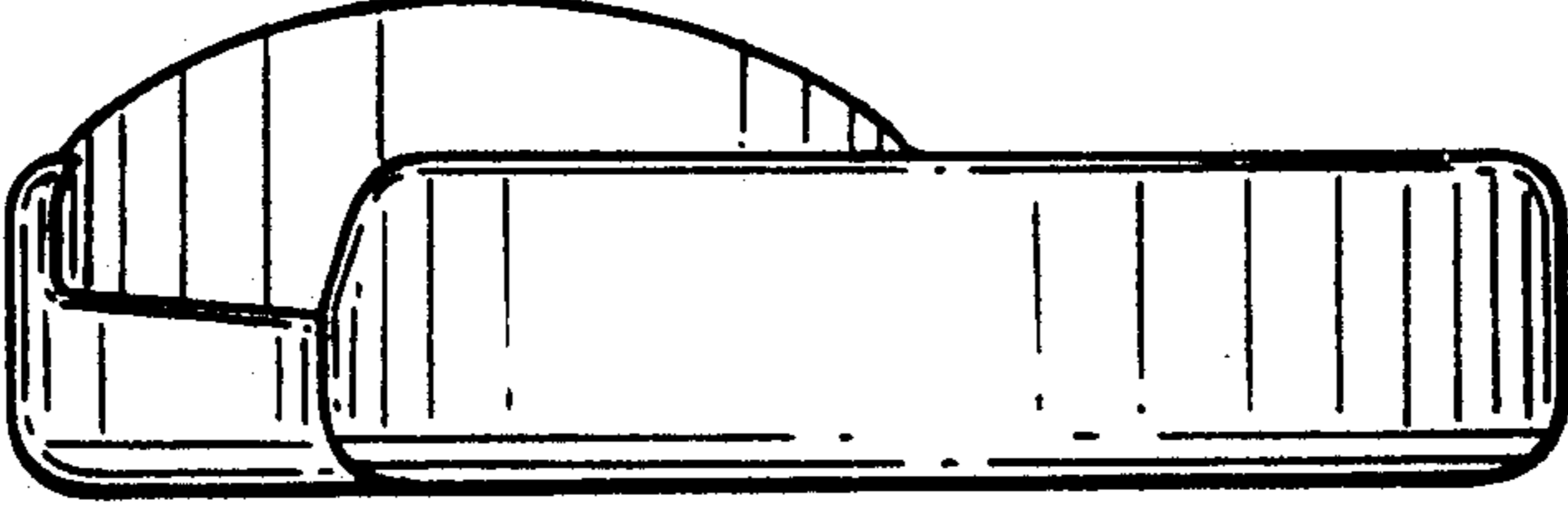
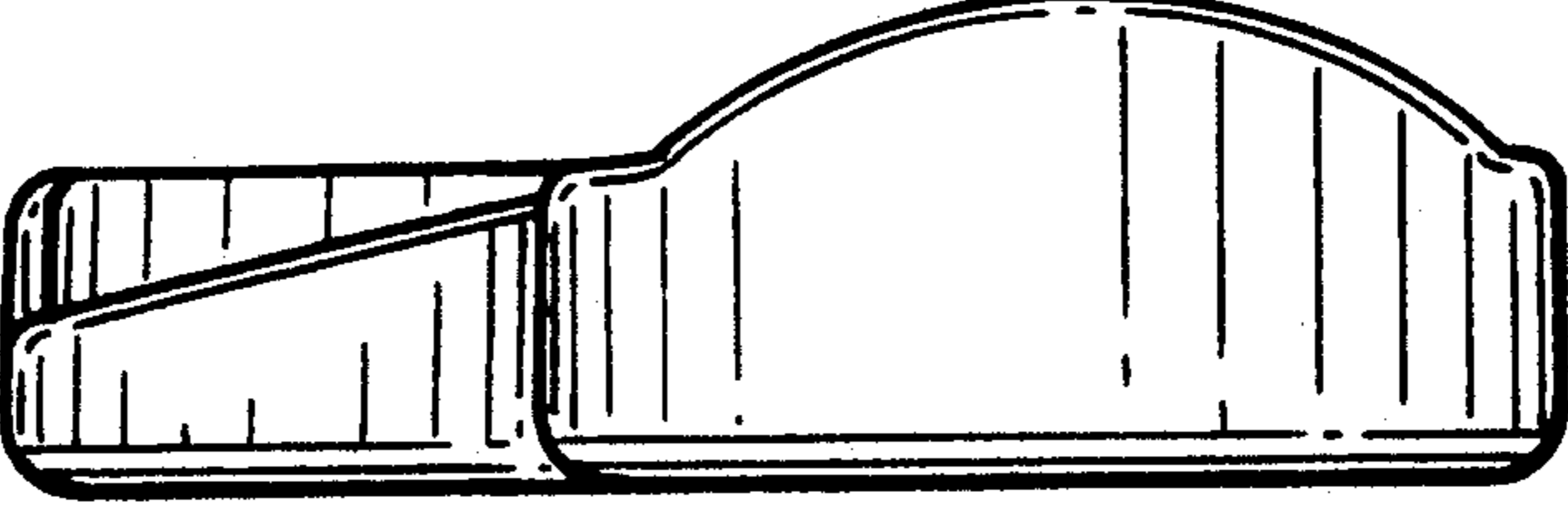


FIG. 2



**FIG. 3**

**FIG. 4**



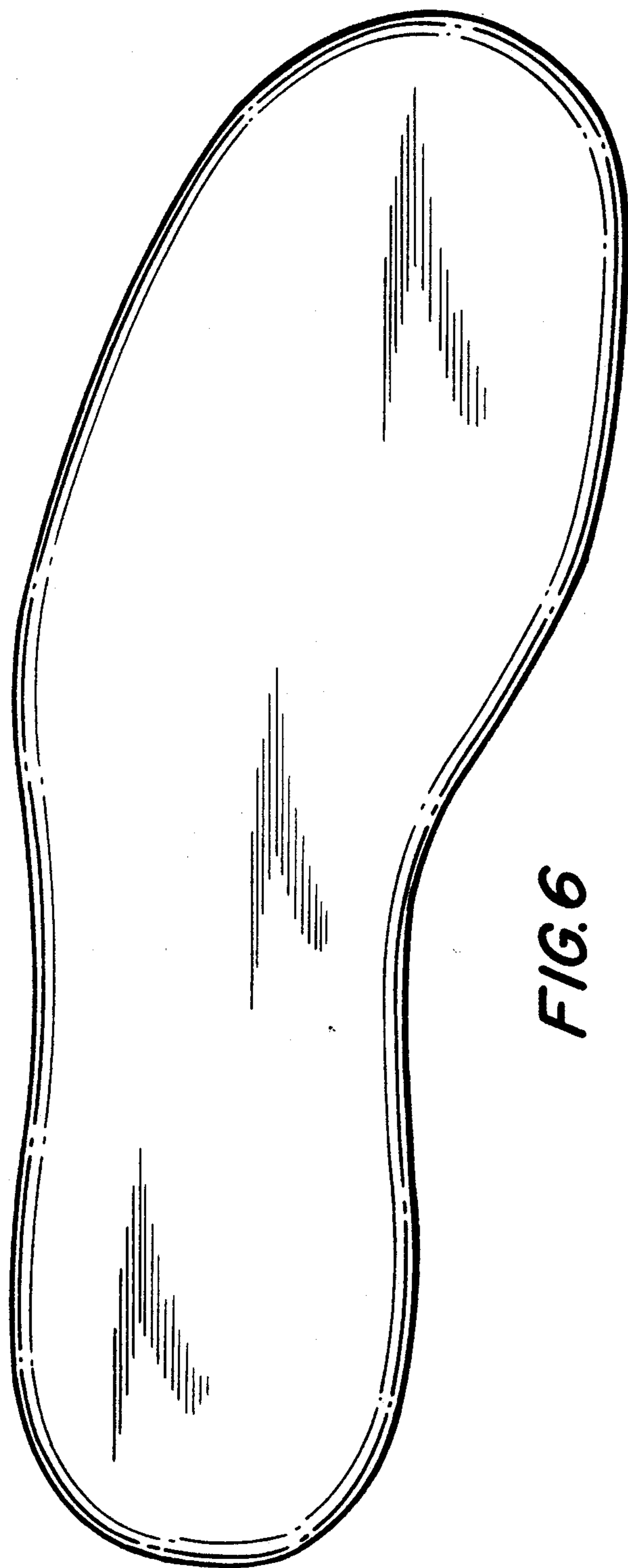


FIG. 6




FIG. 5