



US00D338309S

# United States Patent [19]

[11] Patent Number: **Des. 338,309**

Johnson et al.

[45] Date of Patent: **\*\* Aug. 10, 1993**

[54] **BARRIER PANEL FOR ESCALATORS**

[75] Inventors: **Gerald E. Johnson**, Farmington;  
**James A. Rivera**, Bristol; **Arthur McClement**, Burlington, all of Conn.

[73] Assignee: **Otis Elevator Company**, Farmington, Conn.

[\*\*] Term: **14 Years**

[21] Appl. No.: **764,405**

[22] Filed: **Sep. 23, 1991**

[52] U.S. Cl. .... **D34/30; D34/28**

[58] Field of Search ..... **D34/28, 29, 30; 198/321, 322, 323, 324, 325, 326**

[56] **References Cited**

**FOREIGN PATENT DOCUMENTS**

1500609 8/1989 U.S.S.R. .... 198/323

*Primary Examiner*—Kay H. Chin  
*Attorney, Agent, or Firm*—William W. Jones; Richard D. Getz

[57] **CLAIM**

The ornamental design for a barrier panel for escalators, as shown and described.

**DESCRIPTION**

FIG. 1 is a perspective view of a barrier panel for escalators showing our new design with the broken lines being for illustrative purposes only and forming no part of the claimed design;

FIG. 2 is a perspective view thereof;

FIG. 3 is a front elevational view thereof;

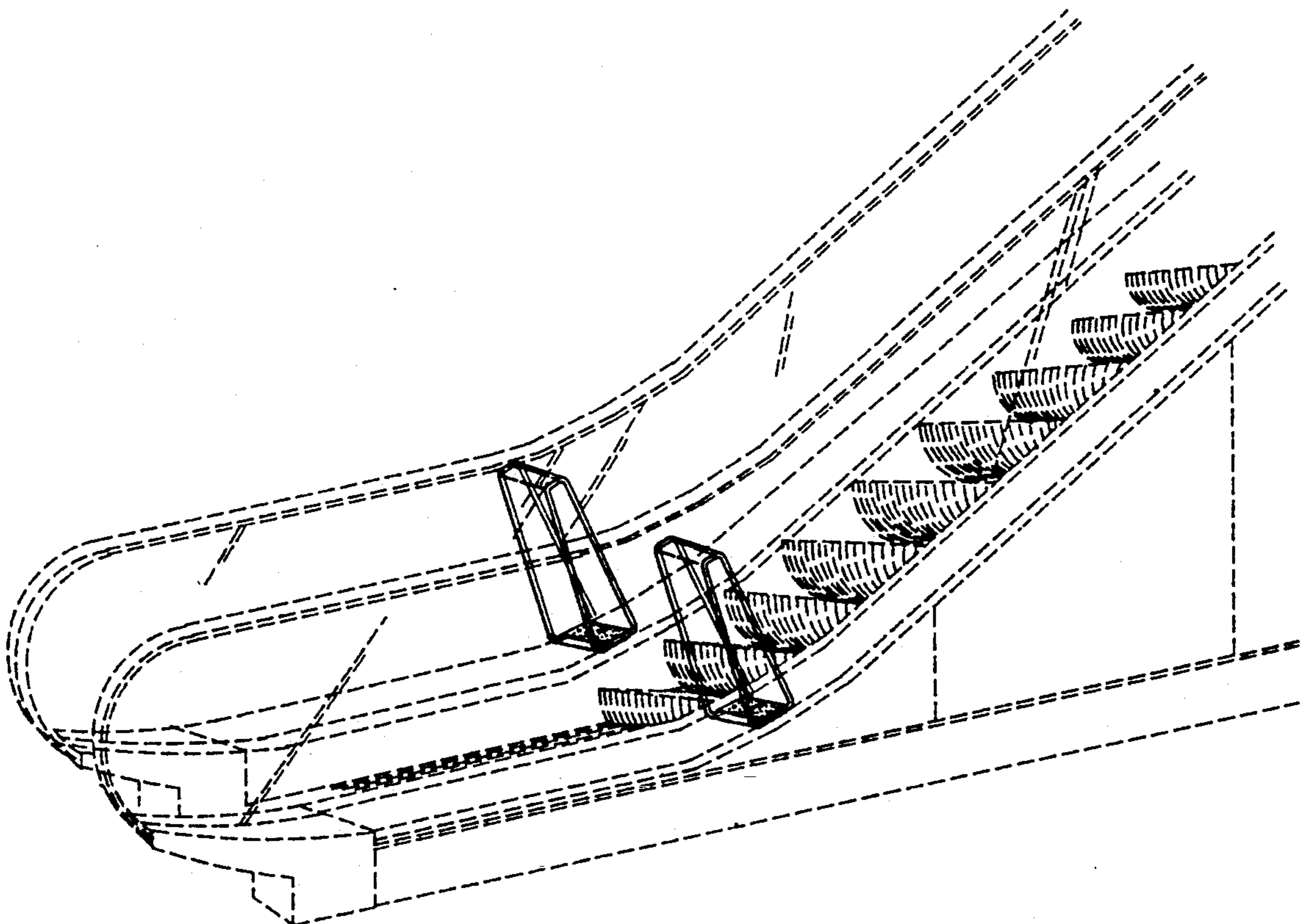
FIG. 4 is a right side elevational view thereof;

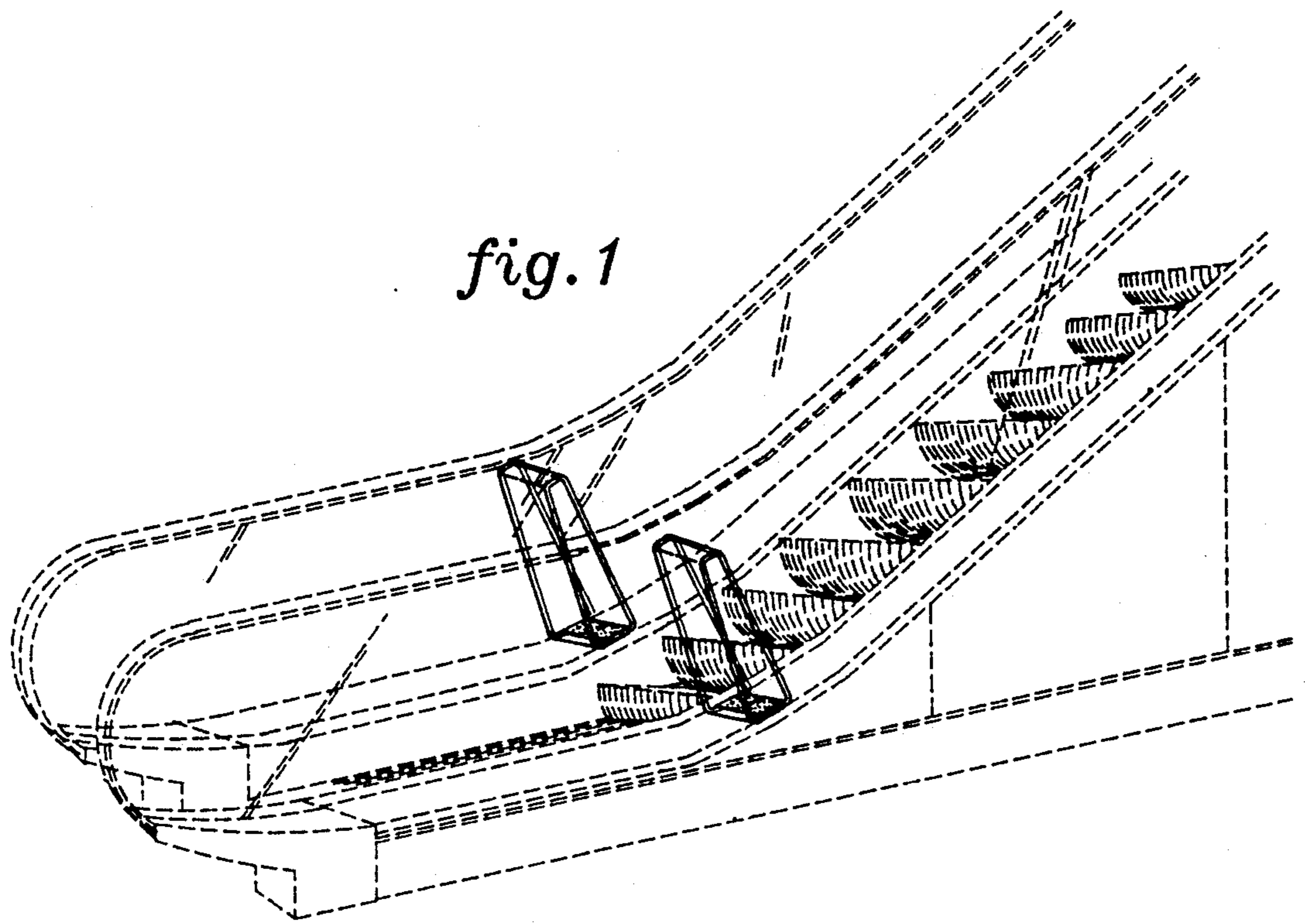
FIG. 5 is a top plan view thereof;

FIG. 6 is a bottom plan view thereof;


FIG. 7 is a back elevational view thereof; and,

FIG. 8 is a left side elevational view thereof.






*fig. 1*

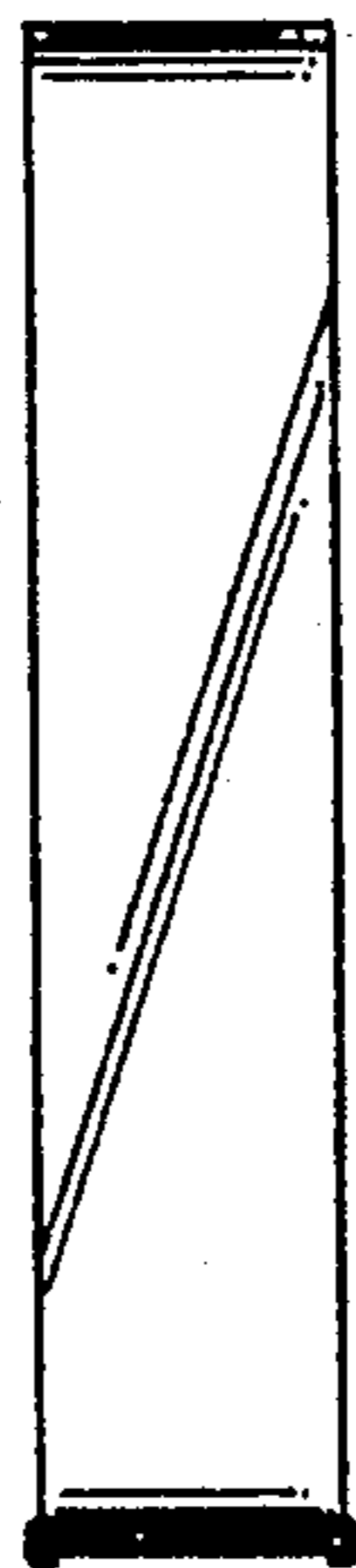


*fig. 2*


*fig. 5*



*fig. 3*



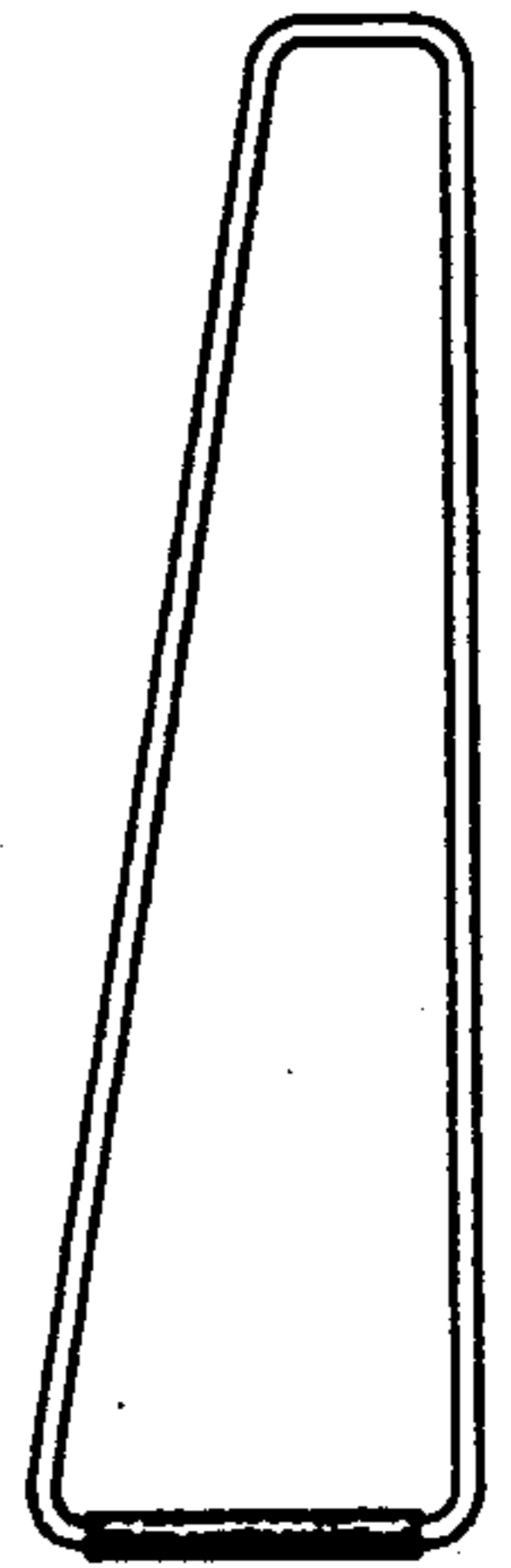
*fig. 4*



*fig. 7*



*fig. 8*



*fig. 6*

