



US00D338300S

United States Patent [19]

[11] Patent Number: **Des. 338,300**

Kolada

[45] Date of Patent: **** Aug. 10, 1993**

[54] **ADAPTER SHIM FOR KITCHEN SINK BASKETS**

2,045,965	6/1936	Rosen	D32/55 X
2,691,237	10/1954	Heim	4/640
2,923,025	2/1960	Liftman	4/657 X
4,316,296	2/1982	Lubin	4/656 X
5,181,285	1/1993	Kolada	4/657

[75] Inventor: **Paul P. Kolada, Bexley, Ohio**

[73] Assignee: **American Standard Inc., New York, N.Y.**

[**] Term: **14 Years**

*Primary Examiner—James R. Largen
Attorney, Agent, or Firm—Blum Kaplan*

[21] Appl. No.: **687,529**

[57] **CLAIM**

[22] Filed: **Apr. 19, 1991**

The ornamental design for an adapter shim for kitchen sink baskets, as shown and described.

[52] U.S. Cl. **D32/55; D32/54**

DESCRIPTION

[58] Field of Search **D23/271-275, D23/284-294, 303-308; D32/53-57; 4/580, 619, 630-636, 639, 640, 642, 650-650, DIG. 8**

FIG. 1 is a top, front and left side perspective view of an adapter shim for kitchen sink baskets showing my new design;

[56] **References Cited**

U.S. PATENT DOCUMENTS

D. 187,290	2/1960	Miller	D32/55
D. 287,175	12/1986	Gecchelin	D32/55
D. 300,970	5/1989	Walker	D32/54

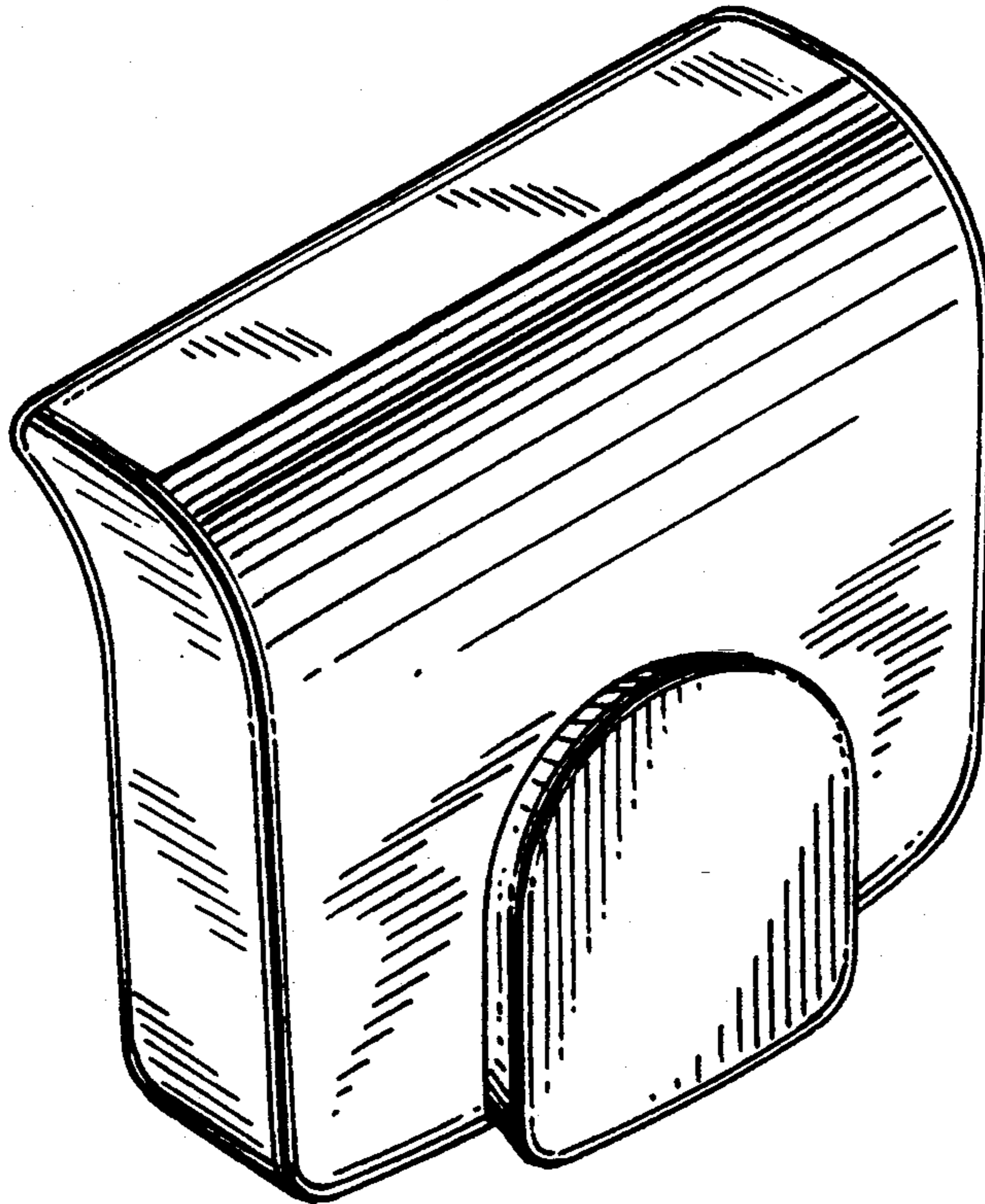
FIG. 2 is a top plan view thereof;

FIG. 3 is a front elevational view thereof;

FIG. 4 is a right side elevational view thereof, the left side being the same as the right side; and

FIG. 5 rear elevational view thereof; and,

FIG. 6 is a bottom plan view thereof.






FIG. 1

FIG. 2




FIG. 3

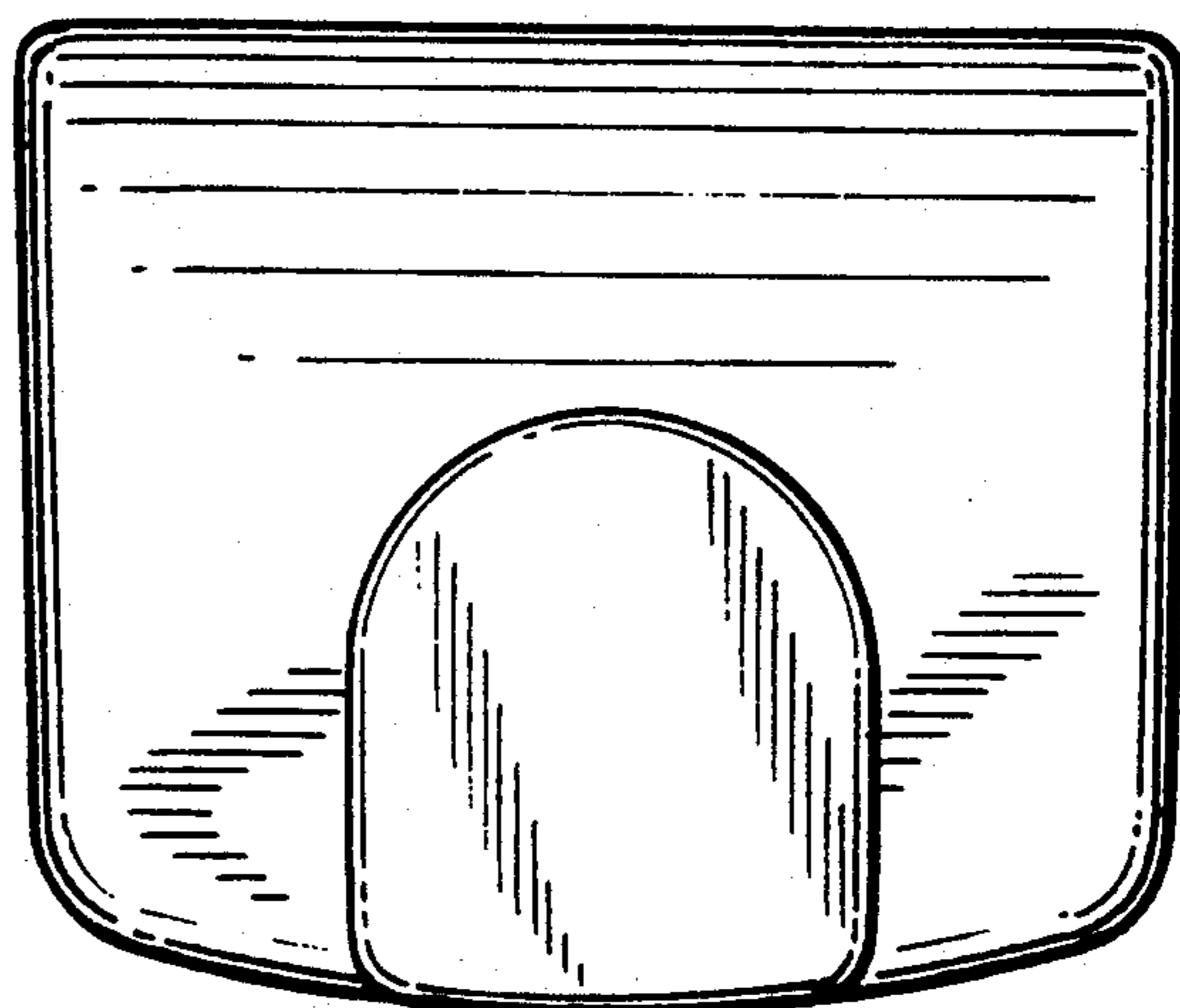


FIG. 4


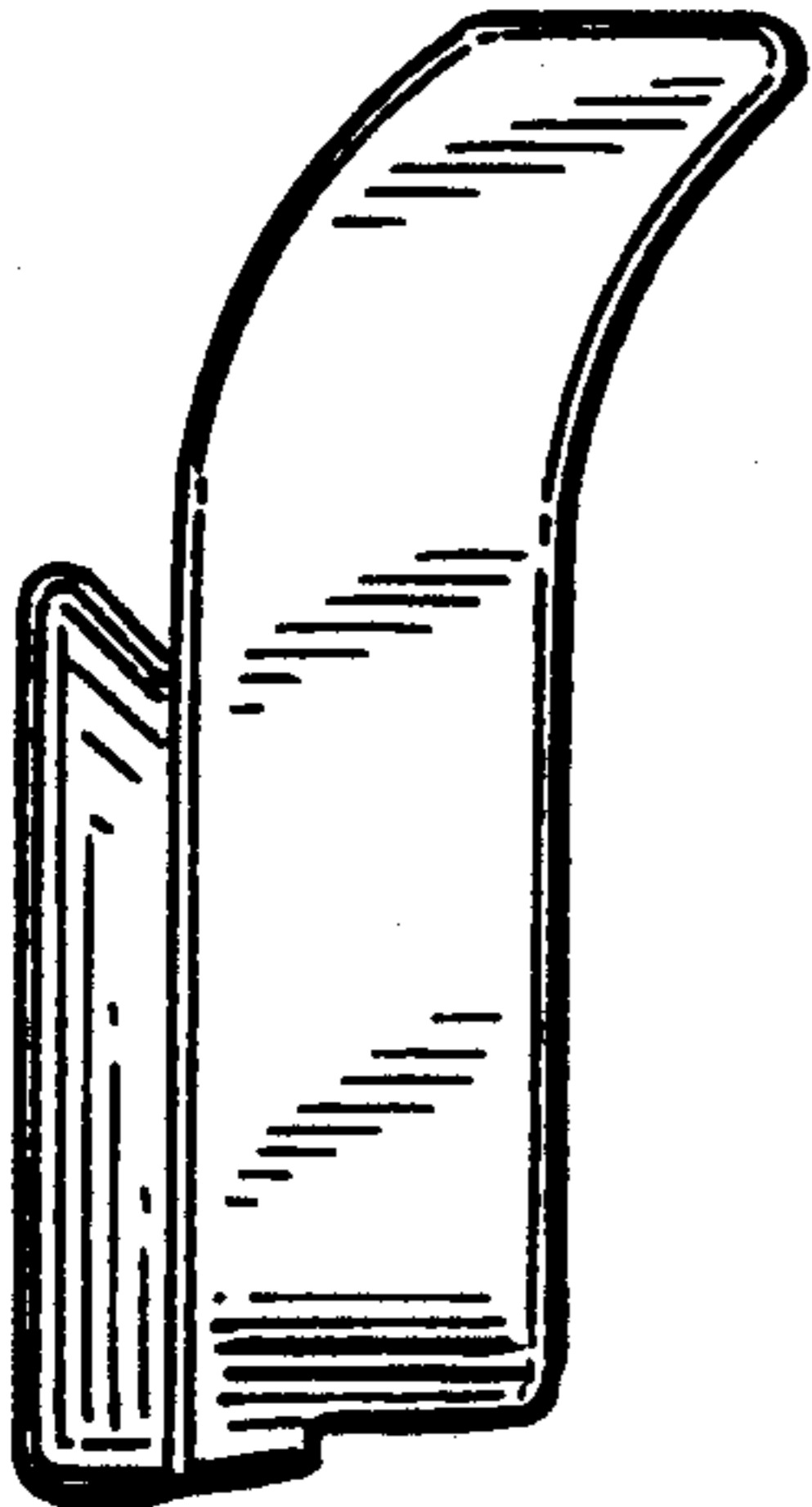


FIG. 5

FIG. 6

