



US00D338297S

# United States Patent [19]

[11] Patent Number: **Des. 338,297**

Singarella

[45] Date of Patent: **\*\* Aug. 10, 1993**

[54] **COMBINED SPONGE, SQUEEGEE, AND FLUID DISPENSING CONTAINER WITH CAP**

[76] Inventor: **Christopher F. Singarella, 56 Middle Rd., Ellington, Conn. 06279**

[\*\*] Term: **14 Years**

[21] Appl. No.: **653,809**

[22] Filed: **Feb. 11, 1991**

[52] U.S. Cl. .... **D32/42; D32/45; D4/114; D4/118**

[58] Field of Search ..... **D4/114, 116, 118-119, D4/121, 137, 199; D9/337-338, 300; D32/35, 40-43, 45; 15/105-106, 111, 114, 117, 121, 236.01, 236.02, 244.1, 244.4, 245**

[56] **References Cited**

**U.S. PATENT DOCUMENTS**

402,814	5/1889	Draper .....	401/137
2,707,292	5/1955	Lustbader .....	15/105
2,741,789	4/1956	Ray .....	401/139

2,859,463	11/1958	Hirsch .....	401/139
2,886,839	5/1959	Leopoldi .....	401/139
3,011,499	12/1961	Tajan .....	401/139
3,137,885	3/1963	Hulsh .....	401/190
3,722,021	3/1973	Brainerd et al. ....	401/190
3,979,163	9/1976	Beard .....	401/139

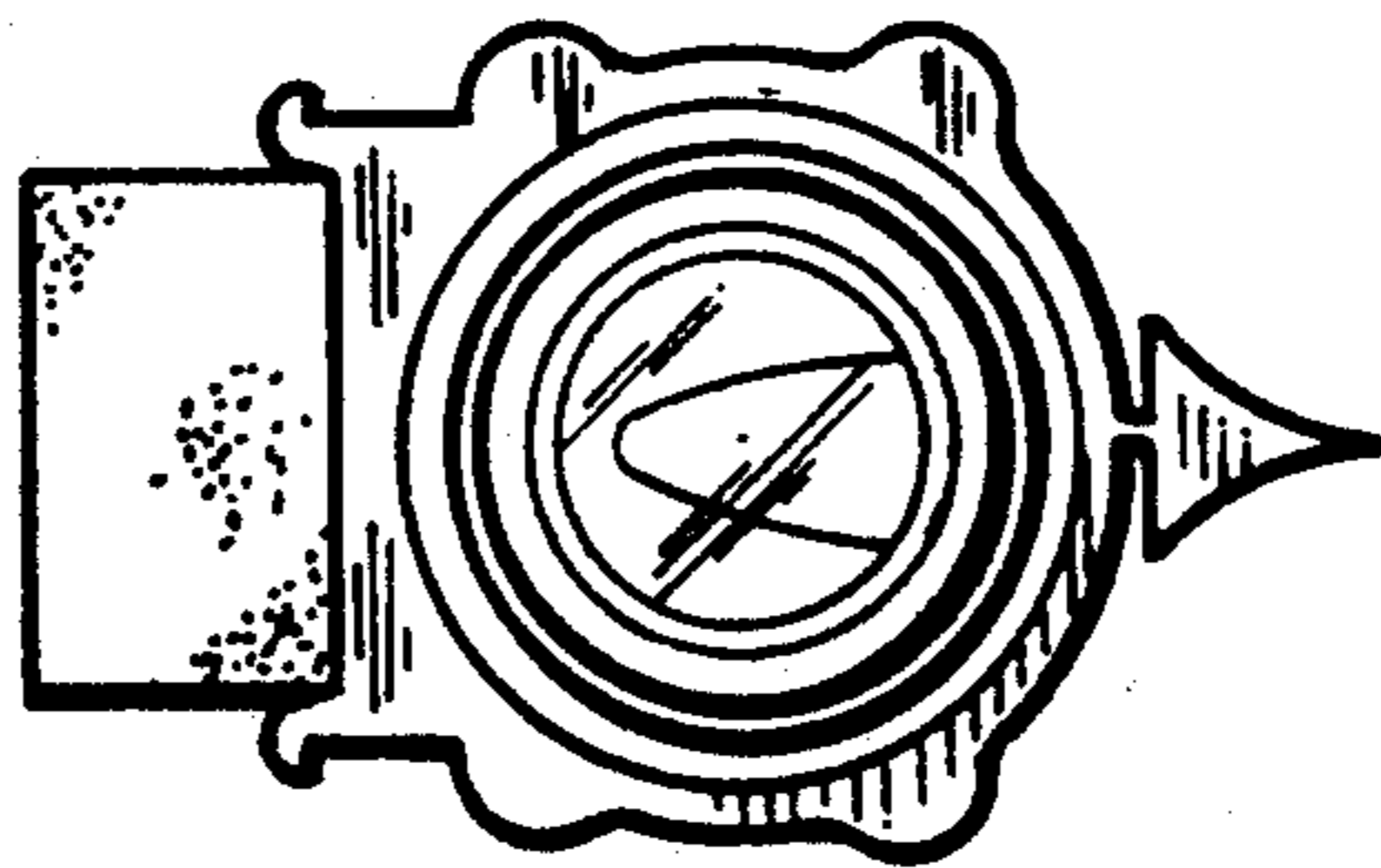

*Primary Examiner*—Wallace R. Burke  
*Assistant Examiner*—Lavone D. Tabor  
*Attorney, Agent, or Firm*—Fishman, Dionne & Cantor

[57] **CLAIM**

The ornamental design for a combined sponge, squeegee, and fluid dispensing container with cap, as shown and described.

**DESCRIPTION**

FIG. 1 is a perspective view of the combined sponge, squeegee, and fluid dispensing container with cap showing our new design;  
FIG. 2 is a side view thereof;  
FIG. 3 is a top view thereof;  
FIG. 4 is a bottom view thereof;  
FIG. 5 is a rear view thereof; and,  
FIG. 6 is a front view thereof.






FIG. 1

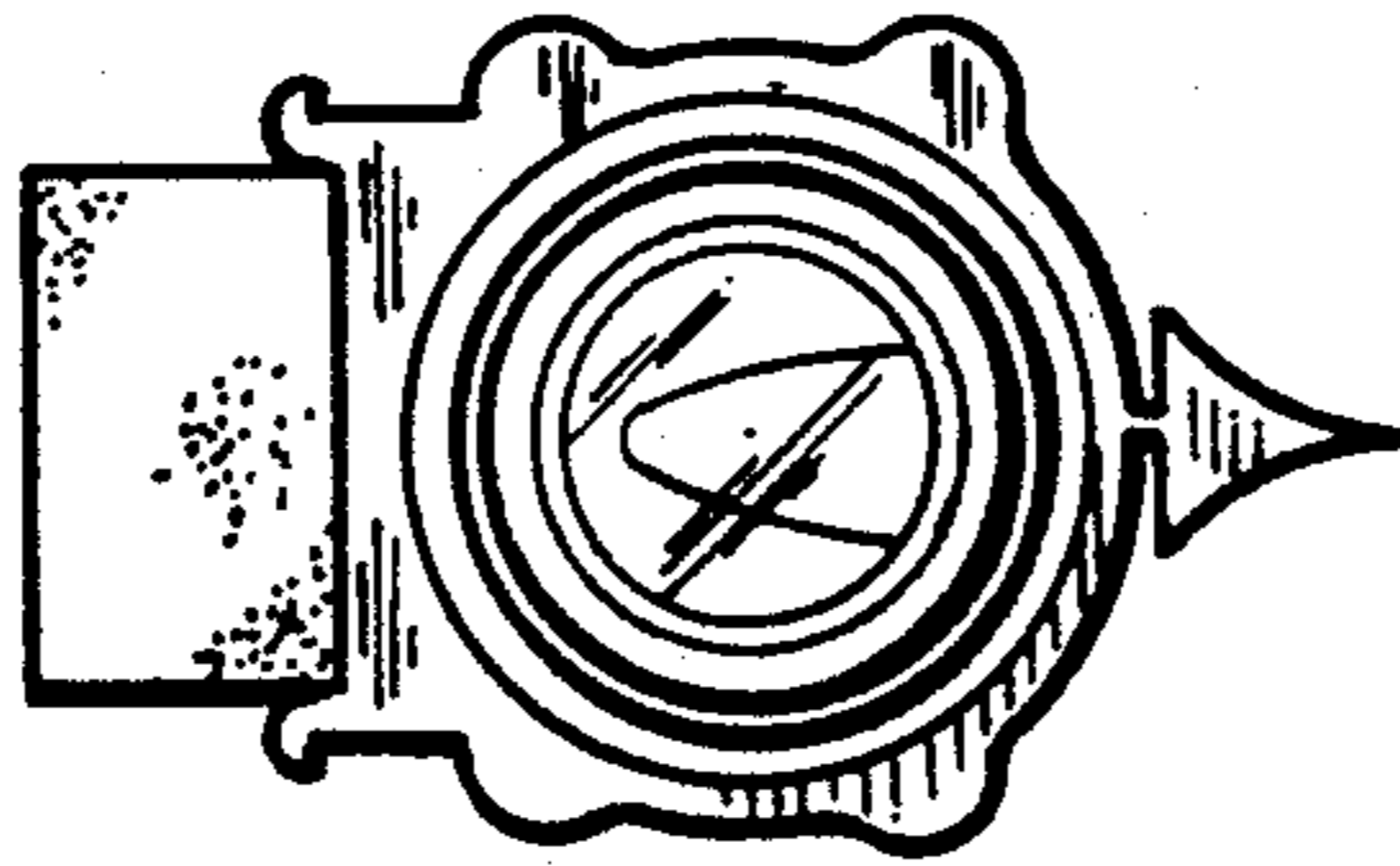


FIG. 3




FIG. 5

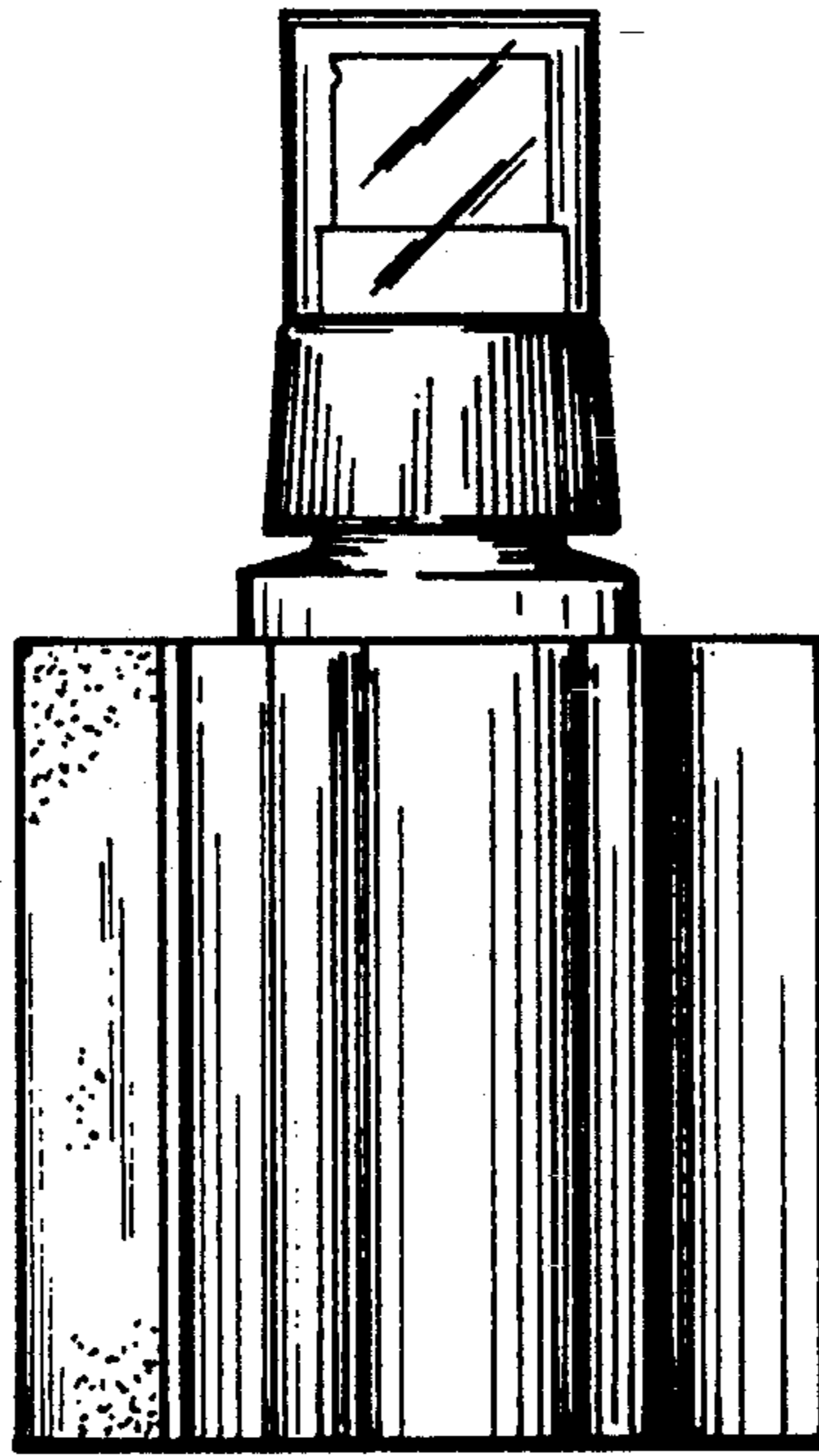


FIG. 2

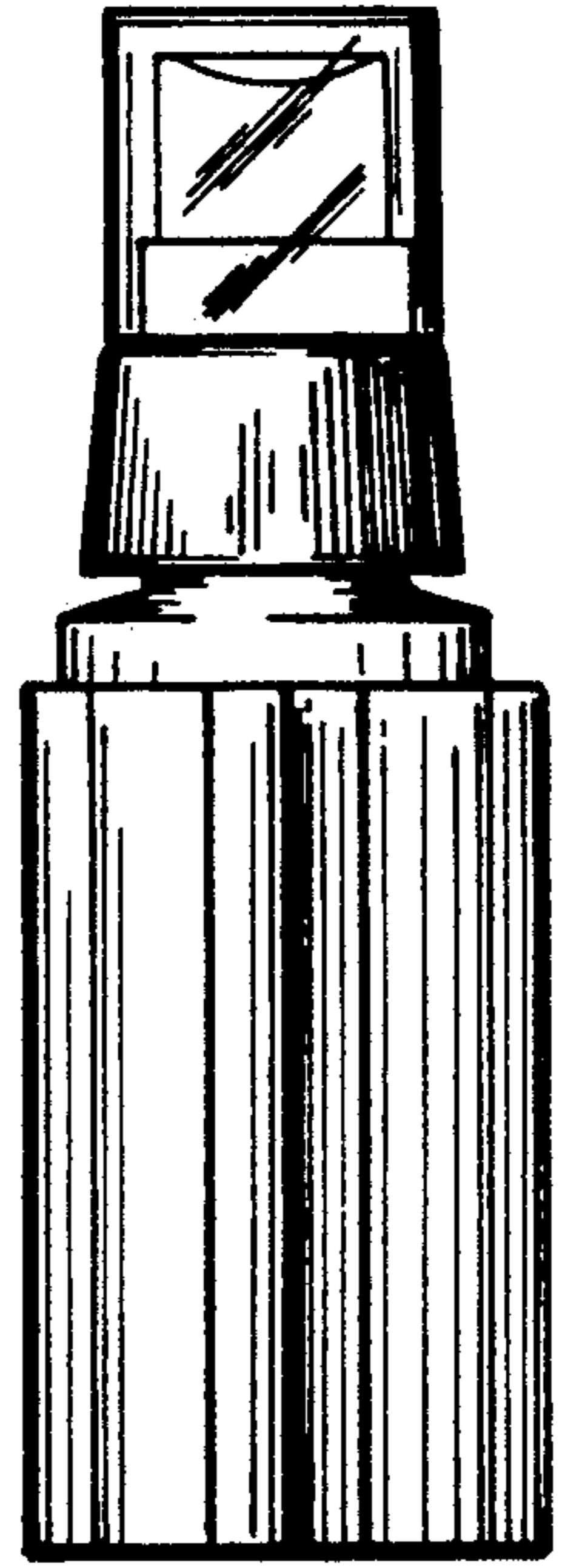


FIG. 6

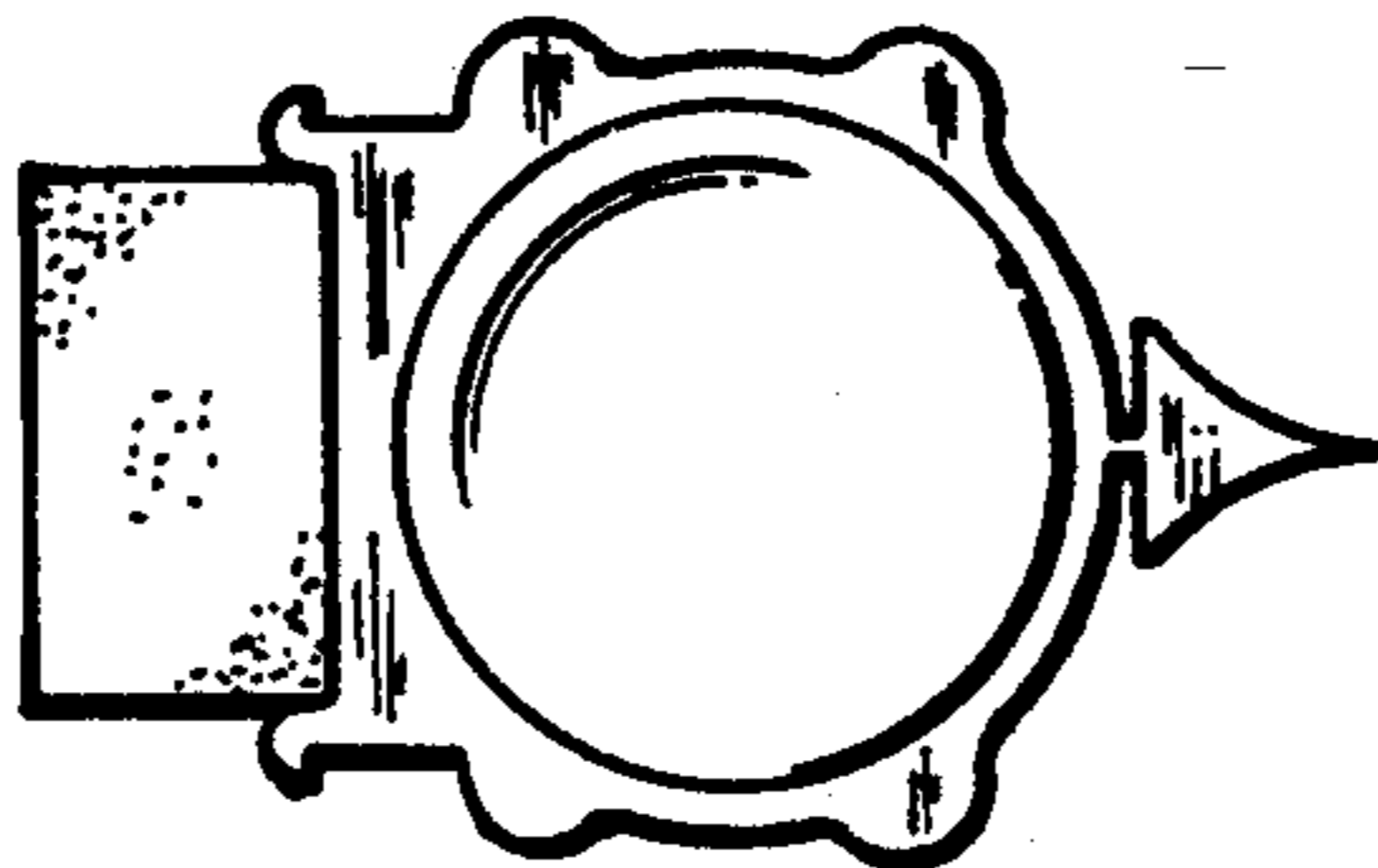


FIG. 4