



US00D338295S

United States Patent [19]

[11] Patent Number: **Des. 338,295**

Kieft

[45] Date of Patent: **** Aug. 10, 1993**

- [54] **SUCTION CLEANER UPPER PORTION**
- [75] Inventor: **Milton G. Kieft**, North Canton, Ohio
- [73] Assignee: **The Hoover Company**, North Canton, Ohio
- [**] Term: **14 Years**
- [21] Appl. No.: **884,983**
- [22] Filed: **May 18, 1992**

- D. 307,658 5/1990 Ikeda D32/22
- D. 309,806 8/1990 Chieda et al. D32/22
- D. 313,681 1/1991 McKnight D32/22
- D. 314,260 1/1991 Lee D32/22
- D. 316,167 4/1991 Petralia et al. D32/22
- 5,014,388 5/1991 Schiazza et al. 15/339

OTHER PUBLICATIONS

Hoover Innovation cleaner Model U5045, Dec. 1987.

Primary Examiner—Ruth McInroy

Related U.S. Application Data

- [62] Division of Ser. No. 671,297, Mar. 18, 1991, Pat. No. D. 328,372.
- [52] U.S. Cl. **D32/31**
- [58] Field of Search **D32/22, 32-33; 15/350, 351, 320, 321, 322, 412, 339**

[57] CLAIM

The ornamental design for a suction cleaner upper portion, as shown and described.

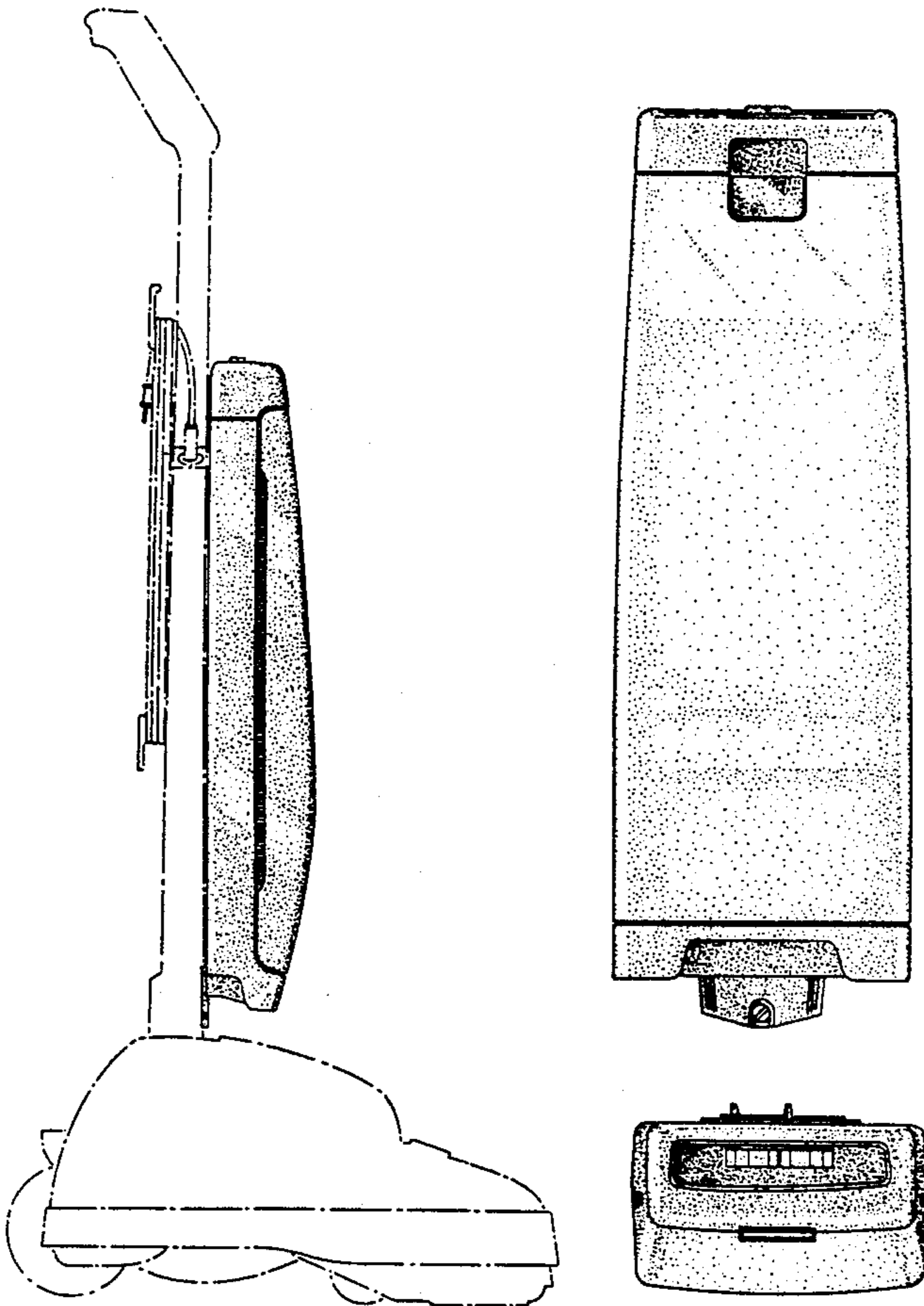
DESCRIPTION

FIG. 1 is a left side elevational view of a suction cleaner upper portion showing my new design; FIG. 2 is an enlarged front elevational view thereof; FIG. 3 is an enlarged right side elevational view thereof; FIG. 4 is an enlarged rear elevational view thereof; FIG. 5 is an enlarged top plan view thereof; and, FIG. 6 is an enlarged bottom plan view thereof. The portion of the vacuum cleaner shown in broken lines in FIG. 1 is shown for illustrative purposes only and forms no part of the claimed design.

[56] References Cited

U.S. PATENT DOCUMENTS

- D. 157,708 3/1950 Sherrer .
- D. 198,436 6/1964 Gantz D9/2
- D. 248,762 8/1978 Burgess et al. .
- D. 292,335 10/1987 Wareham et al. D32/22
- D. 293,727 1/1988 Wareham et al. D32/22
- D. 295,770 5/1988 Hilton D21/122
- D. 299,176 12/1988 Bowerman et al. D32/22



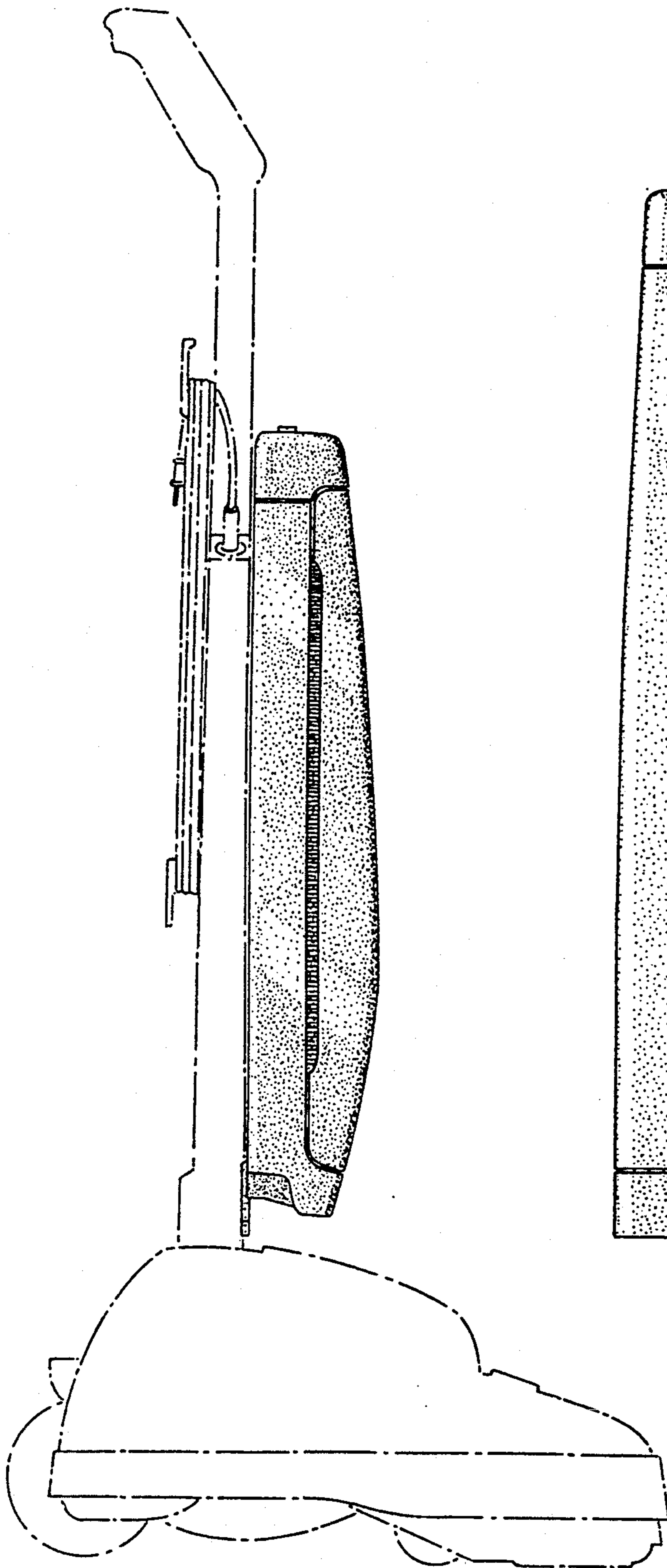


FIG.- 1




FIG.- 2

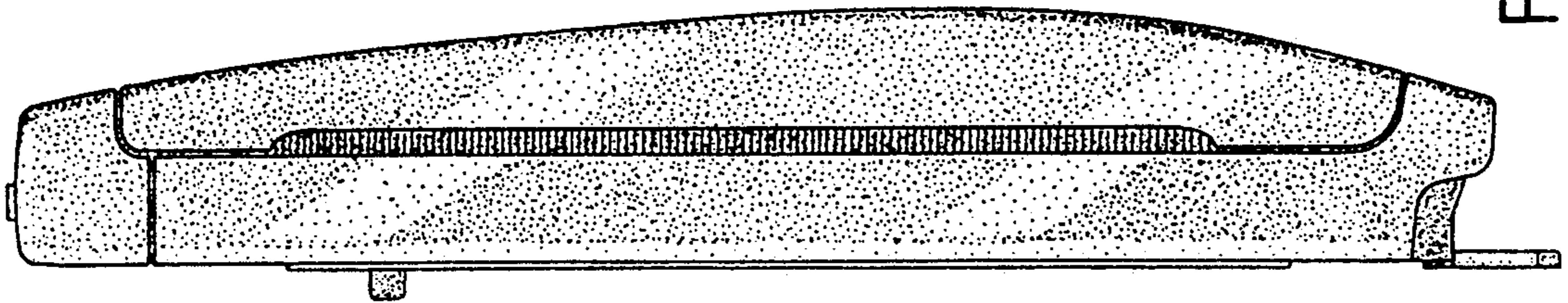


FIG.- 3

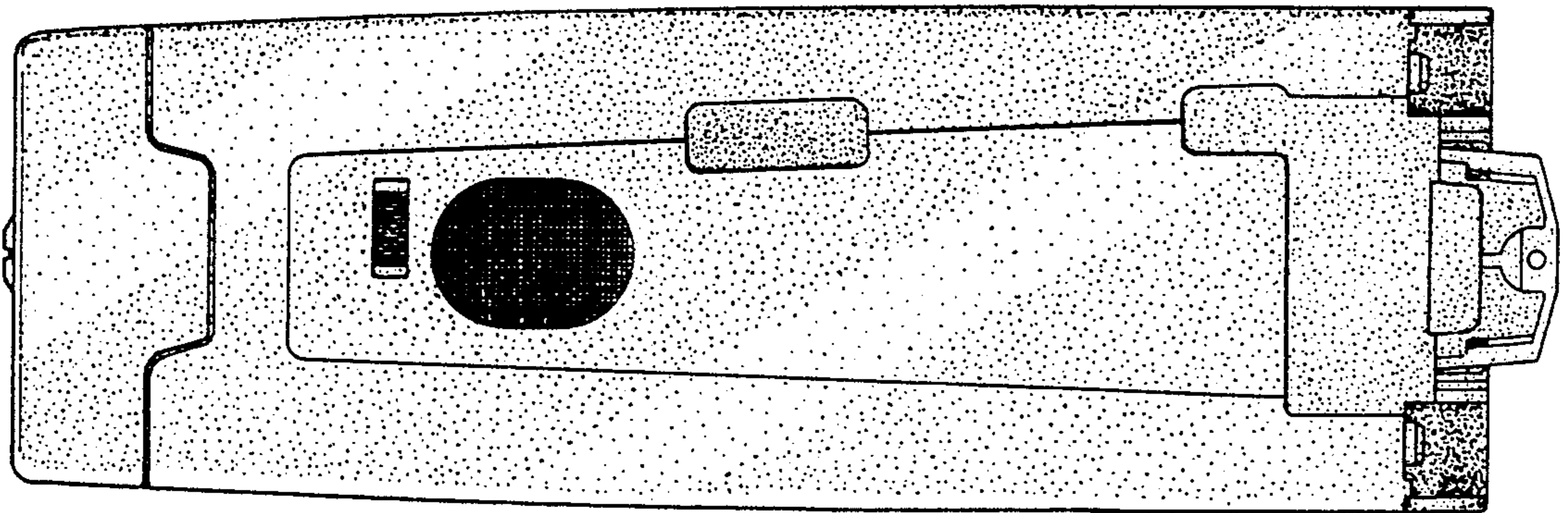


FIG.- 4

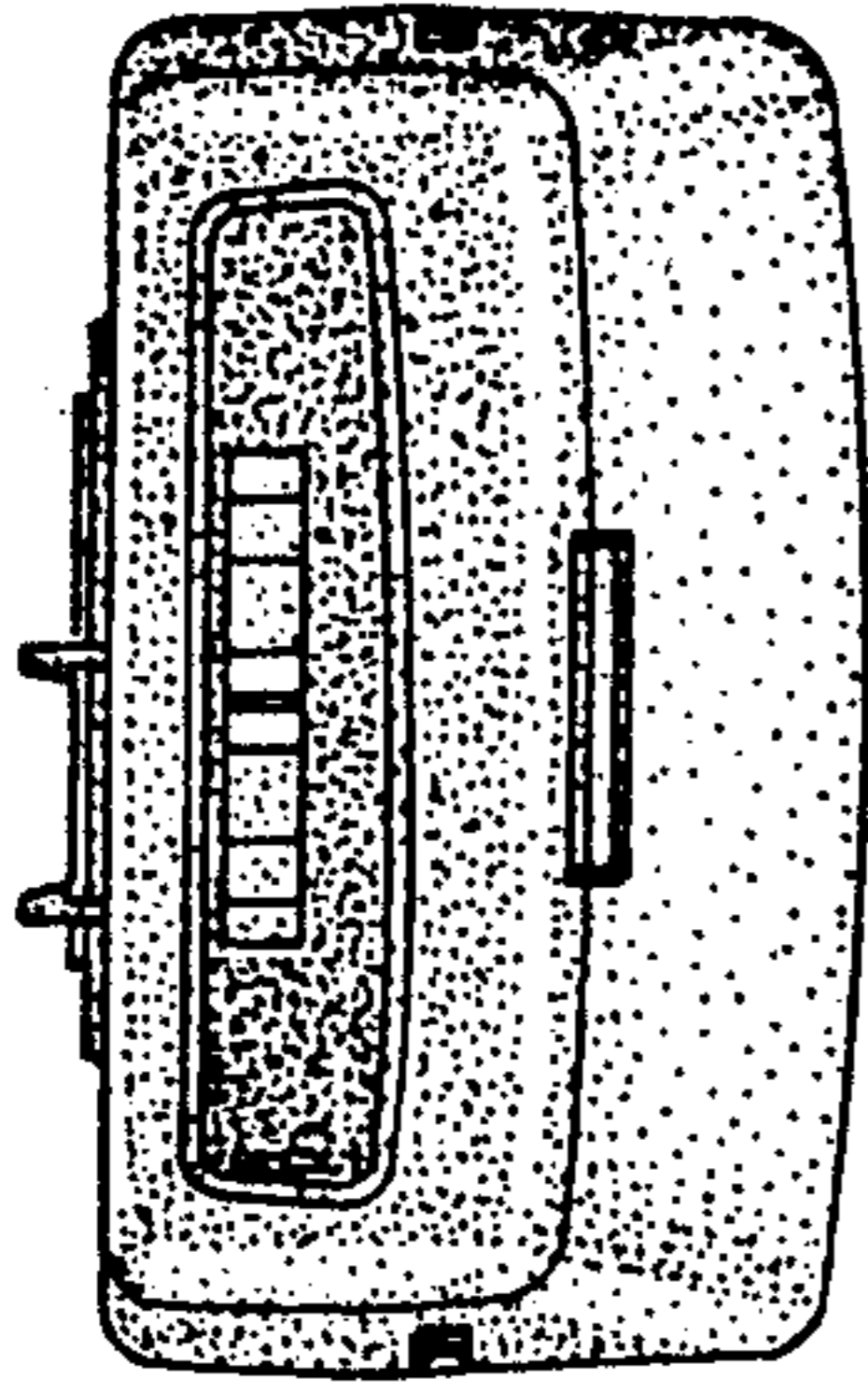


FIG.- 5

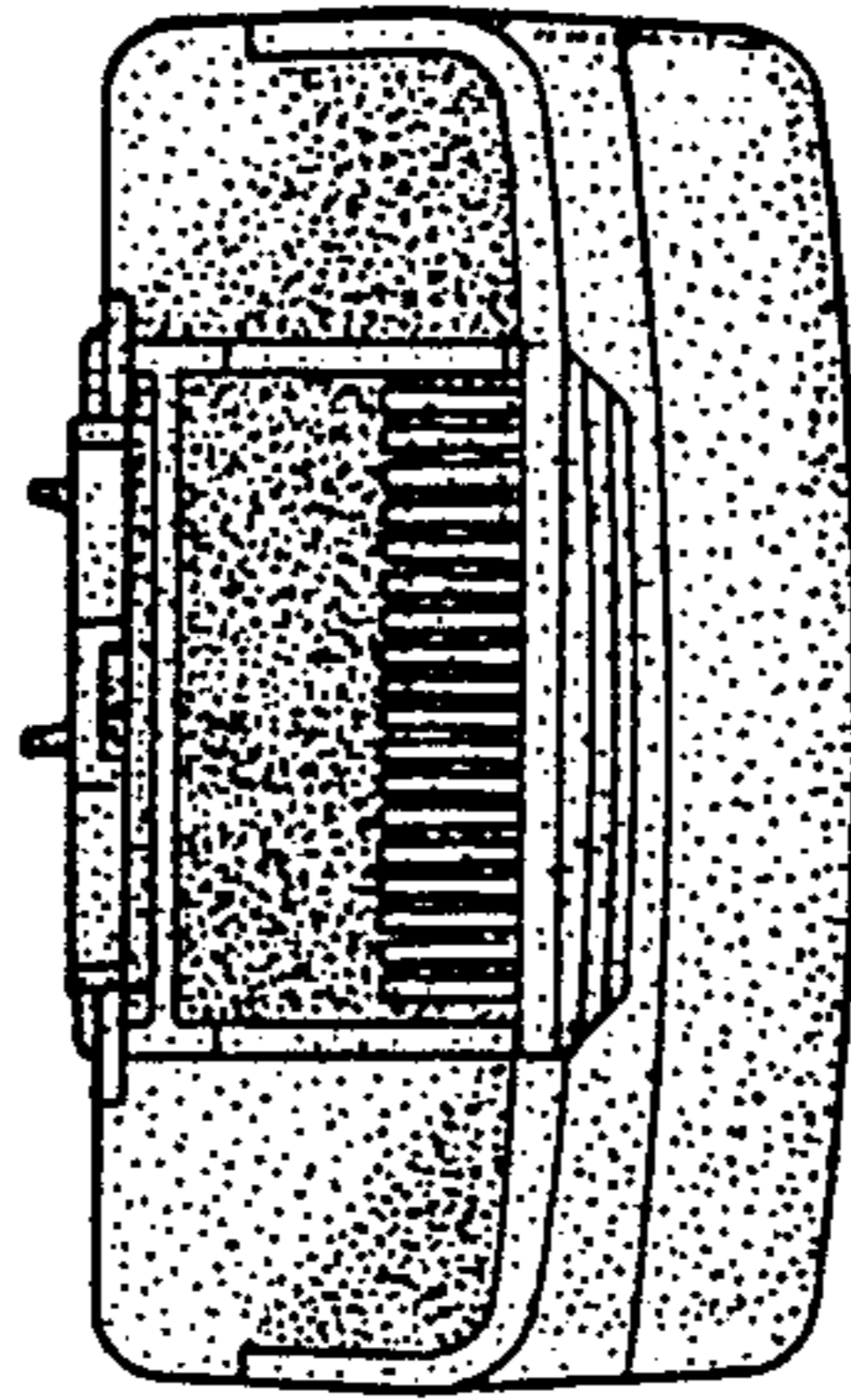


FIG.- 6