



US00D338267S

United States Patent [19] Scholey

[11] Patent Number: **Des. 338,267**
[45] Date of Patent: **** Aug. 10, 1993**

[54] **HEAD BAND HEARING PROTECTOR**

[75] Inventor: **Michael F. Scholey, Pacoima, Calif.**

[73] Assignee: **Moldex/Metric Products, Inc.,
Culver City, Calif.**

[**] Term: **14 Years**

[21] Appl. No.: **769,887**

[22] Filed: **Oct. 2, 1991**

[52] U.S. Cl. **D24/106**

[58] Field of Search **D24/106, 135; D14/205,
D14/248, 249; 128/864, 866; 181/131, 129, 135;
379/430, 431; 381/68.6, 68.7, 67, 184, 187**

[56] **References Cited**

U.S. PATENT DOCUMENTS

D. 265,129	5/1982	Leight	D24/106
D. 292,530	10/1987	Andersson	D24/106
D. 331,966	12/1992	Gardner, Jr.	D24/106
2,670,737	3/1954	Cantor	128/864
3,895,627	7/1975	Leight	128/866 X
4,461,290	7/1984	Gardner, Jr. et al.	128/866

4,490,857 1/1985 Leight et al. 128/866 X

Primary Examiner—Stella Reid
Assistant Examiner—Ian Simmons
Attorney, Agent, or Firm—Charles H. Schwartz;
Ellsworth R. Roston

[57] **CLAIM**

The ornamental design for a head band hearing protector, as shown and described.

DESCRIPTION

FIG. 1 is a perspective view of a head band hearing protector showing my new design.
FIG. 2 is a side elevational view thereof, the opposite side elevational view being identical thereto;
FIG. 3 is a top plan view thereof;
FIG. 4 is a bottom plan view thereof;
FIG. 5 is a front elevational view thereof, the rear elevational view being identical thereto;
FIG. 6 is a cross sectional view thereof taken along line 6—6 of FIG. 5; and,
FIG. 7 is a cross sectional view thereof taken along 7—7 of FIG. 5.

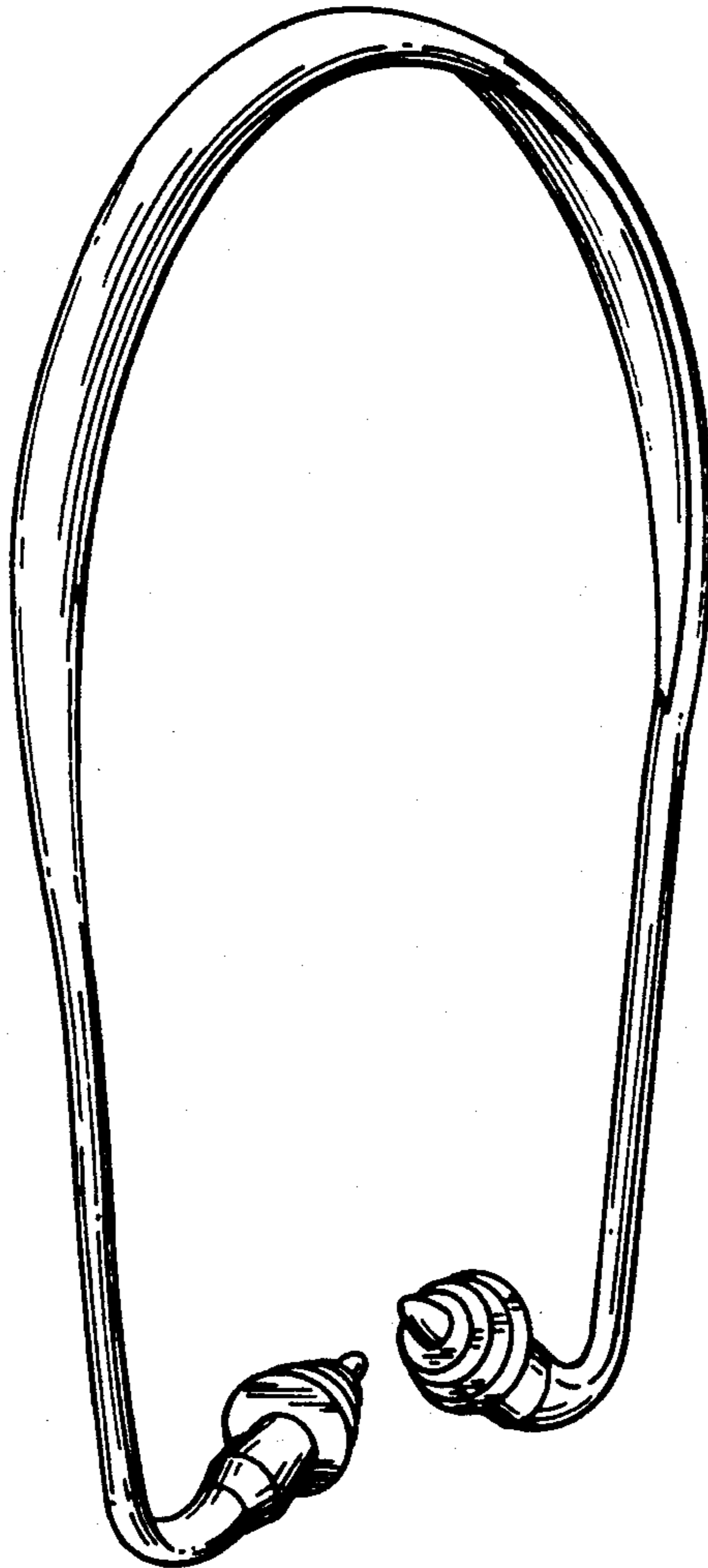


FIG. 1

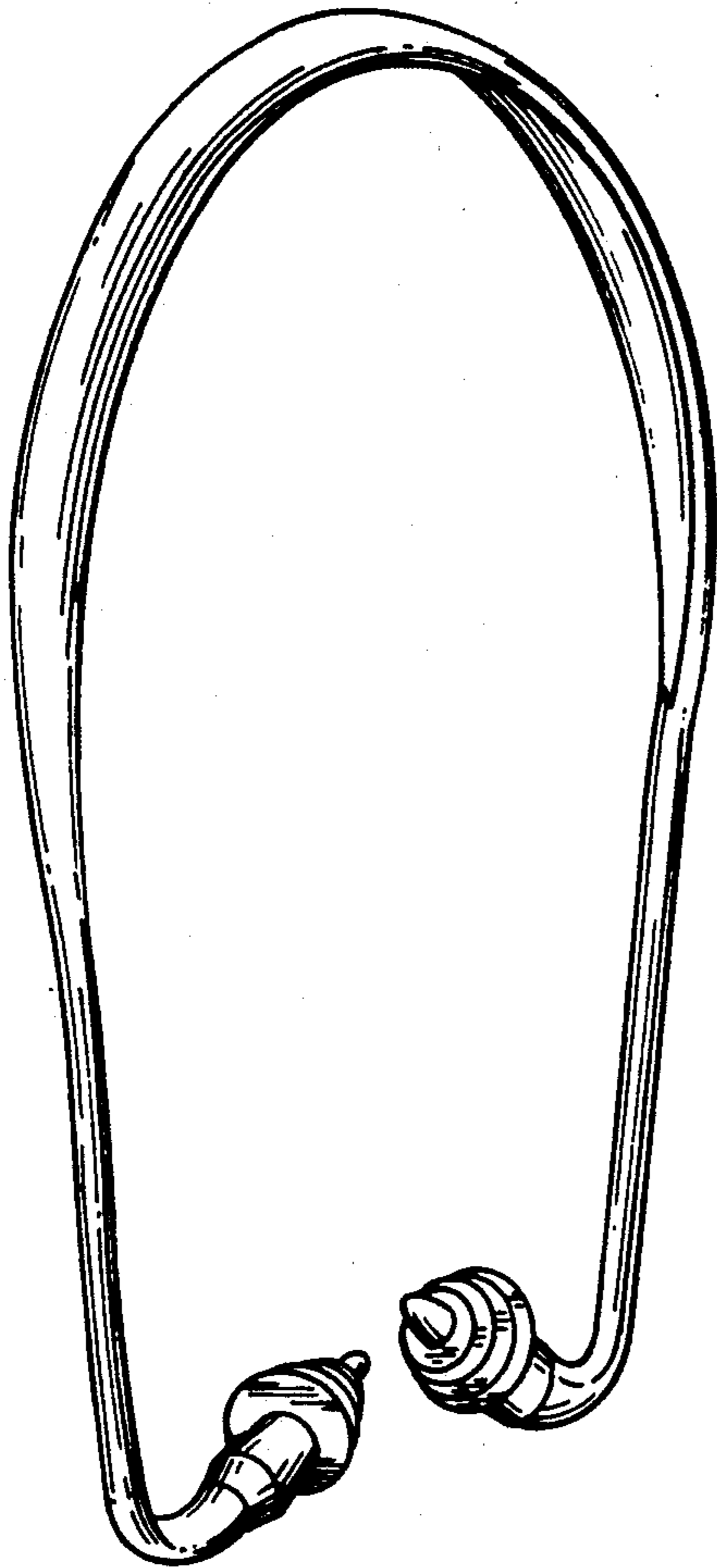


FIG. 2



FIG. 3




FIG. 4



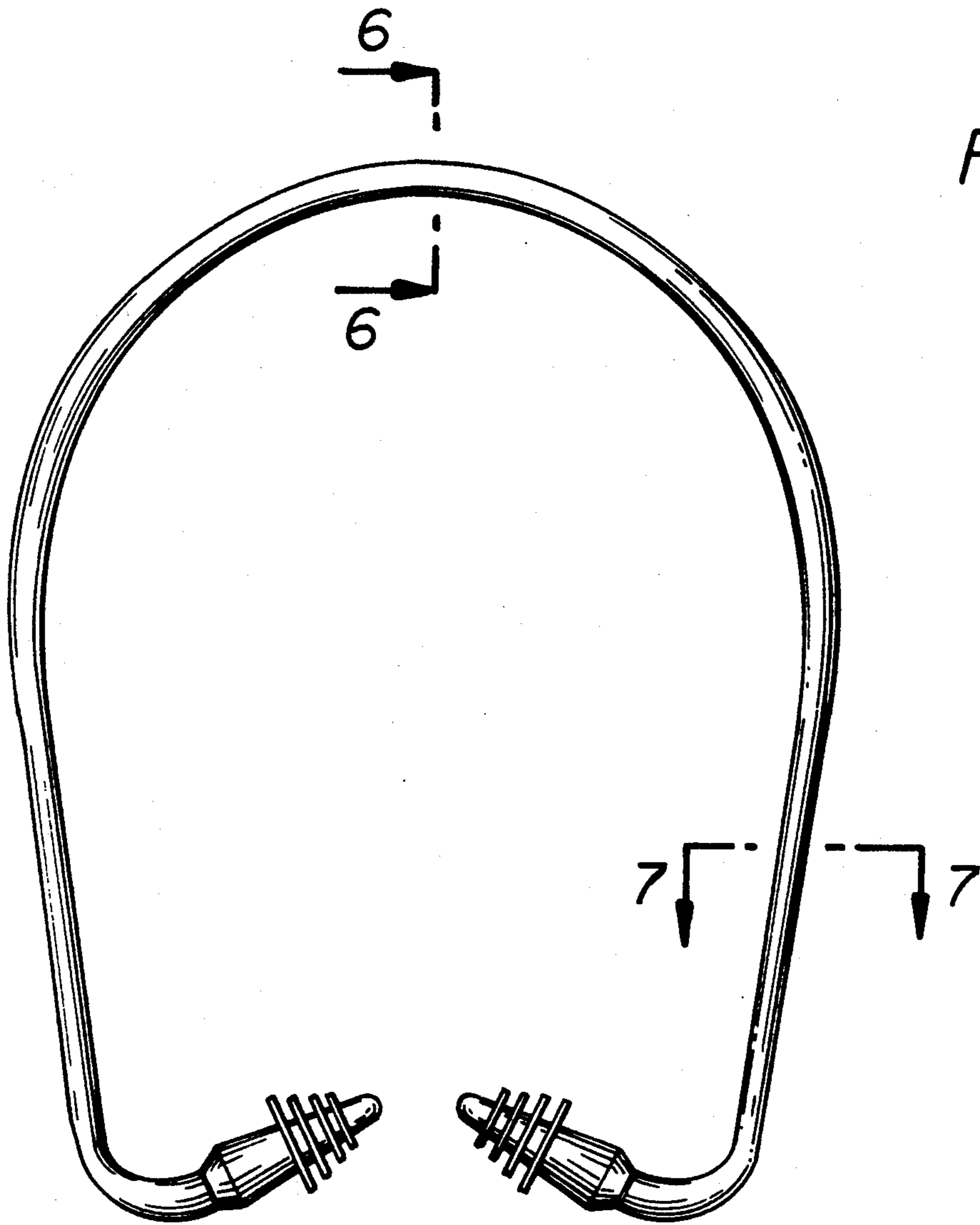


FIG. 5

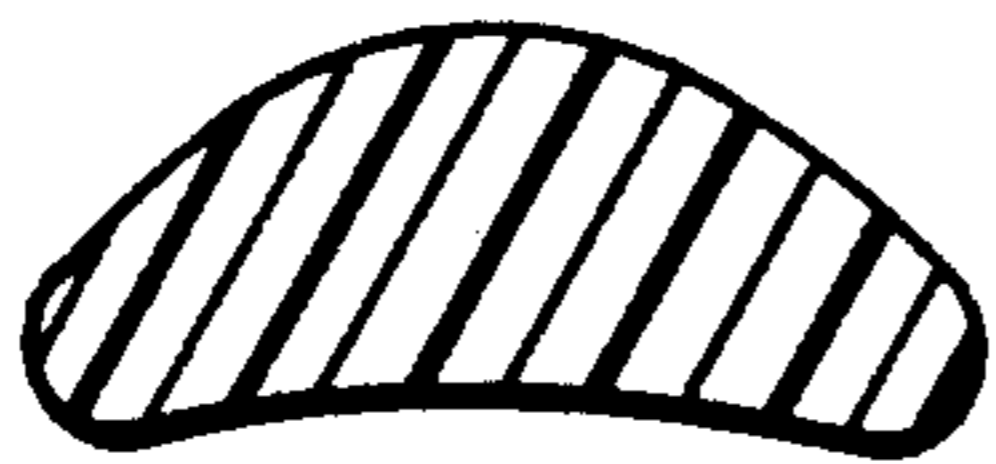


FIG. 6

FIG. 7

