



US00D338251S

# United States Patent [19]

[11] Patent Number: **Des. 338,251**

Leo et al.

[45] Date of Patent: **\*\* Aug. 10, 1993**

## [54] TENNIS RACKET

[75] Inventors: **Stephen A. Leo, New York, N.Y.;**  
**James A. Cantela, Wyckoff, N.J.**

[73] Assignee: **The Spellbinder Group, Inc., New York, N.Y.**

[\*\*] Term: **14 Years**

[21] Appl. No.: **802,435**

[22] Filed: **Dec. 4, 1991**

[52] U.S. Cl. .... **D21/212**

[58] Field of Search ..... **D21/212, 213, 222;**  
**273/73 H, 73 J, 73 R, 73 C, 73 G**

## [56] References Cited

### U.S. PATENT DOCUMENTS

D. 253,713	12/1979	Robinson et al. ....	D21/212
D. 260,025	7/1981	Epstein .....	D21/212
4,139,194	2/1979	Fischer .....	273/73 C

## OTHER PUBLICATIONS

Evans, 1987, p. 335, Tennis Racket #4.

*Primary Examiner*—Terry A. Pfeffer  
*Attorney, Agent, or Firm*—Charles E. Temko

## [57] CLAIM

The ornamental design for a tennis racket, as shown and described.

## DESCRIPTION

FIG. 1 is a front elevational view of the tennis racket showing our new design;  
FIG. 2 is a right side elevational view, the opposite side being the mirror image thereof;  
FIG. 3 is a top plan view thereof;  
FIG. 4 is a rear elevational view thereof;  
FIG. 5 is a bottom plan view thereof; and,  
FIG. 6 is a cross-sectional view thereof taken along line 6—6 of FIG. 1.




FIG. 1




FIG. 2

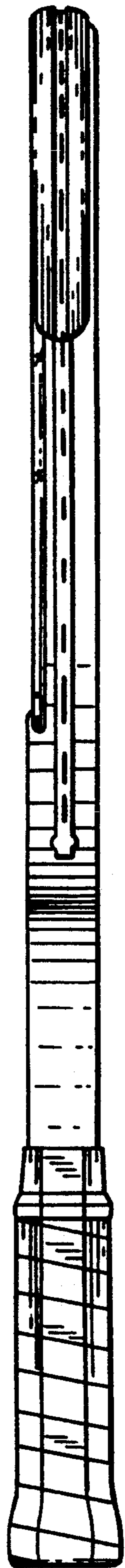


FIG. 4


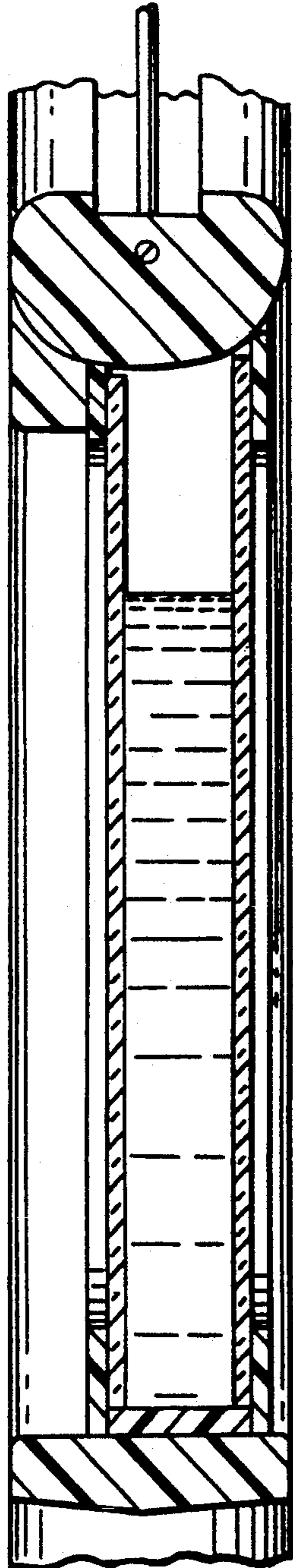
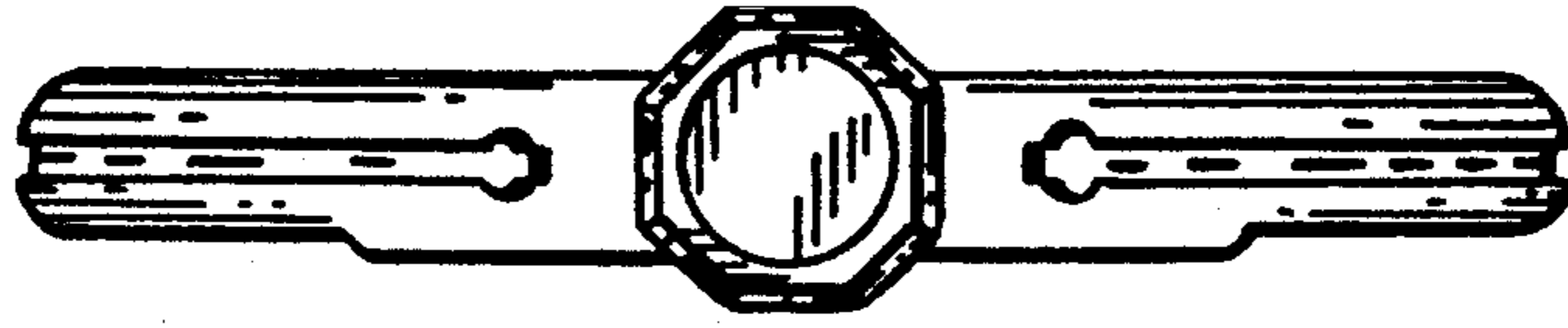


FIG. 3



*FIG. 5*



*FIG. 6*