



US00D338232S

United States Patent [19]

Kotaki et al.

[11] Patent Number: Des. 338,232

[45] Date of Patent: ** Aug. 10, 1993

[54] **INK CARTRIDGE FOR PRINTER**

[75] Inventors: **Yasuo Kotaki, Yokohama; Keiichiro Tsukuda, Kawasaki; Yohei Sato, Yokohama, all of Japan**

[73] Assignee: **Canon Kabushiki Kaisha, Tokyo, Japan**

[**] Term: **14 Years**

[21] Appl. No.: **935,727**

[22] Filed: **Aug. 27, 1992**

[30] **Foreign Application Priority Data**

Feb. 28, 1992 [JP] Japan 4-5487

[52] U.S. Cl. **D18/56; 346/140 R**

[58] Field of Search **D18/56, 40; 400/471; 101/333-335; 346/75, 140 R, 140 PD; 206/462**

[56] **References Cited**

U.S. PATENT DOCUMENTS

- 4,131,899 12/1978 Christov 346/140 R
- 4,183,031 1/1980 Kyser et al. 346/140 R
- 4,992,802 2/1991 Dion et al. 346/140 R

- 5,162,817 11/1992 Tajika et al. 346/140 R
- 5,187,498 2/1993 Burger 346/140 R

FOREIGN PATENT DOCUMENTS

- 0003958 1/1988 Japan 346/140 R
- 0004954 1/1988 Japan 346/140 R
- 0037954 2/1988 Japan 346/140 R

Primary Examiner—A. Hugo Word
Assistant Examiner—Cathy Anne MacCormac
Attorney, Agent, or Firm—Fitzpatrick, Cella, Harper & Scinto

[57] **CLAIM**

The ornamental design for an ink cartridge for printer, as shown and described.

DESCRIPTION

FIG. 1 is a front elevational view of an ink cartridge for printer showing our new design;
FIG. 2 is a rear elevational view thereof;
FIG. 3 is a top plan view thereof;
FIG. 4 is a bottom plan view thereof;
FIG. 5 is a left side elevational view thereof;
FIG. 6 is a right side elevational view thereof; and,
FIG. 7 is a perspective view thereof.

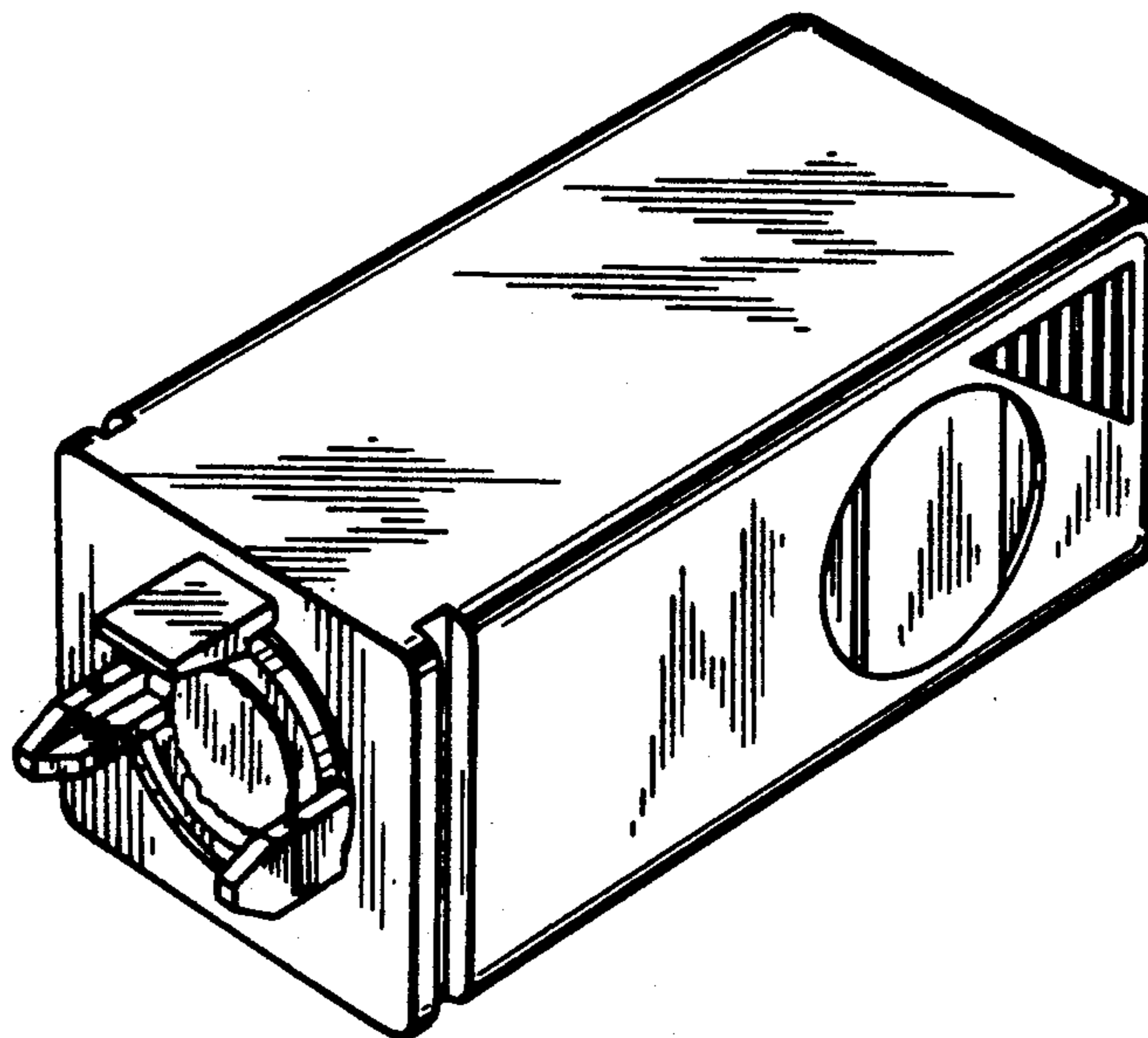


FIG. 1




FIG. 2

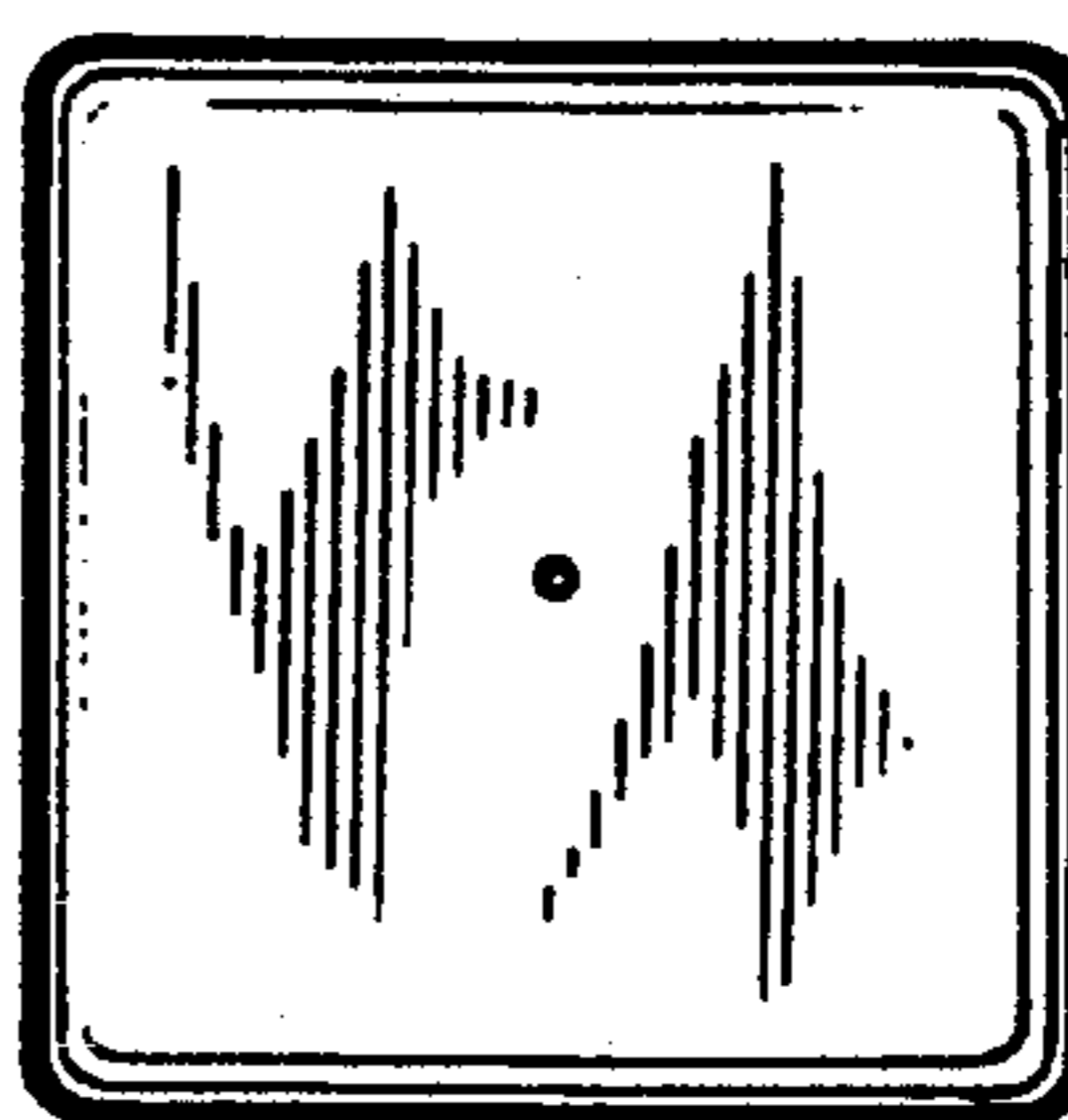


FIG. 3

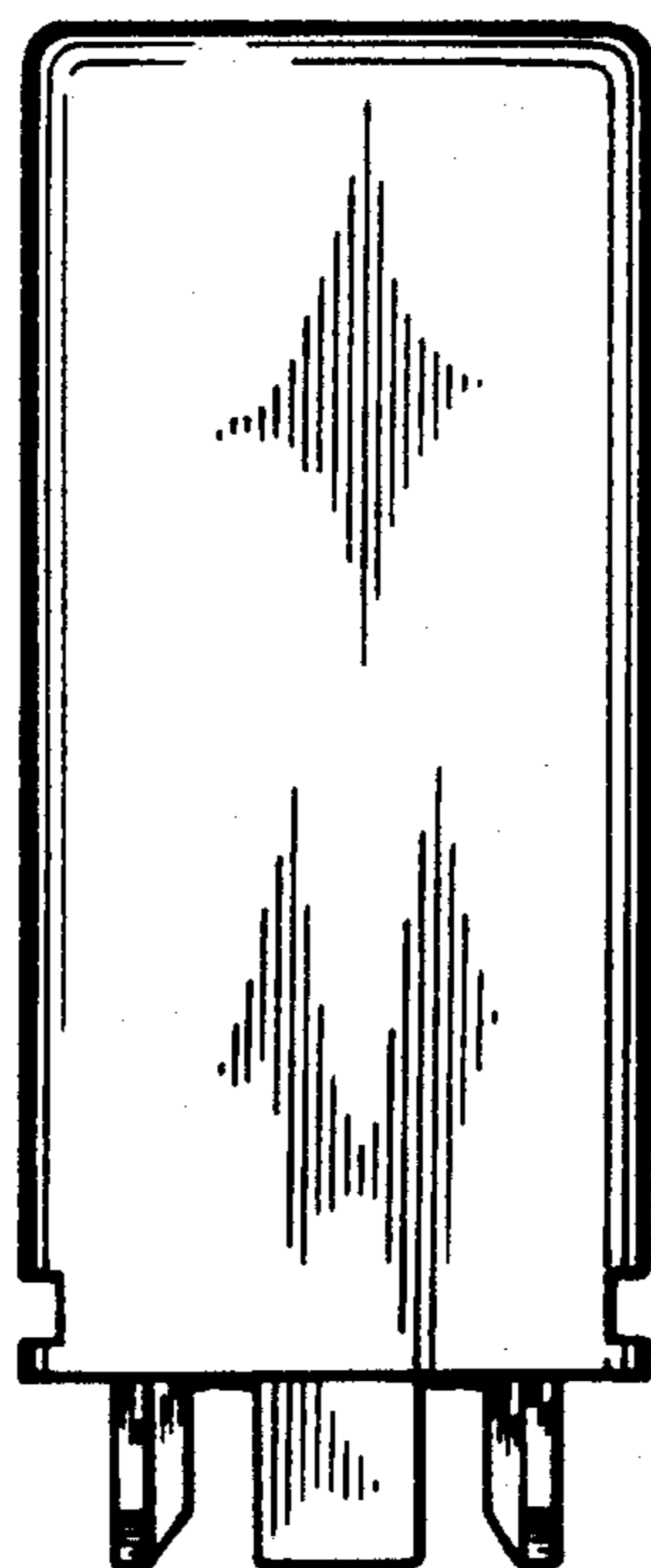


FIG. 4



FIG. 5

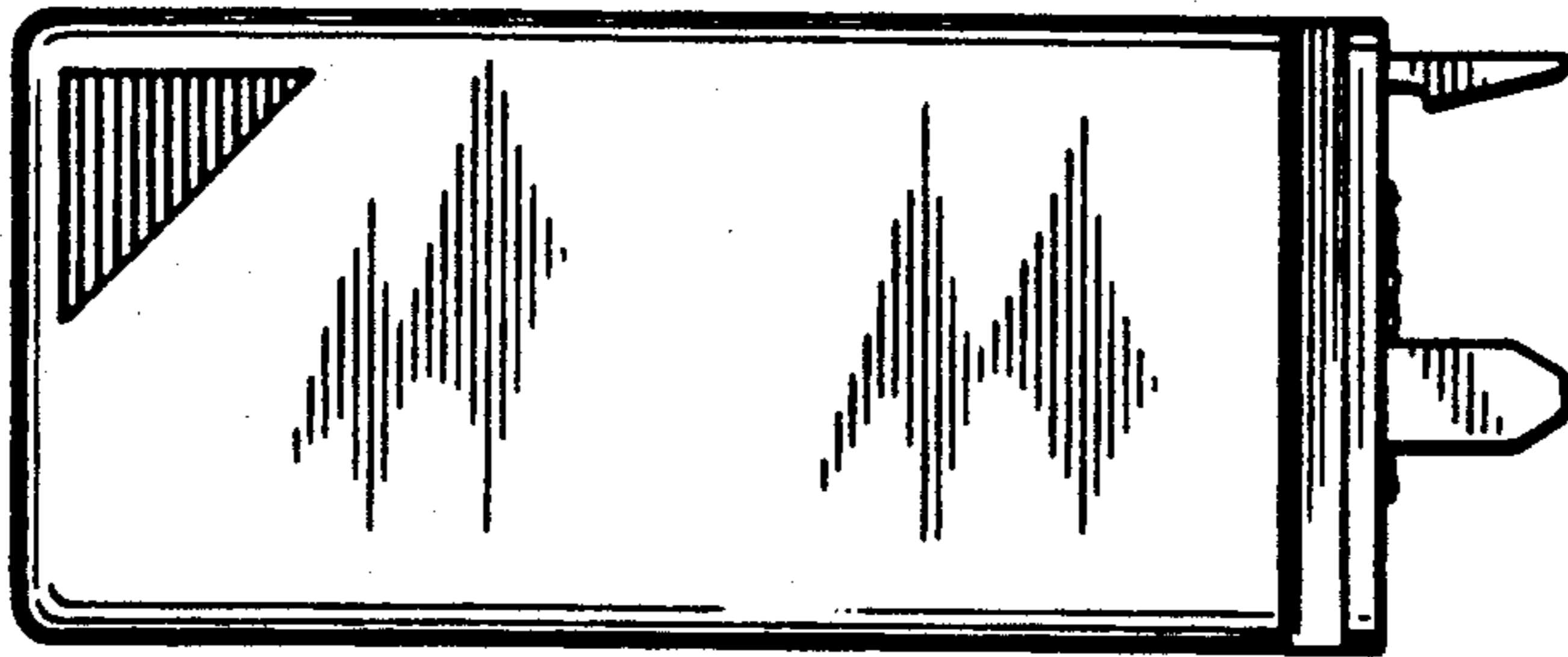


FIG. 6

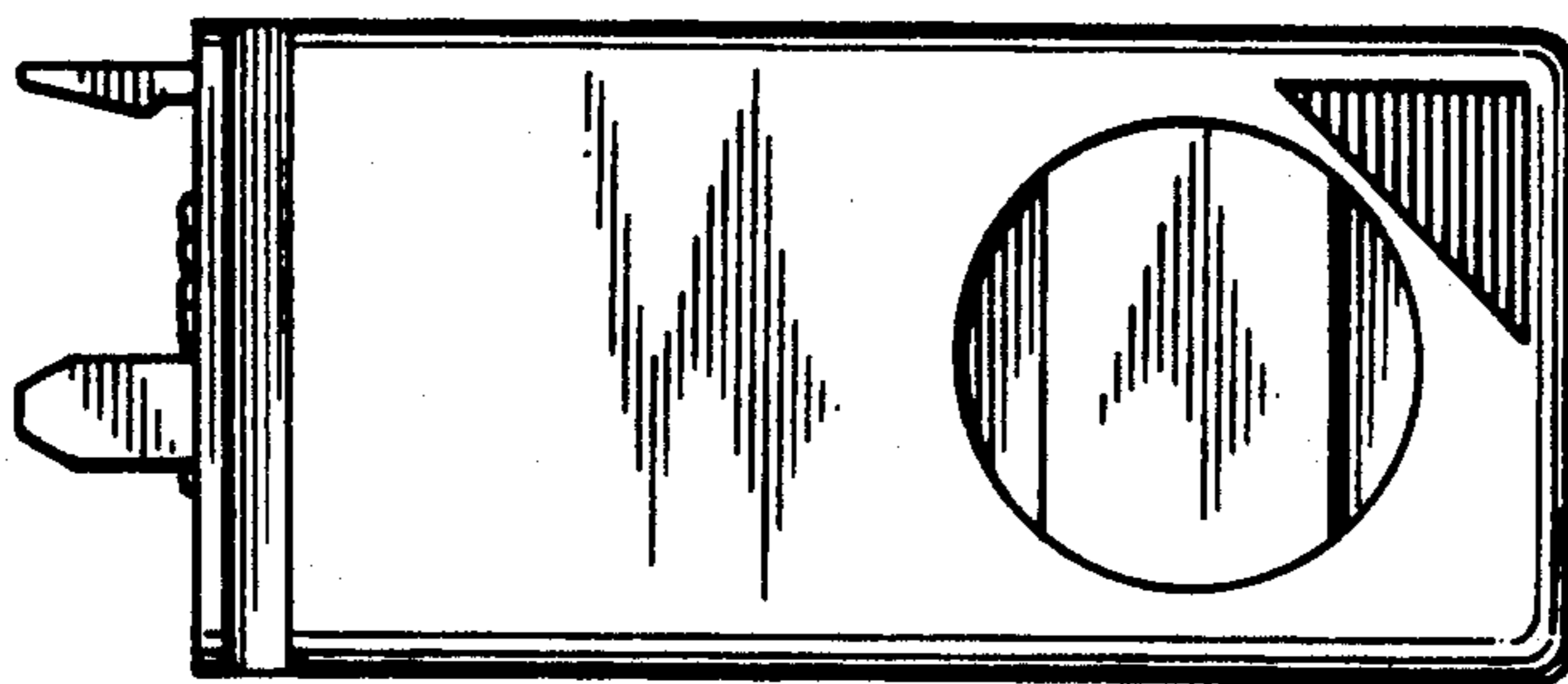


FIG. 7

