



US00D338224S

# United States Patent [19]

[11] Patent Number: **Des. 338,224**

**Ujita**

[45] Date of Patent: **\*\* Aug. 10, 1993**

[54] **INK CARTRIDGE**

[75] Inventor: **Toshihiko Ujita, Yamato, Japan**

[73] Assignee: **Canon Kabushiki Kaisha, Tokyo, Japan**

[\*] Notice: The portion of the term of this patent subsequent to Dec. 22, 2006 has been disclaimed.

[\*\*] Term: **14 Years**

[21] Appl. No.: **620,294**

[22] Filed: **Nov. 30, 1990**

[30] **Foreign Application Priority Data**

Jun. 6, 1990 [JP] Japan ..... 2-19168

[52] U.S. Cl. .... **D18/12**

[58] Field of Search ..... D18/12, 18, 56, 99;  
D14/114, 121; 400/194, 195, 196, 196.1, 207,  
208

[56] **References Cited**

**U.S. PATENT DOCUMENTS**

D. 280,913 10/1985 Nibley et al. .... D18/22

D. 281,333 11/1985 Nibley et al. .... D18/22  
D. 285,312 8/1986 Jennings ..... D18/12  
D. 285,808 9/1986 Fuziwara et al. .... D18/12  
D. 307,918 5/1990 Goda ..... D18/12  
D. 313,812 1/1991 Yomo ..... D18/22  
D. 317,172 5/1991 Miyamoto et al. .... D18/12  
4,898,338 2/1990 Oishi ..... D18/12

*Primary Examiner*—Alan P. Douglas

*Assistant Examiner*—Ann Hunt

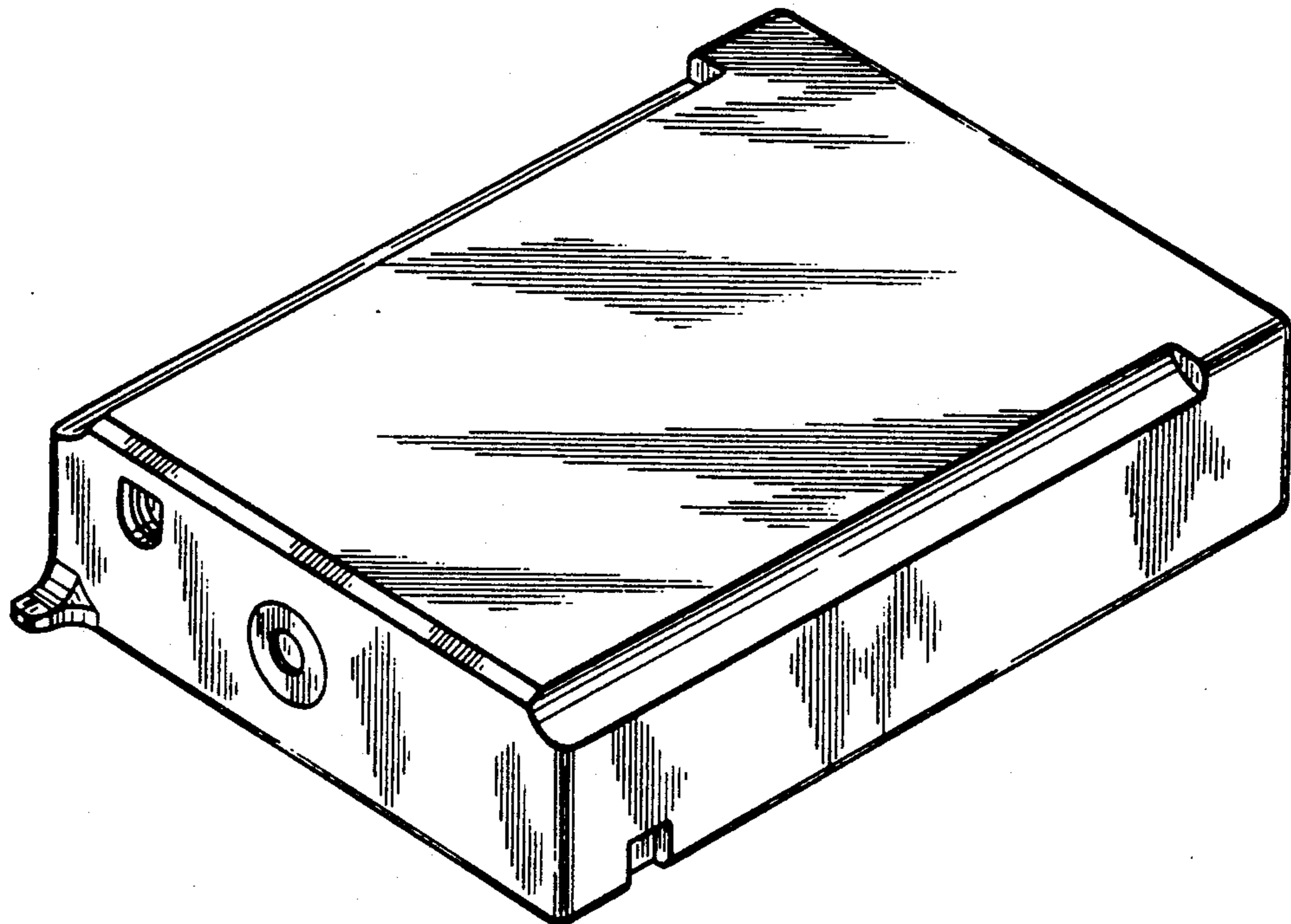
*Attorney, Agent, or Firm*—Fitzpatrick, Cella, Harper & Scinto

[57] **CLAIM**


The ornamental design for an ink cartridge, as shown and described.

**DESCRIPTION**


FIG. 1 is a front elevational view of an ink cartridge showing my new design;  
FIG. 2 is a rear elevational view thereof;  
FIG. 3 is a top plan view thereof;  
FIG. 4 is a bottom plan view thereof;  
FIG. 5 is a left side elevational view thereof;  
FIG. 6 is a right side elevational view thereof; and,  
FIG. 7 is a perspective view thereof.



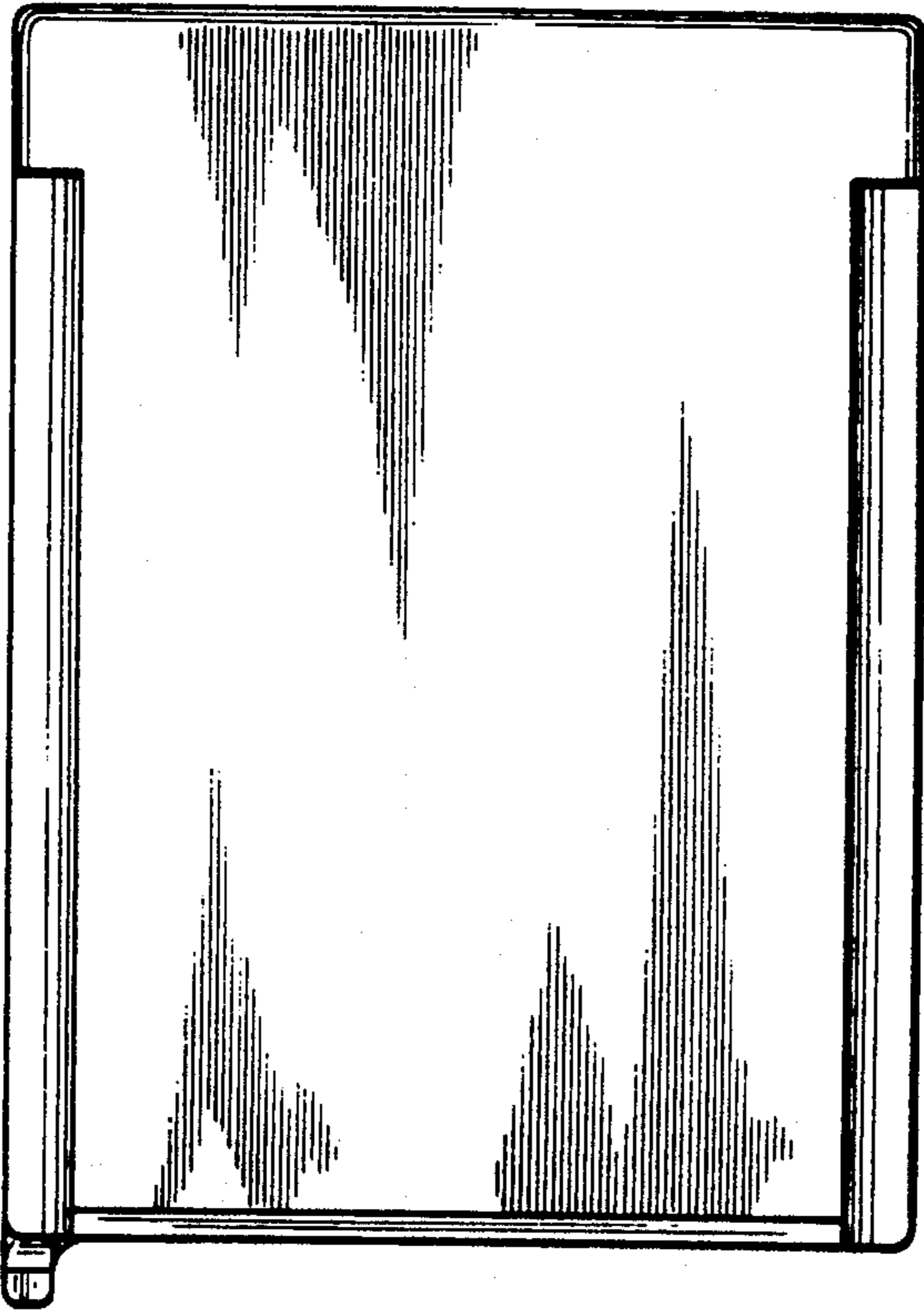
*FIG. 1*



*FIG. 2*



*FIG. 3*



*FIG. 4*

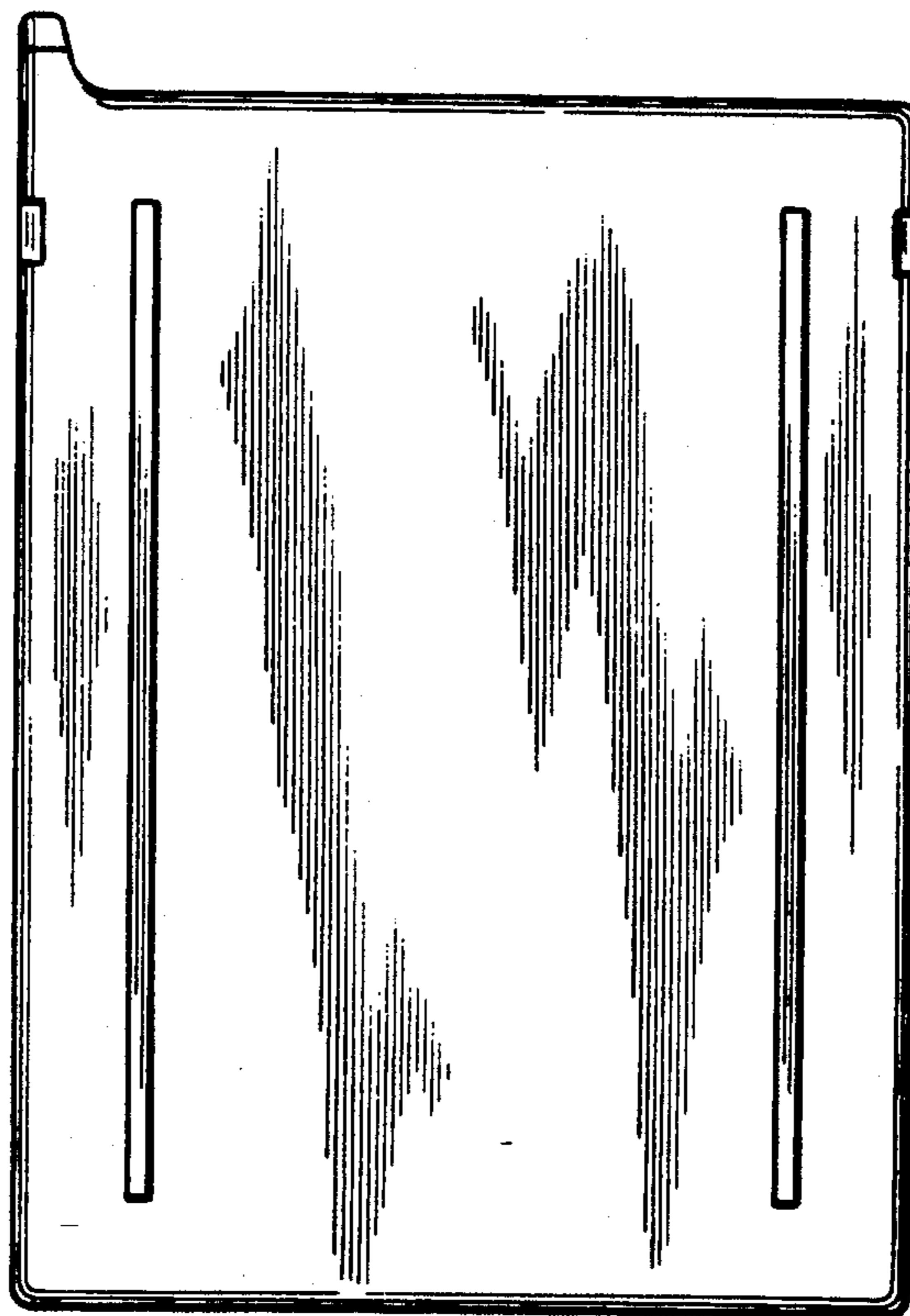


FIG. 5



FIG. 6




FIG. 7

