



US00D338222S

United States Patent [19]

[11] Patent Number: Des. 338,222

Steinberger

[45] Date of Patent: ** Aug. 10, 1993

[54] COMBINED VIOLIN, SHOULDER PAD AND CHIN REST

[75] Inventor: Ned Steinberger, New Windsor, N.Y.

[73] Assignee: Gibson Guitar Corp., Nashville, Tenn.

[**] Term: 14 Years

[21] Appl. No.: 699,778

[22] Filed: May 10, 1991

[52] U.S. Cl. D17/20; 84/278

[58] Field of Search D17/14, 17, 19, 20; 84/274, 275, 278, 279, 280, 327

2,110,023	3/1938	McGowan	84/280
2,539,297	1/1951	DeLazaro	84/731
2,746,336	5/1956	Bisharat	84/280
3,727,509	4/1973	Henkle	84/278
3,833,751	9/1974	Chapman	84/1.16
4,079,652	3/1978	Gittler	84/1.16
4,142,436	3/1979	Chapman	84/1.16
4,201,108	5/1980	Bunker	84/1.16
4,212,222	7/1980	Henkle	84/278
4,506,582	3/1985	Goldner	84/280
4,534,259	8/1985	Wolf	84/279
4,608,904	9/1986	Steinberger	84/308
4,646,613	3/1987	Banchetti	84/327
4,765,219	8/1988	Alm	84/1.15

[56] References Cited

U.S. PATENT DOCUMENTS

D. 272,074	1/1984	Saidat	D17/17
D. 288,937	3/1987	Barrett	D17/17
D. 301,251	5/1989	Nussbaum	D17/14
358,542	3/1887	Chew	84/274
360,408	4/1887	Becker	84/278
850,775	4/1907	Morrissey	84/278
920,144	5/1909	Hughes	84/279
932,844	8/1909	Beisheim	84/280
940,405	11/1909	Schaumburg	84/278
1,163,636	12/1915	Becker	84/278
1,416,644	5/1922	Jordan	84/278
1,431,007	10/1922	Kenne	84/278
1,841,398	1/1932	Bergh	84/274

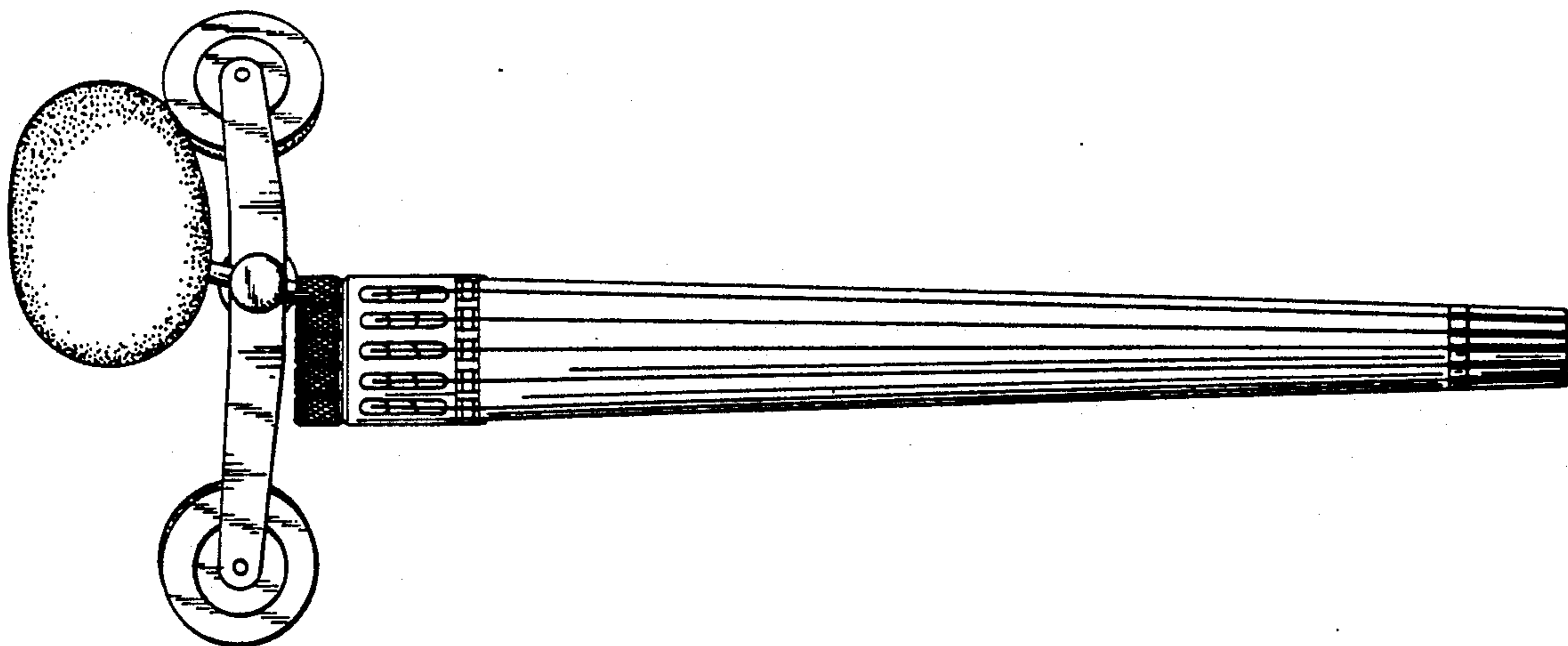
Primary Examiner—Bernard Ansher
Assistant Examiner—Adir Aronovich
Attorney, Agent, or Firm—Dougherty, Hessin, Beavers & Gilbert

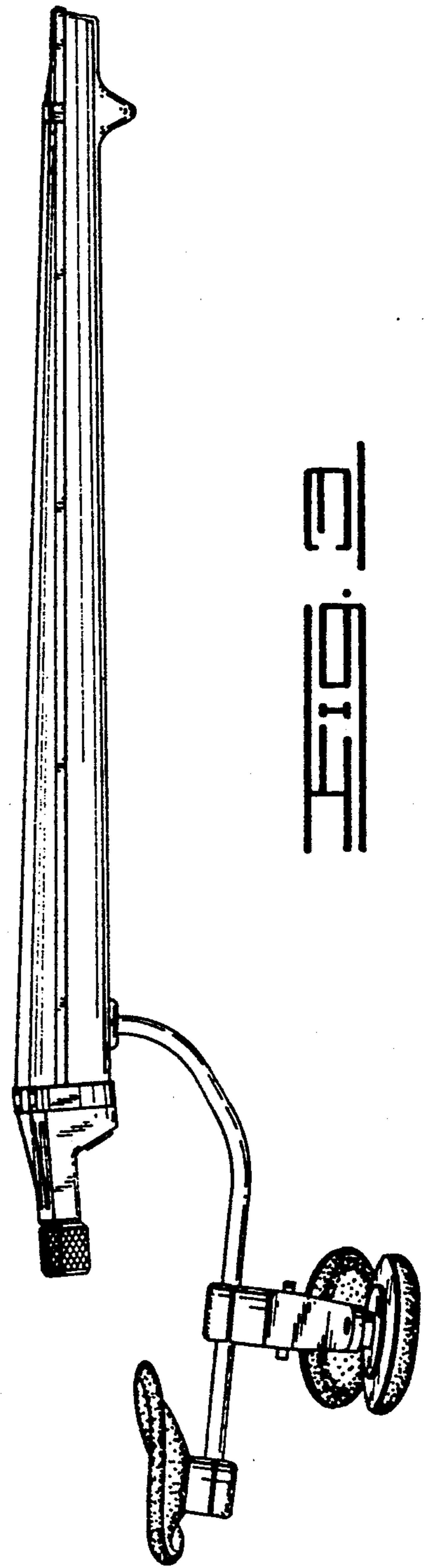
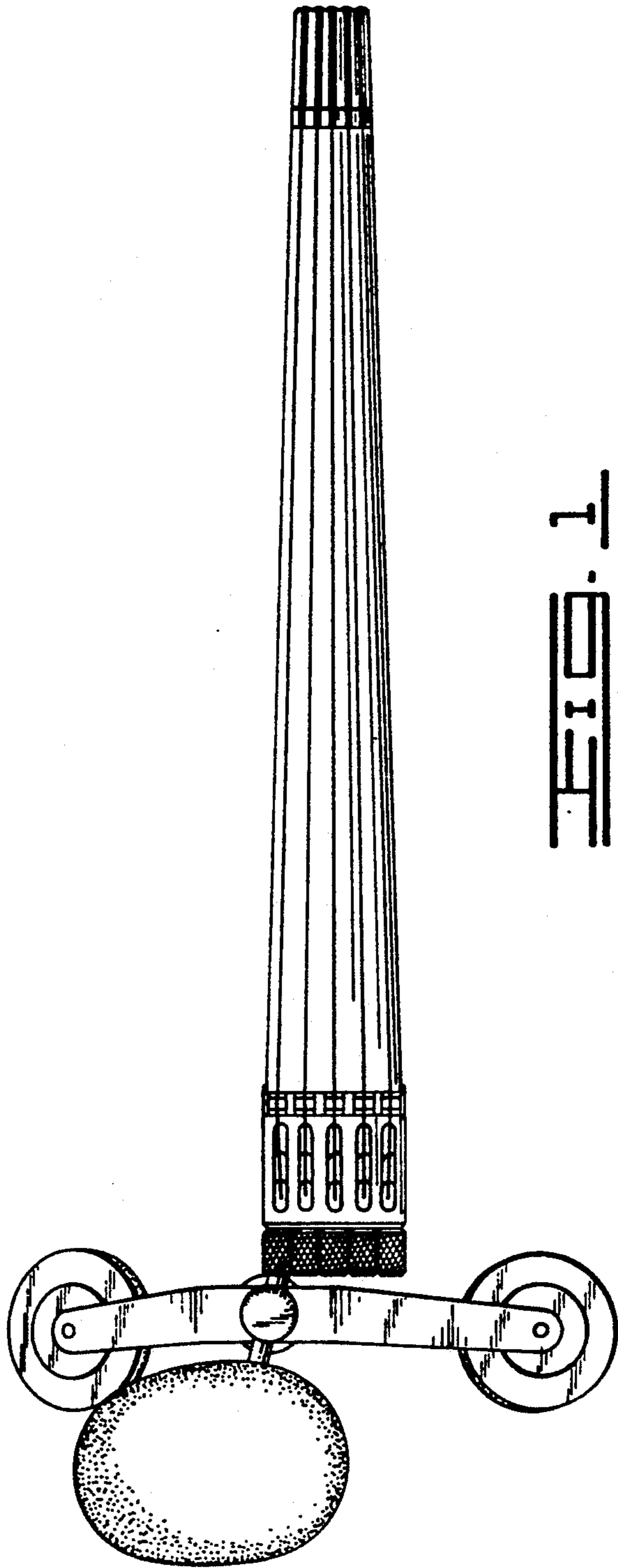
[57] CLAIM

The ornamental design for a combined violin, shoulder pad and chin rest, as shown and described.

DESCRIPTION

FIG. 1 is a top view of a combined violin, shoulder pad and chin rest showing my new design; FIG. 2 is a bottom view thereof; FIG. 3 is a right side view thereof; FIG. 4 is a left side view thereof; FIG. 5 is a rear end view thereof; and, FIG. 6 is a front end view thereof.





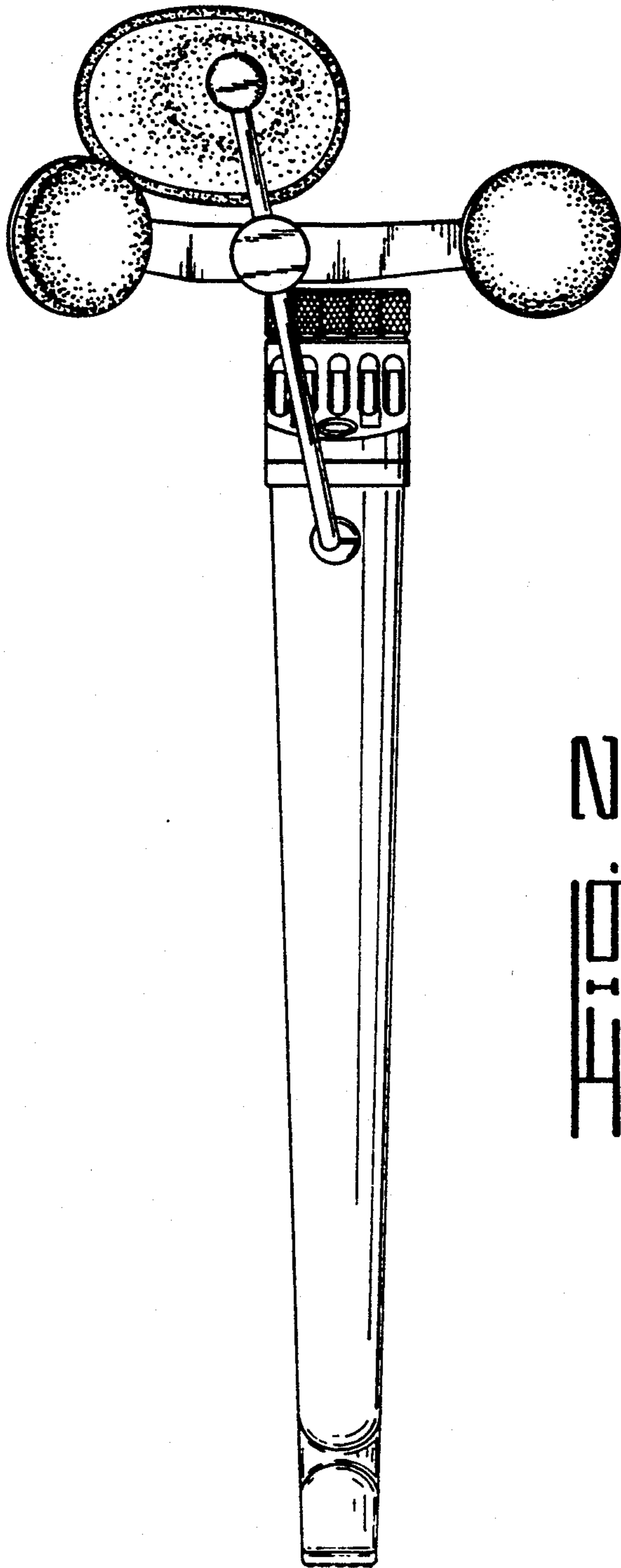


FIG. 1

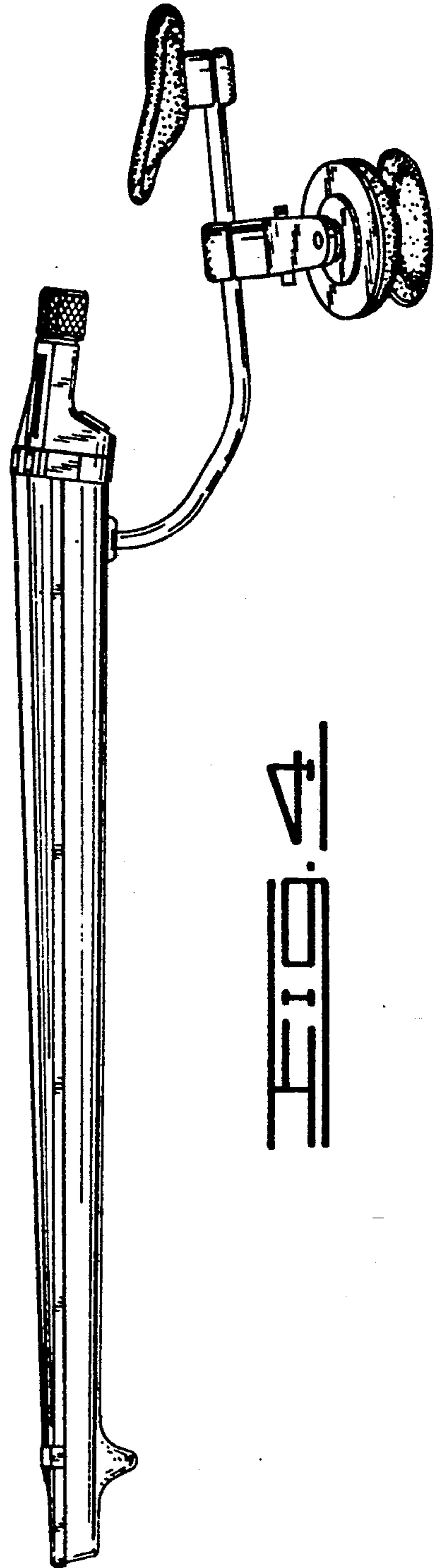


FIG. 2

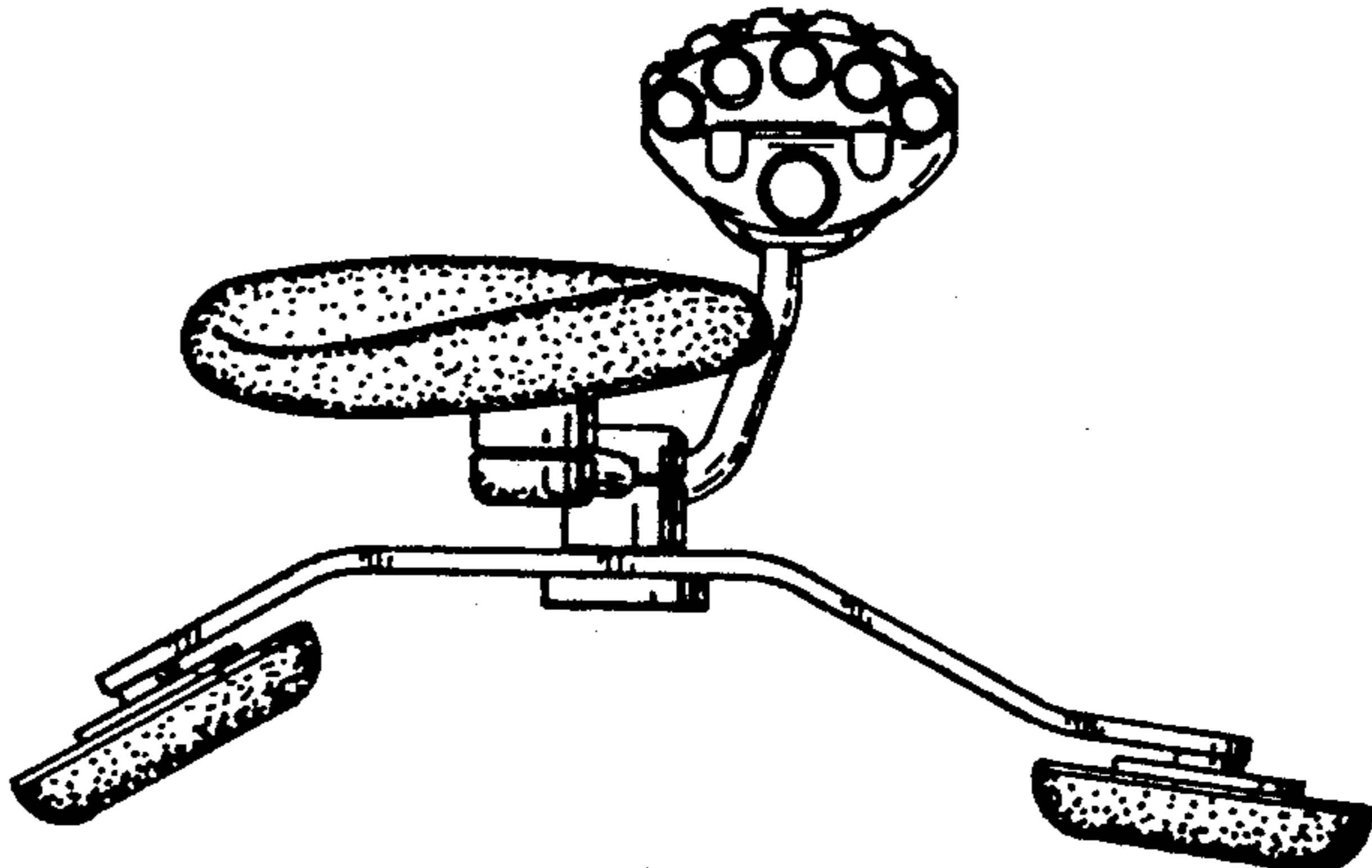


FIG. 5

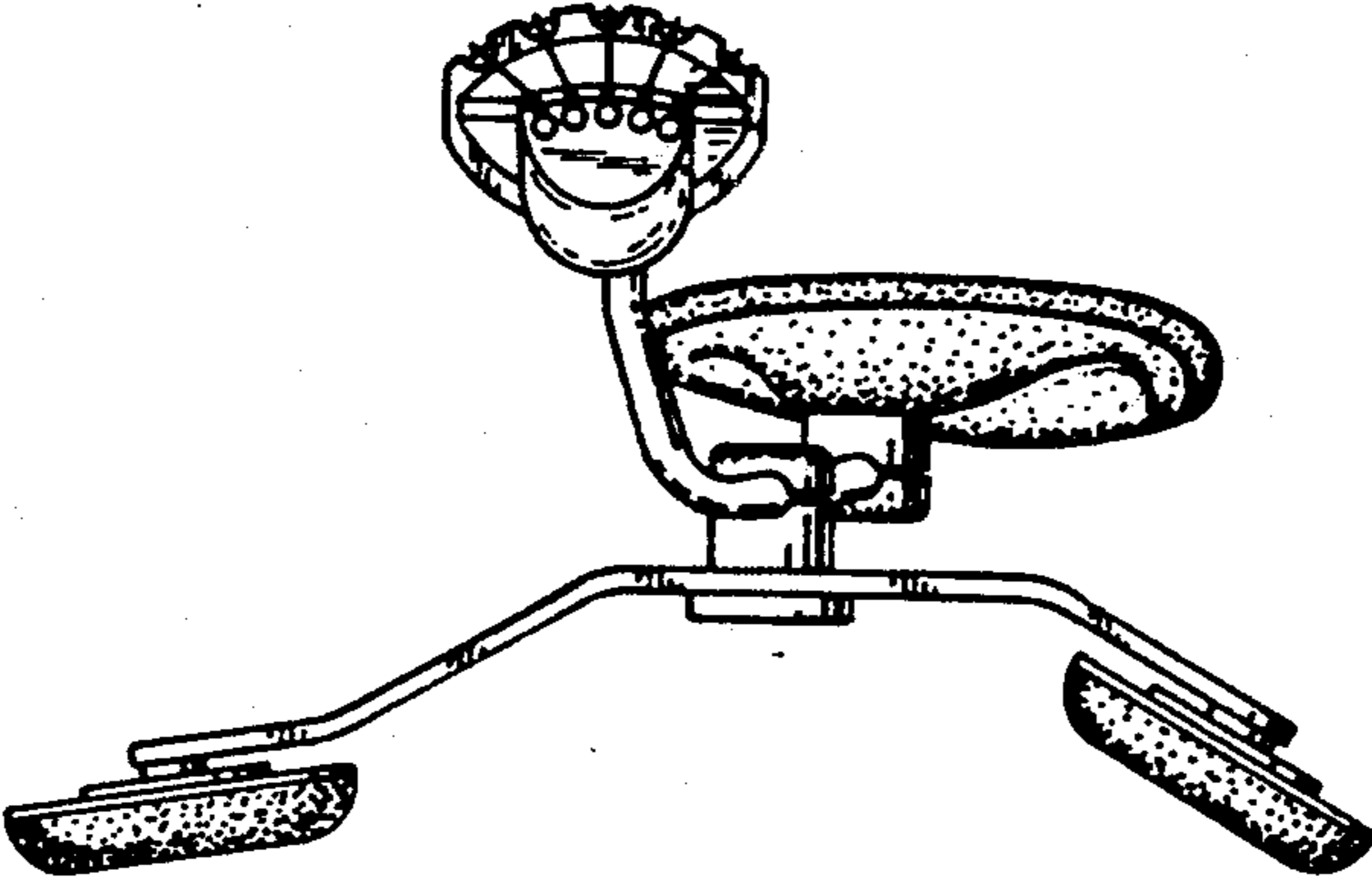


FIG. 6