



US00D338216S

# United States Patent [19]

[11] Patent Number: **Des. 338,216**

Perrin et al.

[45] Date of Patent: **\*\* Aug. 10, 1993**

[54] **SPECTACLES**

[75] Inventors: **Alain-Dominique Perrin,**  
Rueil-Malmaison; **Jacques Diltoer,**  
Villeneuve la Garenne, both of  
France

[73] Assignee: **Cartier International B.V.,**  
Amsterdam, Netherlands

[\*\*] Term: **14 Years**

[21] Appl. No.: **801,826**

[22] Filed: **Dec. 3, 1991**

[30] **Foreign Application Priority Data**

Jun. 3, 1991 [FR]	France	91 3371
[52] U.S. Cl.		<b>D16/102</b>
[58] Field of Search		D16/101-102, D16/105, 107, 112, 117, 121-123; 351/44, 56-59, 62, 51, 43, 47-48, 83, 87, 91, 159; 2/436, 449

[56] **References Cited**

**U.S. PATENT DOCUMENTS**

D. 58,920	9/1921	Leytham	.....	D16/122
D. 122,129	8/1940	Nerney	.....	D16/102
D. 139,820	12/1944	Fishberger	.....	D16/102
D. 175,135	7/1955	Stegeman	.....	D16/117
D. 275,204	8/1984	Kanoui	.....	D16/117
D. 285,210	8/1986	Marchi	.....	D16/102
D. 292,983	12/1987	Kanoui	.....	D16/102
D. 305,900	2/1990	Samuel	.....	D16/102

*Primary Examiner*—Bernard Ansher  
*Assistant Examiner*—R. Barkai  
*Attorney, Agent, or Firm*—Cushman, Darby & Cushman

[57] **CLAIM**

The ornamental design for spectacles, as shown and described.

**DESCRIPTION**

FIG. 1 is a front elevational view of spectacles showing our new design;  
FIG. 2 is a right side elevational view thereof;  
FIG. 3 is a left side elevational view thereof;  
FIG. 4 is a rear elevational view thereof;  
FIG. 5 is a top plan view thereof; and,  
FIG. 6 is a bottom plan view thereof.

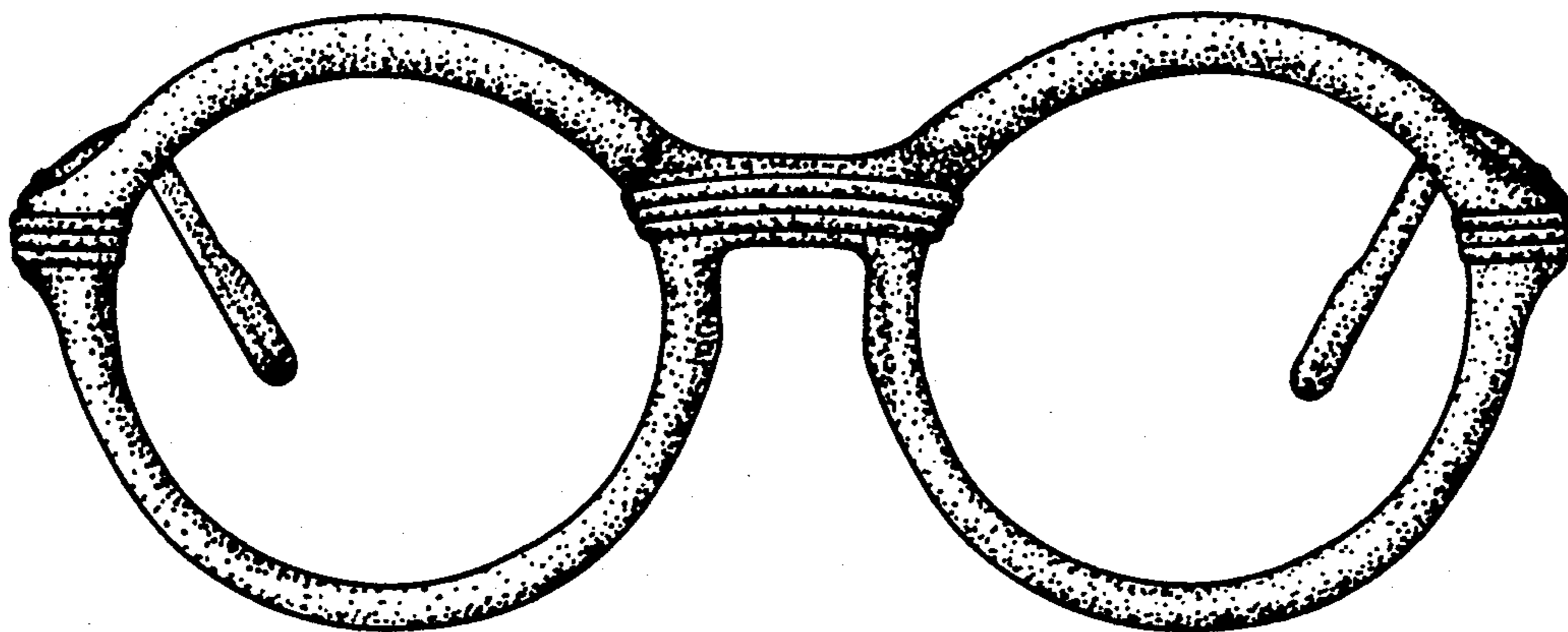


FIG. 1

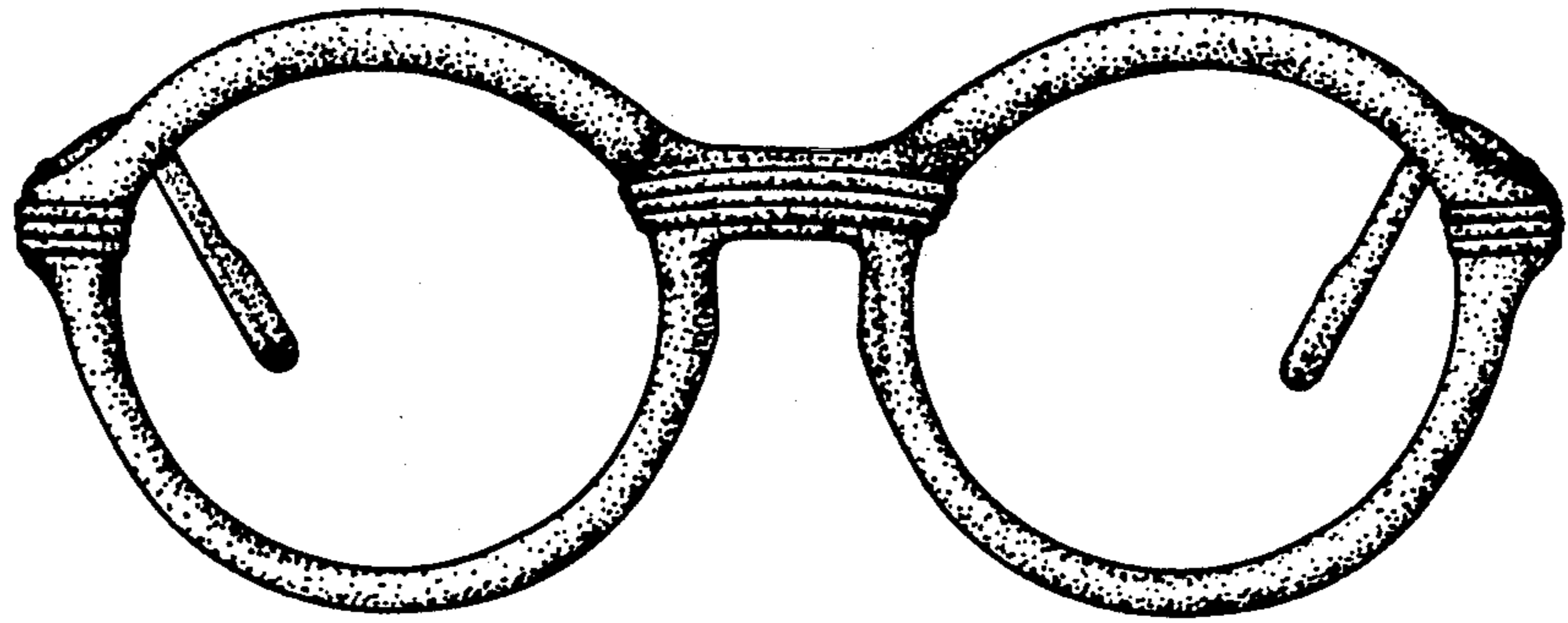


FIG. 2

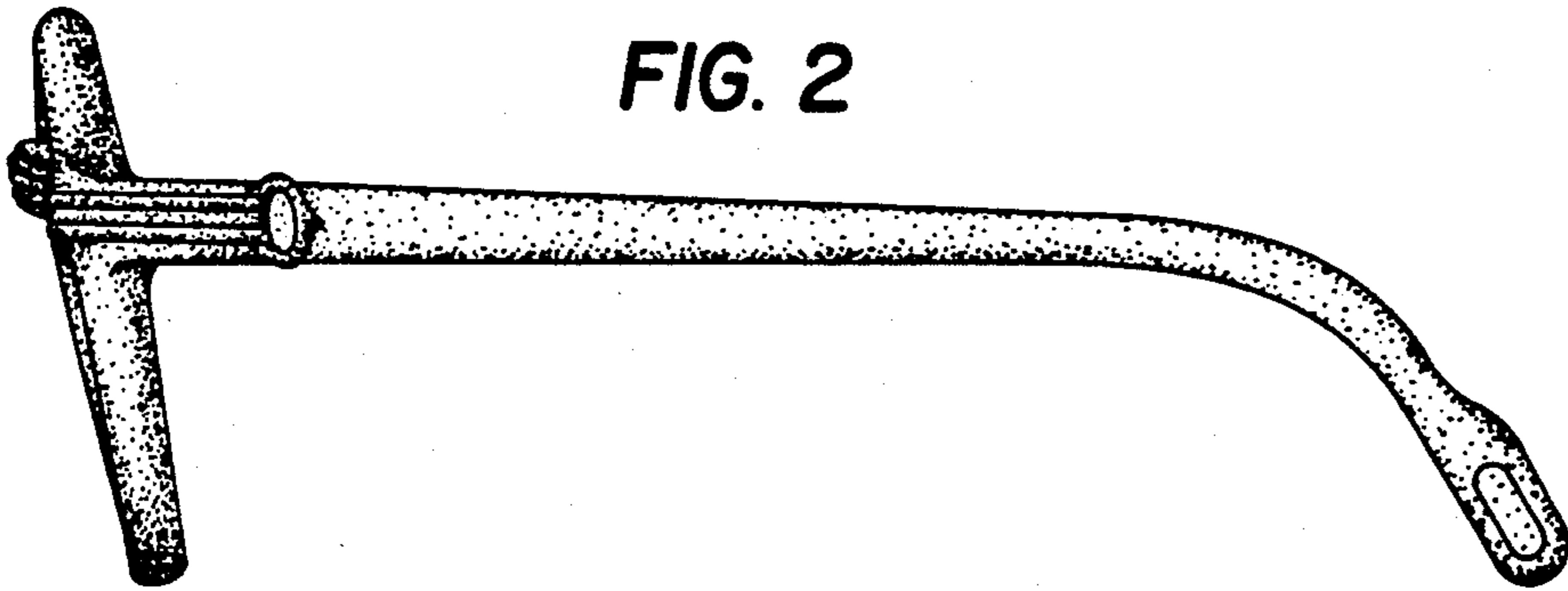


FIG. 3

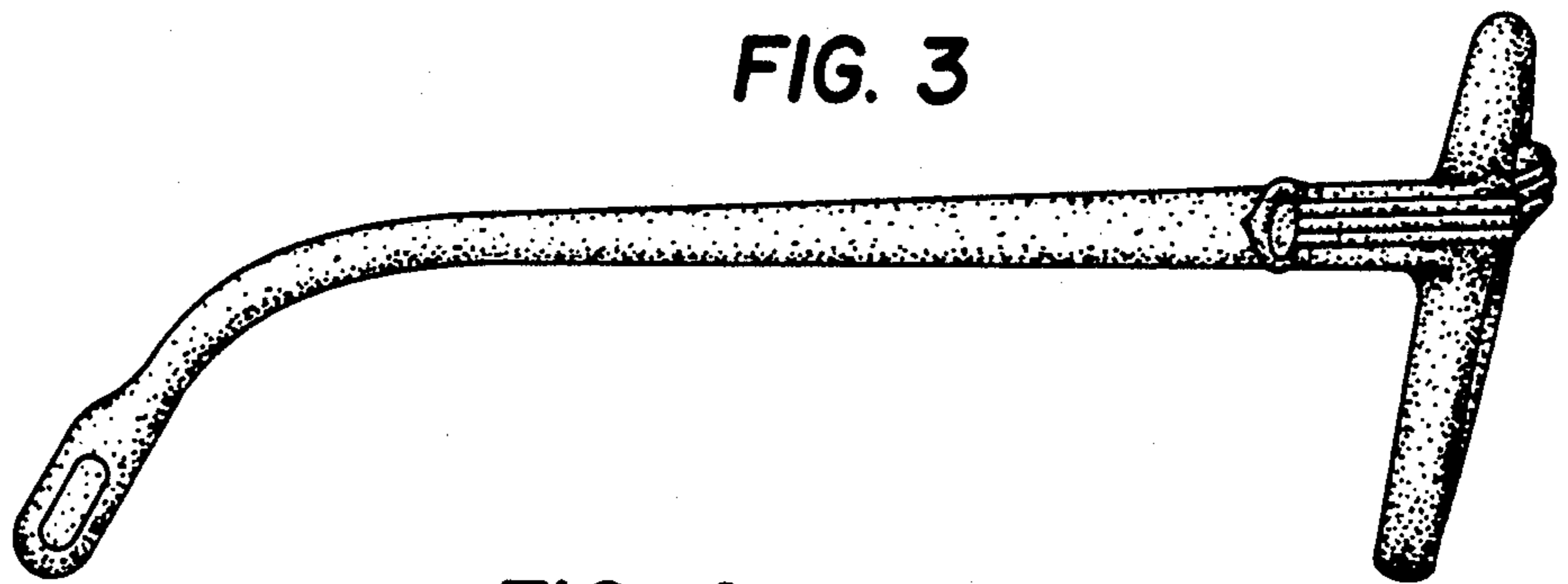

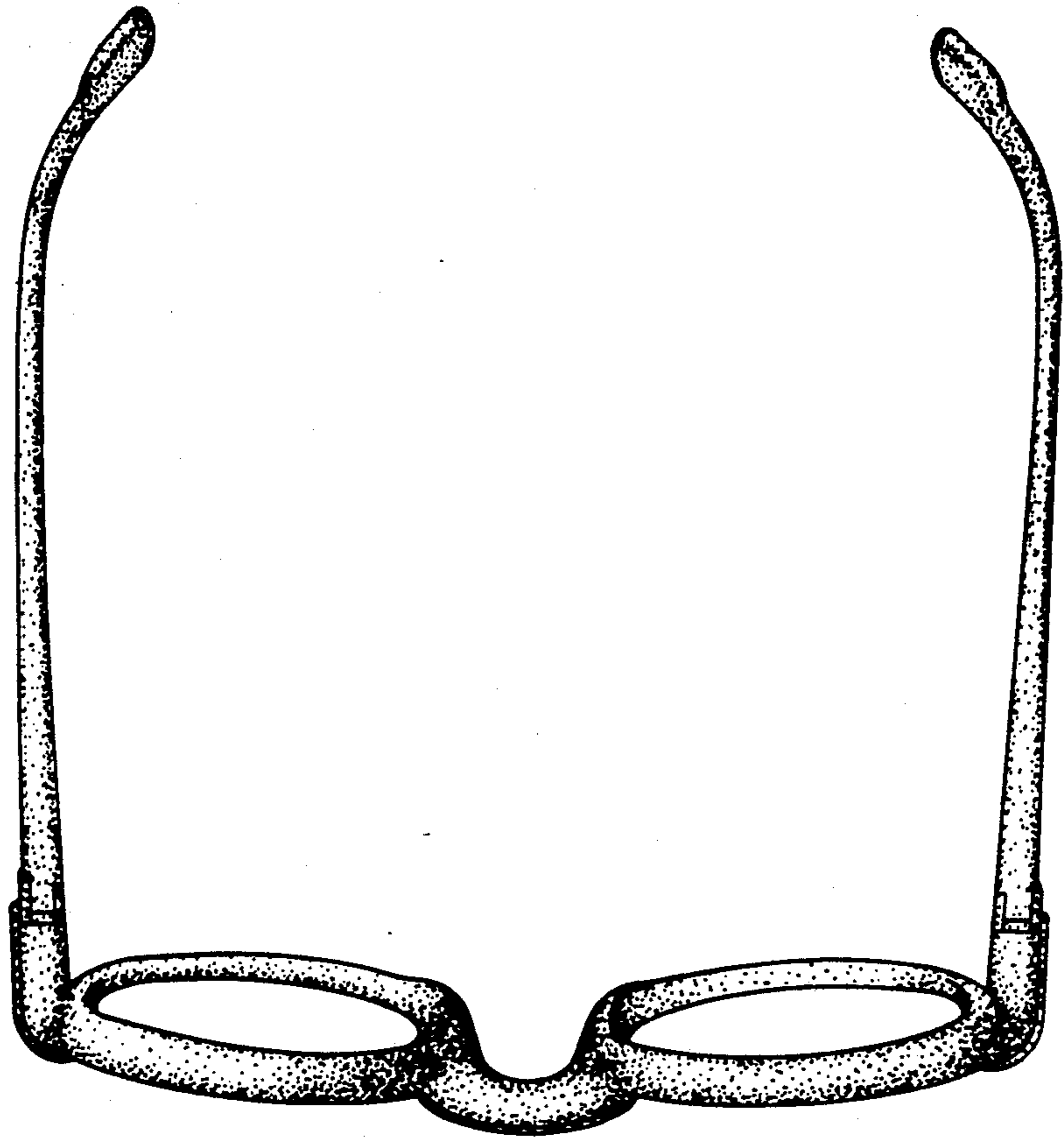


FIG. 4



**FIG. 5**



**FIG. 6**

