



US00D338195S

United States Patent [19]

Sugerman

[11] Patent Number: **Des. 338,195**

[45] Date of Patent: **** Aug. 10, 1993**

[54] **HAND REST FOR A KEYBOARD**

4,938,439 7/1990 Fried et al. 248/118.5

[75] Inventor: **Alan L. Sugerman, Malden, Mass.**

[73] Assignee: **Comprest, Inc., Billerica, Mass.**

[**] Term: **14 Years**

[21] Appl. No.: **645,690**

[22] Filed: **Jan. 25, 1991**

[52] U.S. Cl. **D14/114**

[58] Field of Search **D14/100, 114;**
340/709-710; D6/582-594; 248/118.1

[56] **References Cited**

U.S. PATENT DOCUMENTS

134,116	12/1872	West	248/118.1
D. 224,138	7/1972	Mahler	D6/583
D. 259,229	5/1981	Lady	D6/588
D. 280,109	8/1985	Lewis et al.	D18/99
D. 288,097	2/1987	Harter et al.	D6/406 X
1,895,704	1/1933	Crosby	.	
4,545,554	10/1985	Latino et al.	248/118.1
4,621,781	11/1986	Springer	248/118
4,776,284	10/1988	McIntosh	248/918 X

OTHER PUBLICATIONS

Deroke Computer Support Products item keyboard tray, p. 30, Spring 1989.

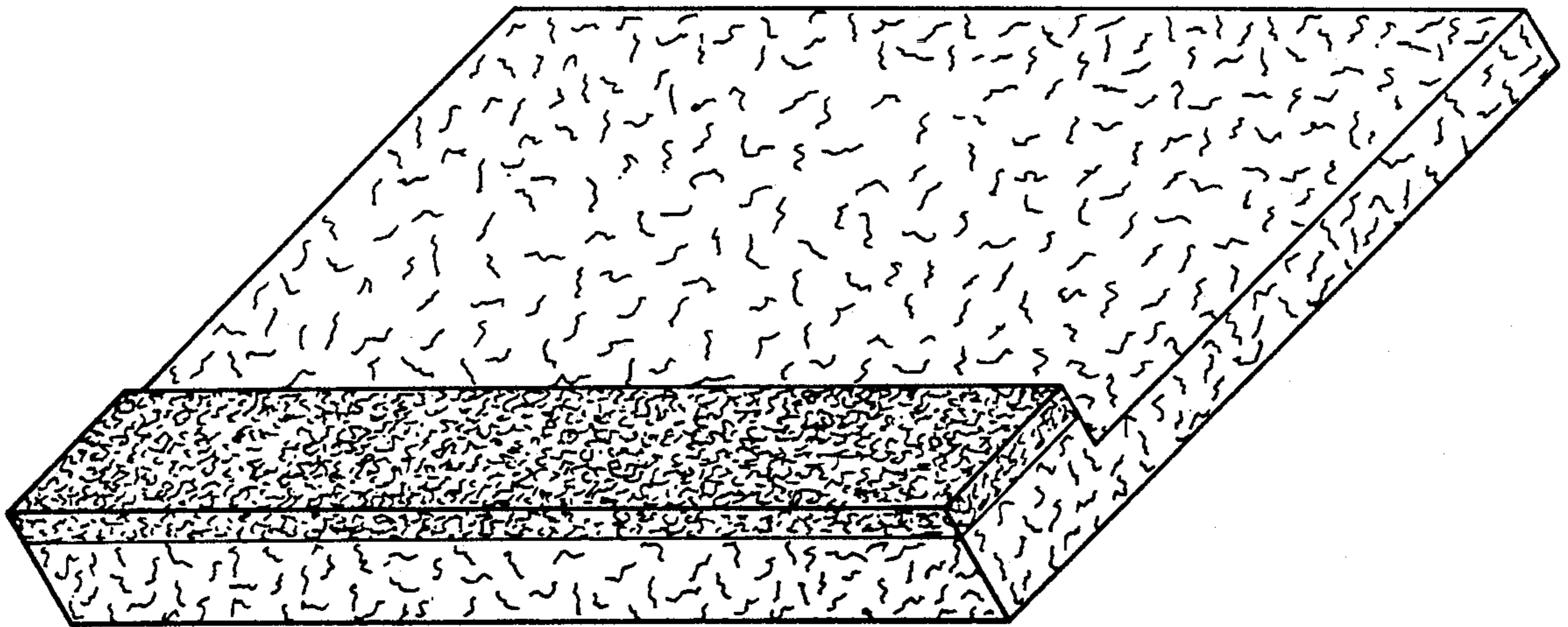
Primary Examiner—Wallace R. Burke
Assistant Examiner—M. H. Tung
Attorney, Agent, or Firm—Weingarten, Schurgin, Gagnebin & Hayes

[57] CLAIM

The ornamental design for a hand rest for a keyboard, as shown and described.

DESCRIPTION

FIG. 1 is a top perspective view of a hand rest for a keyboard showing my new design;
FIG. 2 is a top perspective view thereof, the broken line drawing of a keyboard is for illustrative purposes only and forms no part of the claimed design;
FIG. 3 is a bottom perspective view thereof;
FIG. 4 is a side elevational view thereof; and,
FIG. 5 is a top plan view thereof.



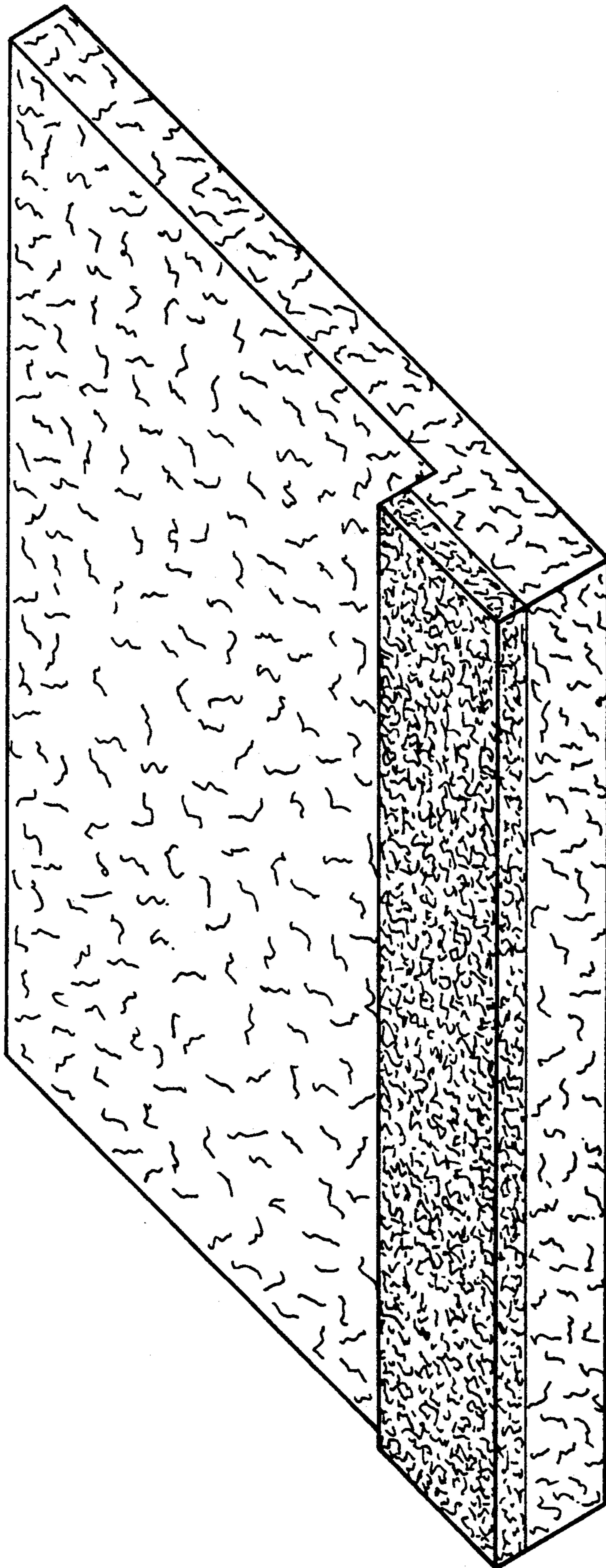


FIG. 1

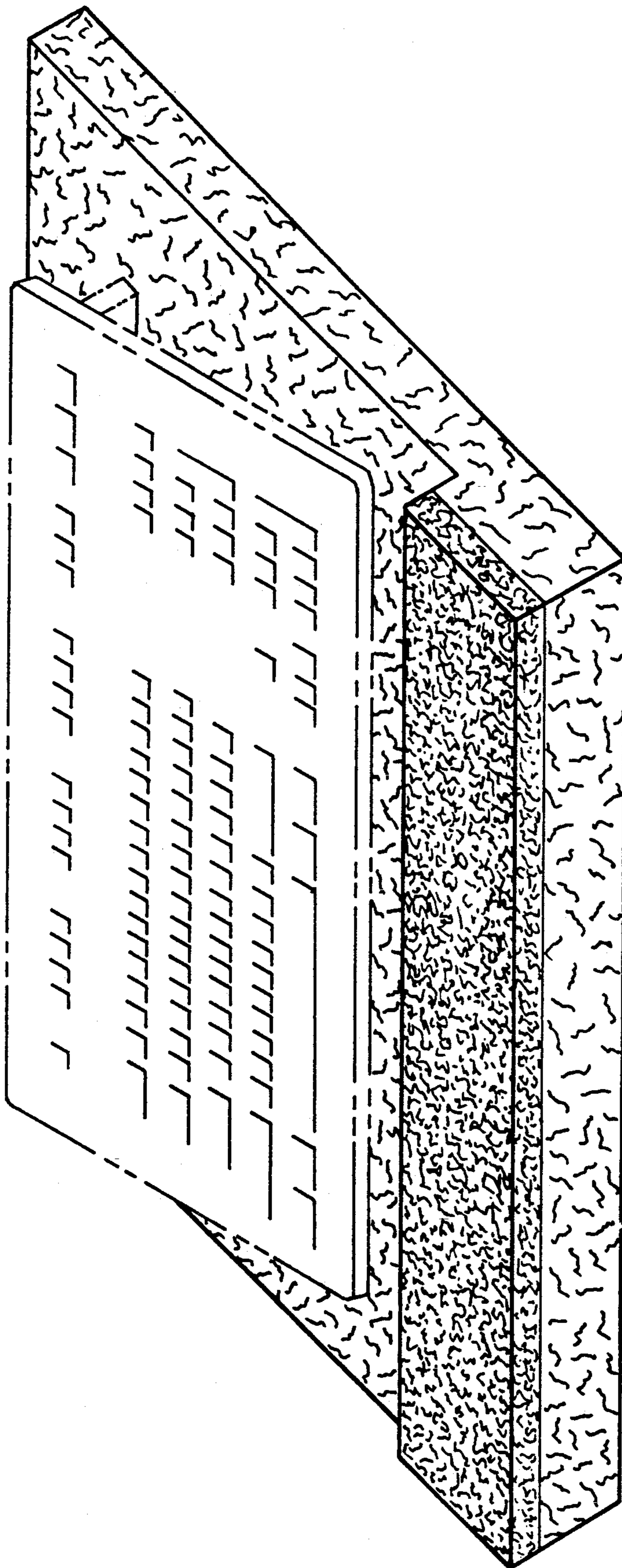


FIG. 2

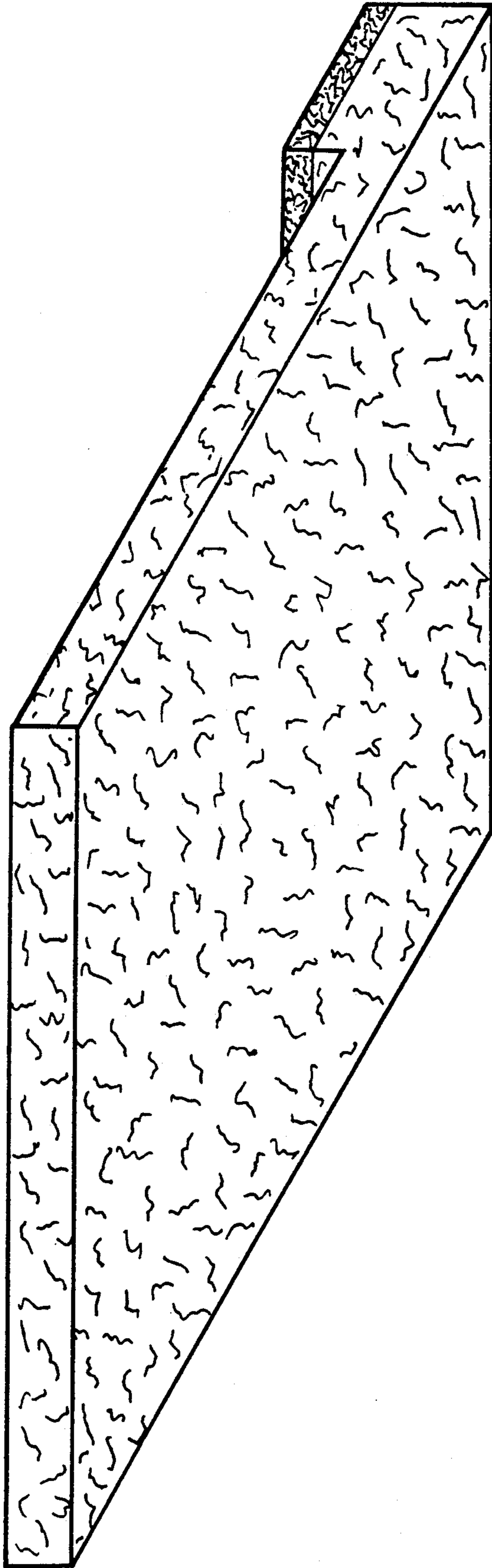


FIG. 3




FIG. 4




FIG. 5