



US00D338180S

United States Patent [19]

[11] Patent Number: Des. 338,180

Consolacion et al.

[45] Date of Patent: ** Aug. 10, 1993

[54] TIRE TREAD AND BUTTRESS

[75] Inventors: Rudy E. Consolacion, Copley; Randall R. Brayer, Uniontown; John K. Clark, Copley, all of Ohio; Robert A. Stella, Union Lake, Mich.

[73] Assignee: The Goodyear Tire & Rubber Company, Akron, Ohio

[**] Term: 14 Years

[21] Appl. No.: 676,225

[22] Filed: Mar. 27, 1991

[52] U.S. Cl. D12/147

[58] Field of Search D12/136, 138, 145-151; 152/209 R, 209 B, 209 D

[56] References Cited

U.S. PATENT DOCUMENTS

D. 308,659 6/1990 Brayer D12/146
4,702,292 10/1987 Brayer D12/138

OTHER PUBLICATIONS

1990 Tread Design Guide, p. 33, Firestone Firehawk FTX Tire, third row down from top, right side of page.
1990 Tread Design Guide, p. 48, Michelin Sport EPX

Plus Tire, second row down from top, second tire in from left side of page.

1990 Tread Design Guide, p. 73, Uniroyal Rallye GTS Tire, second row down from top, center of page.

Primary Examiner—James M. Gandy
Attorney, Agent, or Firm—T. P. Lewandowski

[57] CLAIM

The ornamental design for a tire tread and buttress, as shown and described.

DESCRIPTION


FIG. 1 is a perspective view of a tire tread and buttress showing our new design, it being understood that the pattern is repeated throughout the circumference of the tread and buttress, the opposite side being substantially the same as that shown;

FIG. 2 is a front elevational view thereof;

FIG. 3 is a fragmentary side elevational view thereof; and,

FIG. 4 is an enlarged fragmentary front elevational view thereof.

The broken lines shown in FIGS. 1 and 3 of the drawing are for illustrative purposes only and form no part of the claimed design.



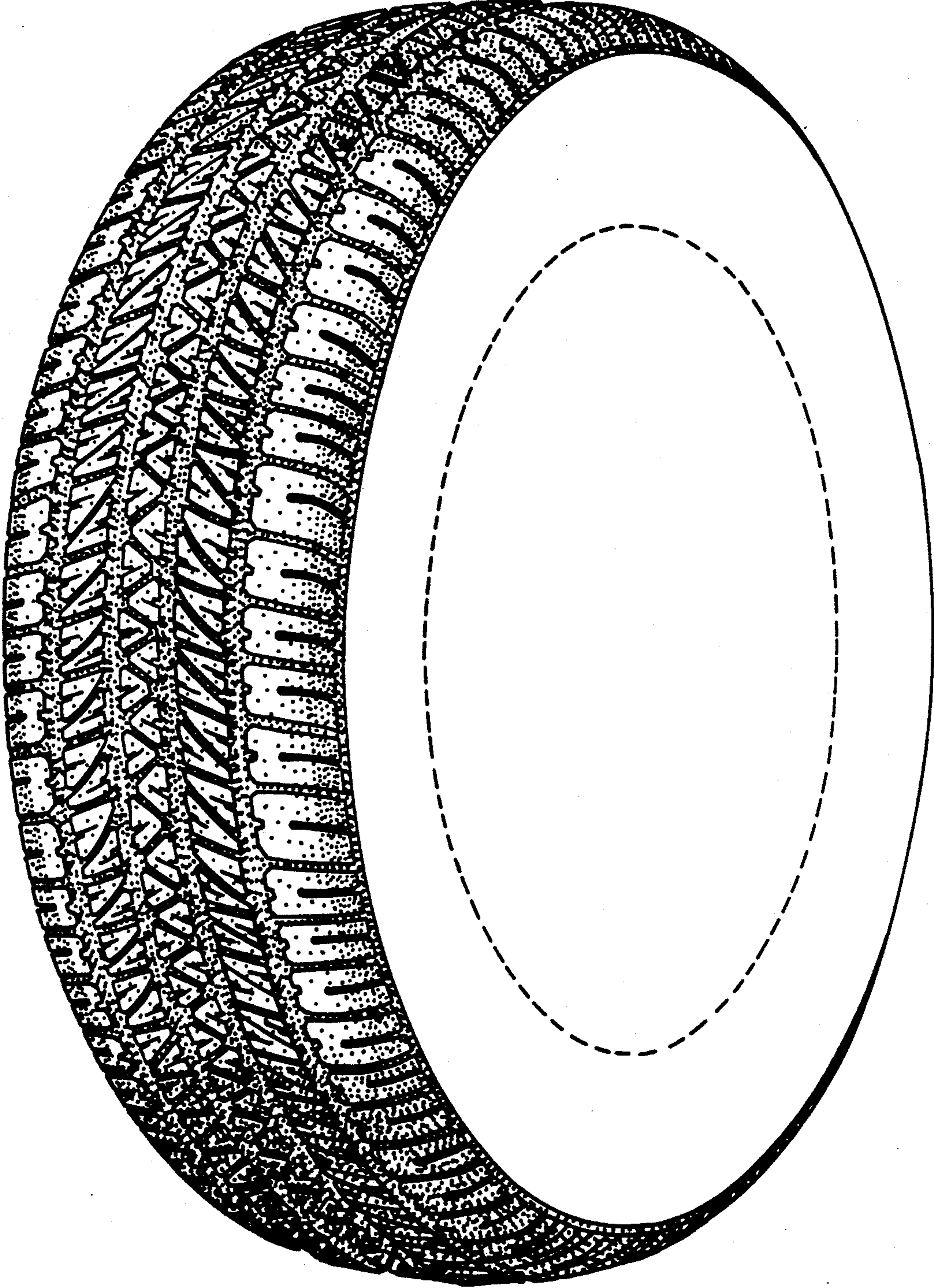


FIG. 1




FIG. 2

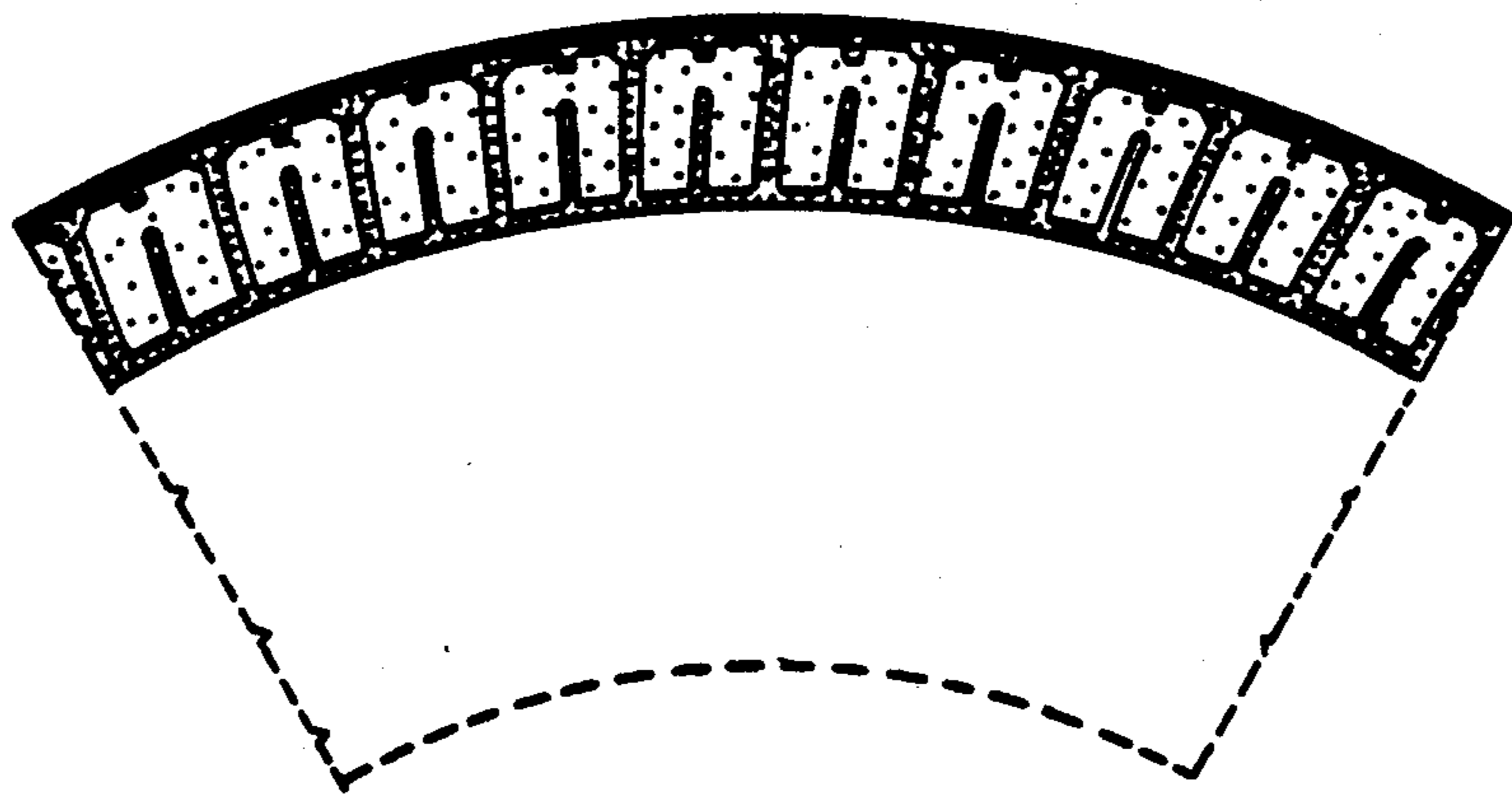


Fig. 3

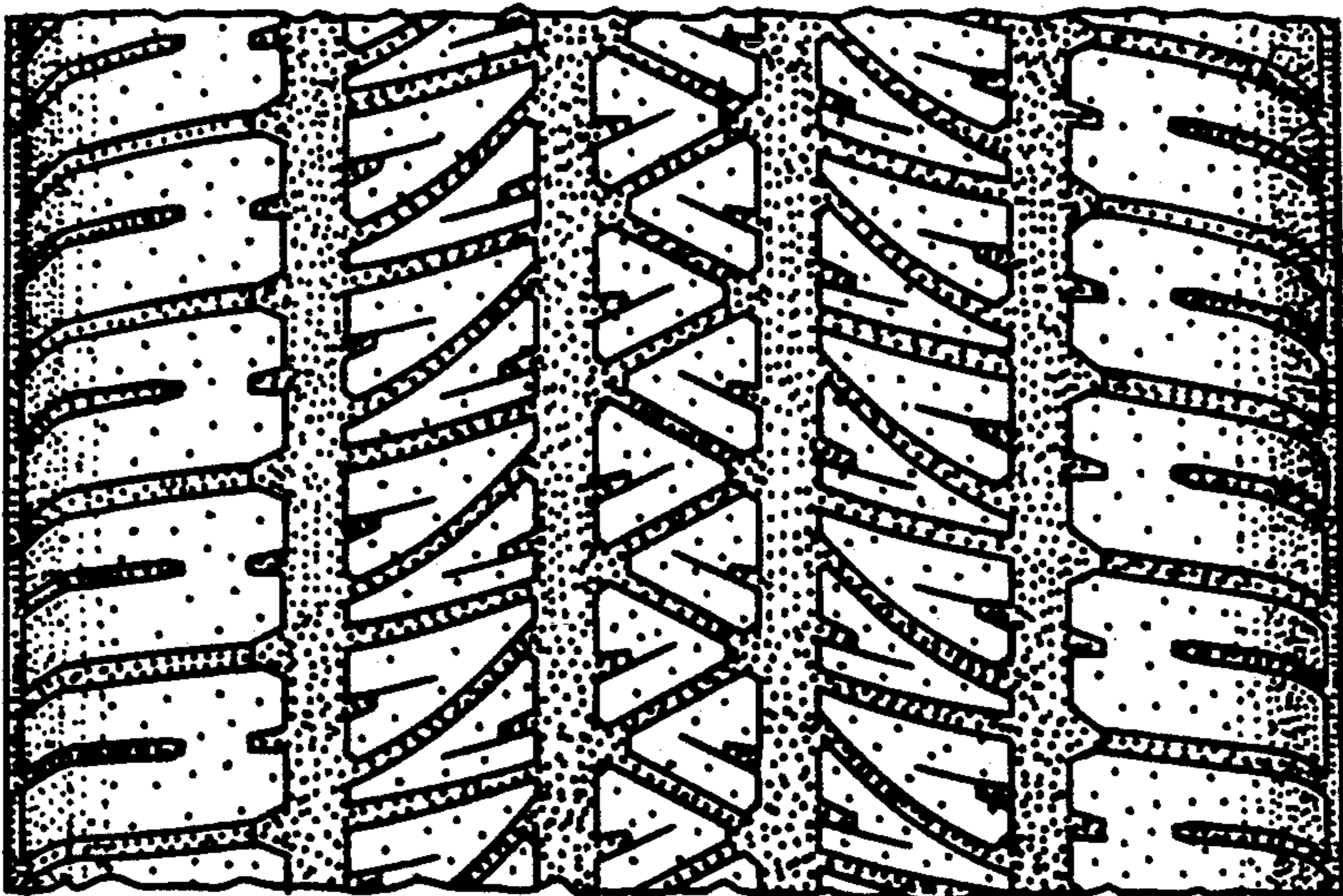


FIG. 4