



US00D338174S

# United States Patent [19]

Cowan

[11] Patent Number: **Des. 338,174**

[45] Date of Patent: **\*\* Aug. 10, 1993**

[54] EXPANSION BRACELET

[75] Inventor: **Murray L. Cowan, Norwood, Mass.**

[73] Assignee: **Textron Inc., Providence, R.I.**

[\*] Notice: The portion of the term of this patent subsequent to Nov. 21, 2003 has been disclaimed.

[\*\*] Term: **14 Years**

[21] Appl. No.: **509,620**

[22] Filed: **Apr. 16, 1990**

[52] U.S. Cl. .... **D11/19; D11/3**

[58] Field of Search ..... **D11/1-13, D11/15-25, 93, 94; 59/80-88, 90; 63/1.1-6; 224/171, 175, 178; D10/30-32**

[56] **References Cited**

### U.S. PATENT DOCUMENTS

D. 221,017	6/1971	Poon .....	D11/12
D. 304,696	11/1989	Cowan .....	D11/19
D. 305,004	12/1989	Cowan .....	D11/19
D. 308,181	5/1990	Munnier .....	D11/93

*Primary Examiner*—Hugo Word

*Assistant Examiner*—R. Seifert


*Attorney, Agent, or Firm*—Samuels, Gauthier & Stevens

[57] **CLAIM**

The ornamental design for an expansion bracelet, as shown and described.

### DESCRIPTION

FIG. 1 is a top plan view of an expansion bracelet showing my new design;  
FIG. 2 is a bottom plan view thereof with the central portion removed for ease of illustration;  
FIG. 3 is a side elevational view thereof;  
FIG. 4 is an end elevational view thereof; and,  
FIG. 5 is a top plan view shown fragmented for ease of illustration.






FIG. 1



FIG. 2



FIG. 3




FIG. 4




FIG. 5