



US00D338173S

United States Patent [19]
Pitteloud

[11] **Patent Number: Des. 338,173**
[45] **Date of Patent: ** Aug. 10, 1993**

[54] **WRIST WATCH BAND**

[75] **Inventor: Michel Pitteloud, Lutry, Switzerland**

[73] **Assignee: Harry Winston Ultimate Timepiece S.A., Geneva, Switzerland**

[**] **Term: 14 Years**

[21] **Appl. No.: 1,668**

[22] **Filed: Nov. 19, 1992**

[52] **U.S. Cl. D11/17; D11/3**

[58] **Field of Search D11/1-18, D11/20-25, 93-94, 87; 63/26, 1.1, 2-11; 59/78, 79.1-79.3, 80-82, 84, 90-92; D10/30-39**

[56] **References Cited**

U.S. PATENT DOCUMENTS

- D. 221,016 6/1971 Poon D11/12
- D. 288,066 2/1987 Kanoui D10/32
- D. 315,117 3/1991 Cowan D11/19

- D. 315,312 3/1991 Bonnet D10/32
- D. 322,765 12/1991 Cowan D11/25
- D. 327,021 6/1992 Burgener D10/38

Primary Examiner—A. Hugo Word
Assistant Examiner—R. Scifert
Attorney, Agent, or Firm—Woodard, Emhardt, Naughton, Moriarty & McNett

[57] **CLAIM**

The ornamental design for a wrist watch band, as shown and described.

DESCRIPTION

FIG. 1 is a perspective view of a wrist watch band, showing my new design;
FIG. 2 is a top plan view;
FIG. 3 is a bottom plan view;
FIG. 4 is a right side elevational view;
FIG. 5 is a left side elevational view;
FIG. 6 is a front elevational view; and,
FIG. 7 is a rear elevational view.




FIG. 1

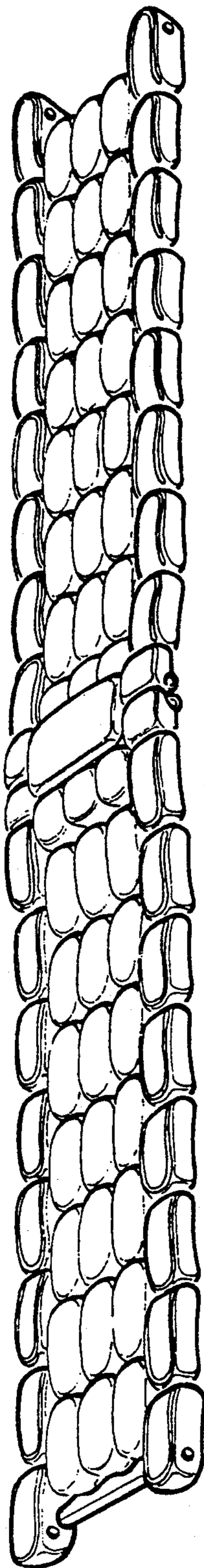


FIG. 2




FIG. 3

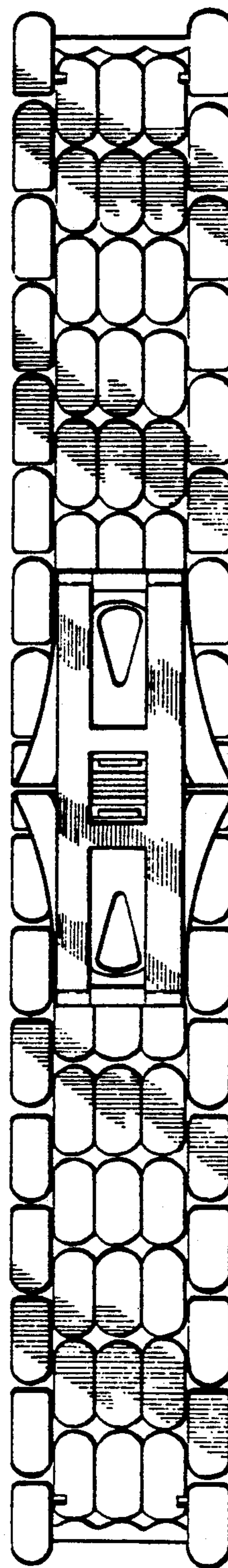


FIG. 4




FIG. 5



FIG. 6



FIG. 7