



US00D338161S

United States Patent [19]

[11] Patent Number: **Des. 338,161**

Kizaki

[45] Date of Patent: **** Aug. 10, 1993**

[54] WRIST WATCH

[75] Inventor: **Nobuhisa Kizaki, Hannou, Japan**

[73] Assignee: **Citizen Watch Co., Ltd., Tokyo, Japan**

[**] Term: **14 Years**

[21] Appl. No.: **325,346**

[22] Filed: **Mar. 17, 1989**

[52] U.S. Cl. **D10/39; D10/126**

[58] Field of Search **D10/30-39, D10/122-127; 368/37, 220-238, 276, 278, 281-286, 294-297**

[56] References Cited

U.S. PATENT DOCUMENTS

D. 297,124	8/1988	Grinberg	D10/39
D. 315,517	3/1991	Genta	D10/39
4,674,889	6/1987	Klaus	368/15 X

FOREIGN PATENT DOCUMENTS

609804	8/1926	France	368/232
--------	--------	--------	-------	---------

OTHER PUBLICATIONS

Jewelers Circular-Keystone; Oct. 1985; p. 124; top two watches.

Swiss Watch & Jewelry Journal (SWJJ); Feb. 1988; p. 171, Watch at top.

Evans Catalogue; 1988/89 ©1988; p. 108y; Watches #8 & 190 10 middle of page.

Primary Examiner—Alan P. Douglas

Assistant Examiner—Caron D. Veynar

Attorney, Agent, or Firm—Koda and Androlia

[57] CLAIM

The ornamental design for a wrist watch, as shown and described.

DESCRIPTION

FIG. 1 is a top plan view of a wrist watch showing my new design;

FIG. 2 is a bottom plan view thereof;

FIG. 3 is a rear elevational view thereof;

FIG. 4 is a front elevational view thereof;

FIG. 5 is a left side elevational view thereof;

FIG. 6 is a right side elevational view thereof; and,

FIG. 7 is a perspective view thereof.

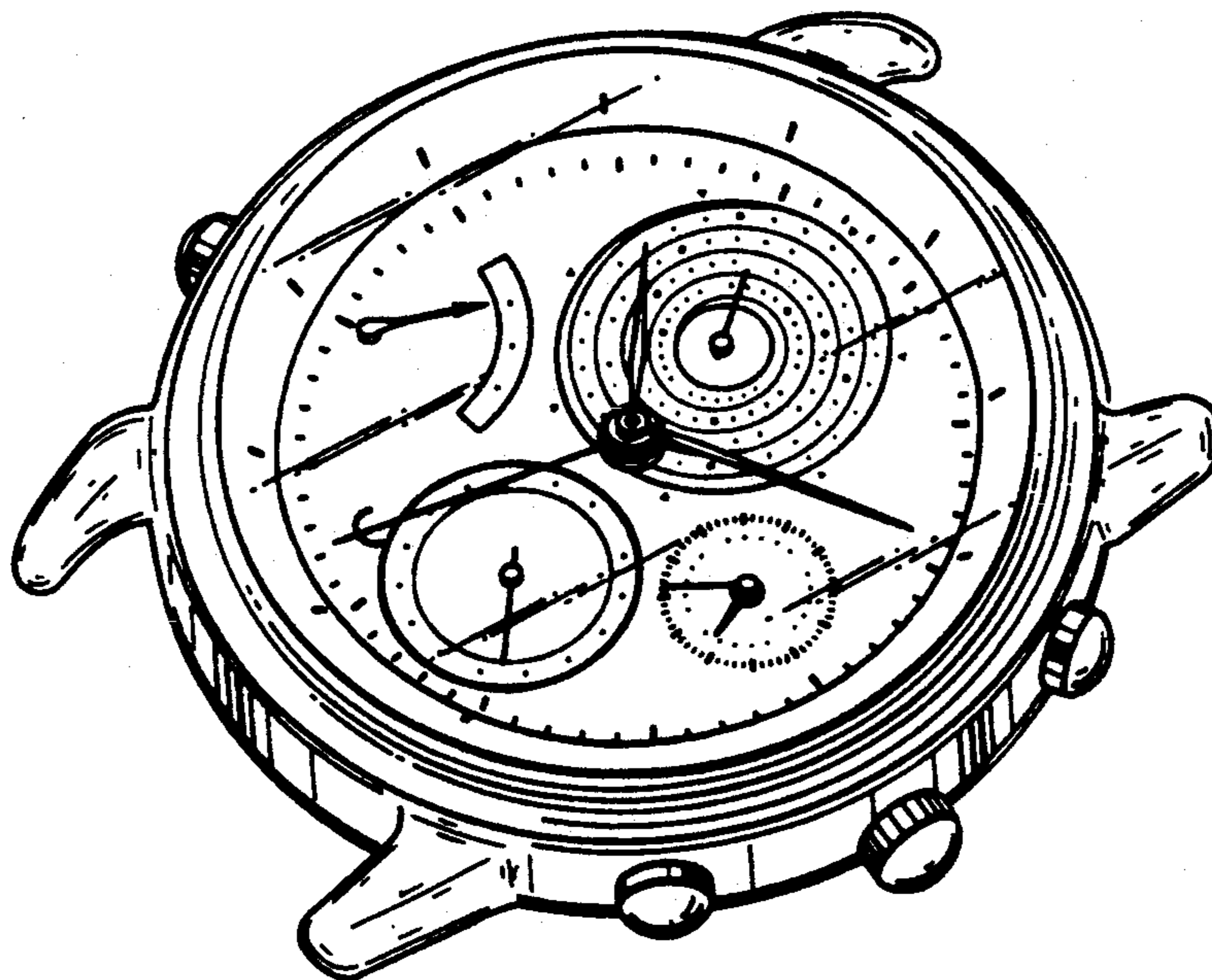


FIG. 1



FIG. 3




FIG.2

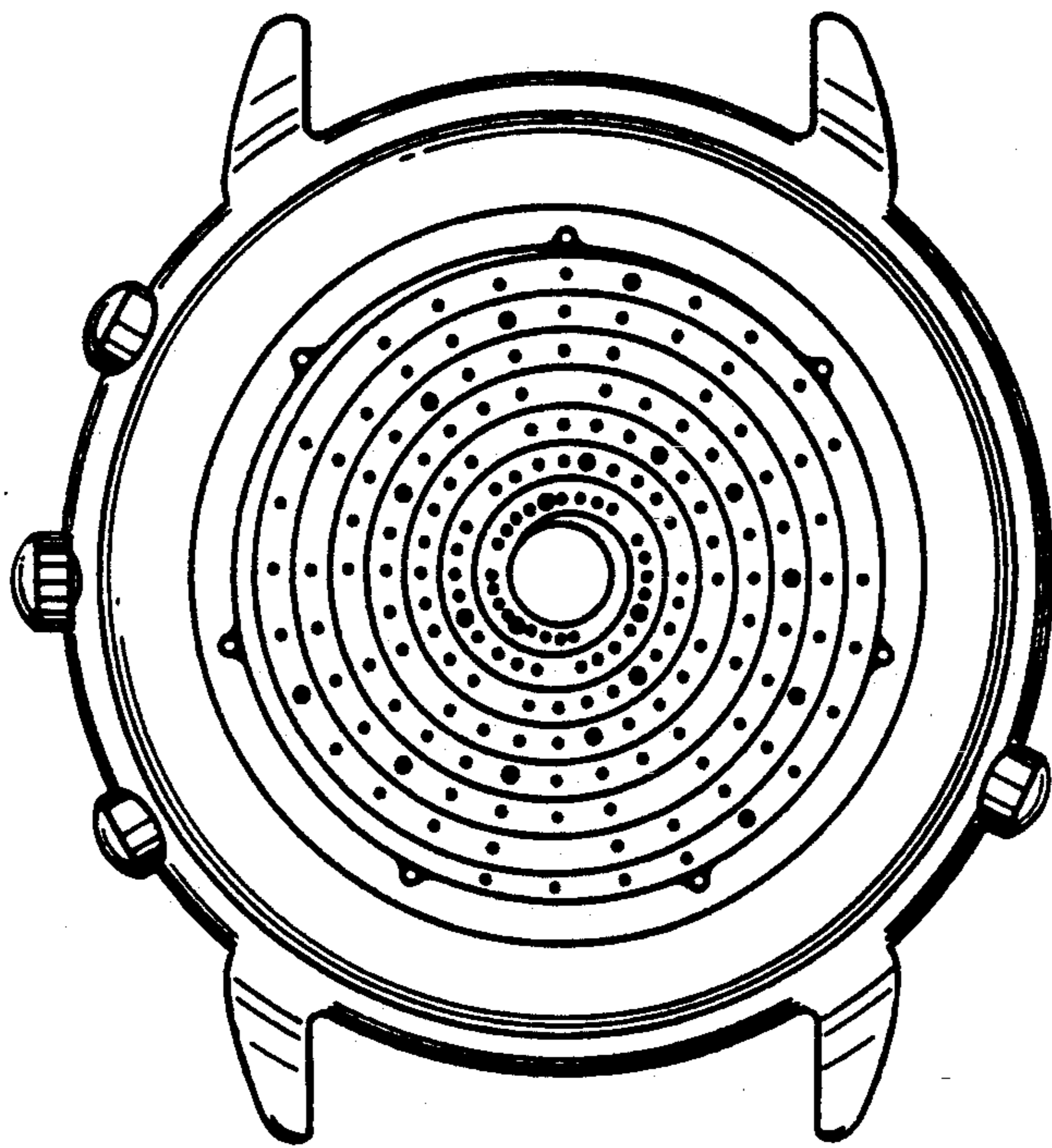


FIG.4




FIG.5



FIG.6



FIG.7

