



US00D338160S

United States Patent [19]

[11] Patent Number: **Des. 338,160**

Houlihan

[45] Date of Patent: **** Aug. 10, 1993**

[54] **DIGITAL WRISTWATCH**

[75] Inventor: **John T. Houlihan, Watertown, Conn.**

[73] Assignee: **Timex Corporation, Middlebury, Conn.**

[**] Term: **14 Years**

[21] Appl. No.: **695,865**

[22] Filed: **May 6, 1991**

[52] U.S. Cl. **D10/32**

[58] Field of Search **D10/1-39, D10/40, 122-126, 128, 129; 368/82-84, 239-242, 276-278, 280-282, 285, 318, 322, 323**

[56] **References Cited**

U.S. PATENT DOCUMENTS

- D. 301,840 6/1989 Houlihan D10/30
- D. 317,872 7/1991 Dobashi D10/32
- D. 323,993 2/1992 Lee D10/32

- D. 325,530 4/1992 Moriai D10/30 X
- D. 329,388 9/1992 Takahashi D10/30
- D. 330,166 10/1992 Park D10/32
- D. 331,020 11/1992 Ishii et al. D10/31

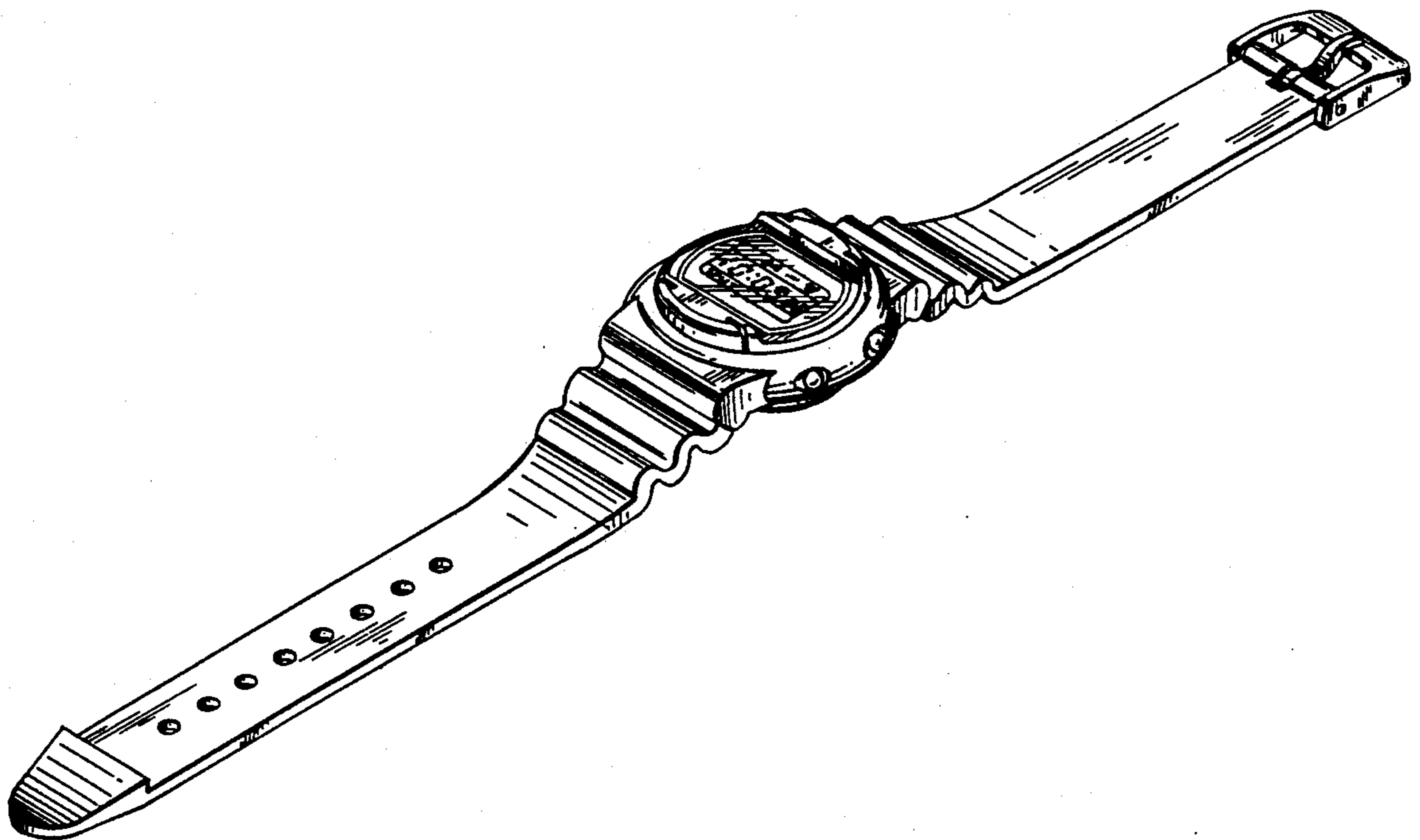
Primary Examiner—Nelson C. Holtje
Assistant Examiner—Martha Thompson
Attorney, Agent, or Firm—William C. Crutcher

[57] **CLAIM**

The ornamental design for a digital wristwatch, as shown and described.

DESCRIPTION

FIG. 1 is a top and right front perspective view of a digital wristwatch showing my new design; FIG. 2 is a top plan view thereof; FIG. 3 is a right side elevational view thereof; FIG. 4 is a left side elevational view thereof; FIG. 5 is a bottom plan view thereof; FIG. 6 is a front elevational view thereof; and, FIG. 7 is a rear elevational view thereof.



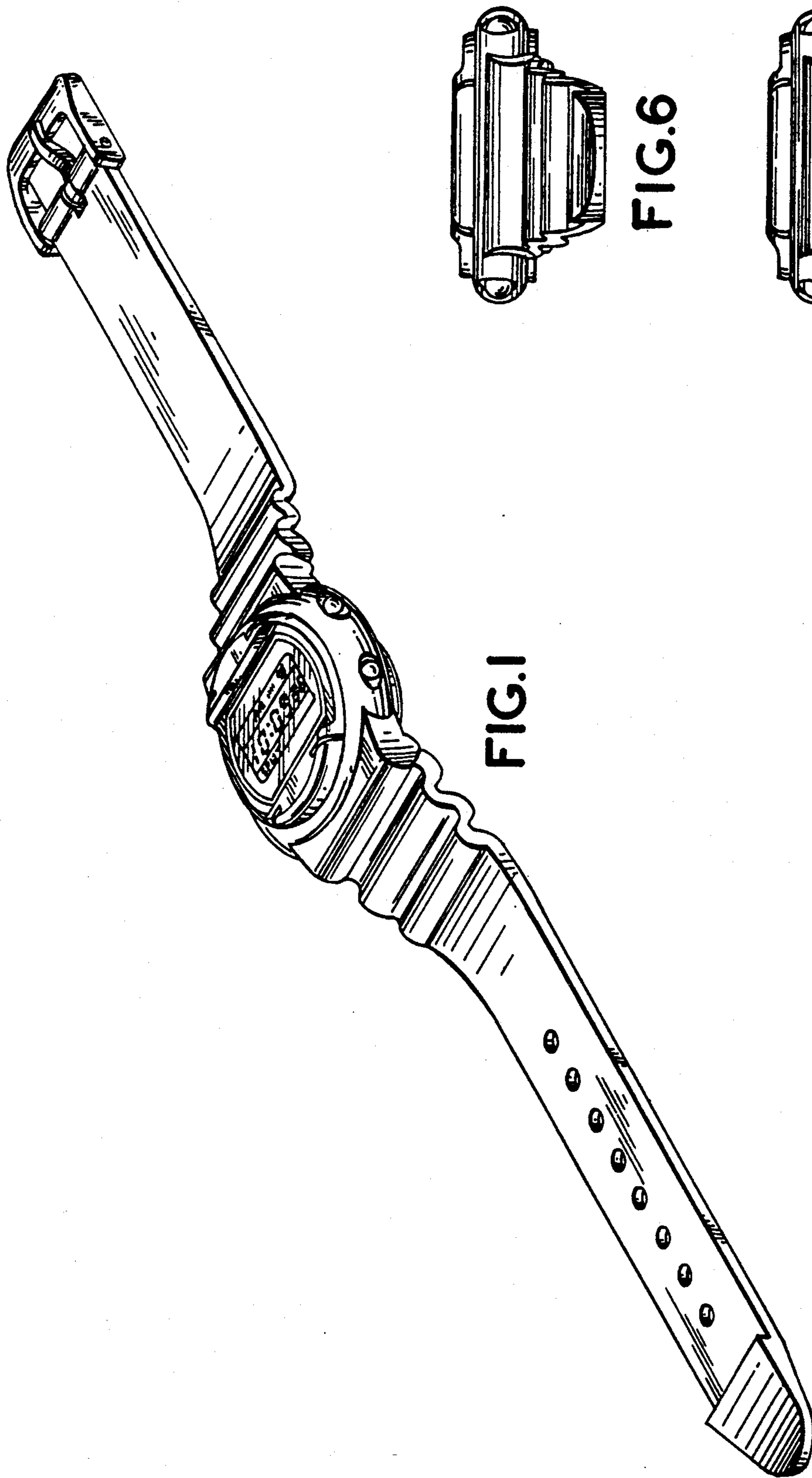


FIG. 1

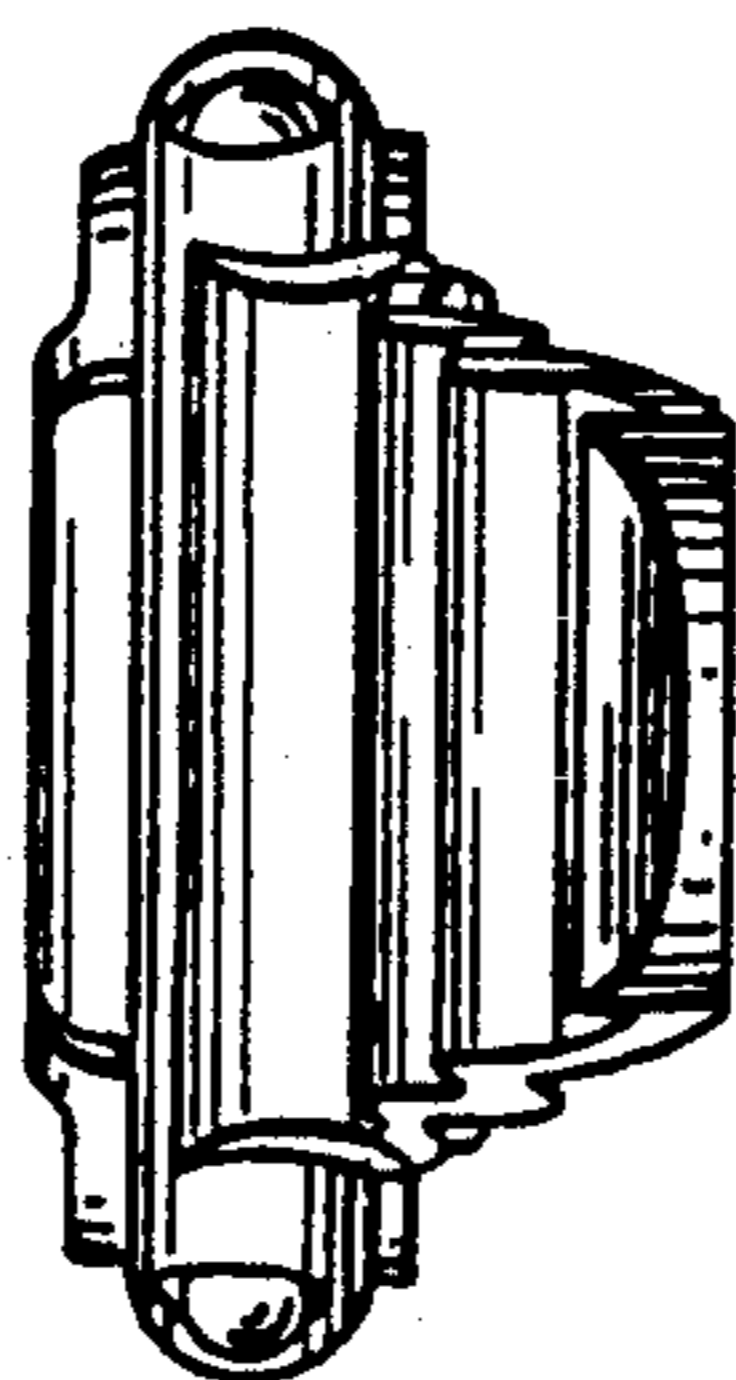


FIG. 6




FIG. 7

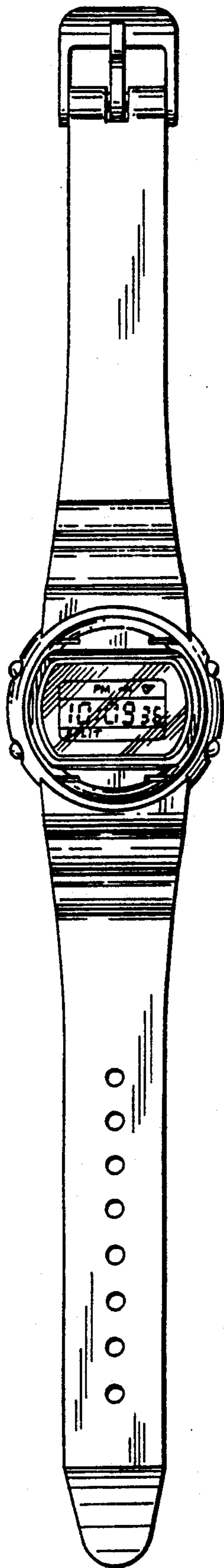


FIG. 2

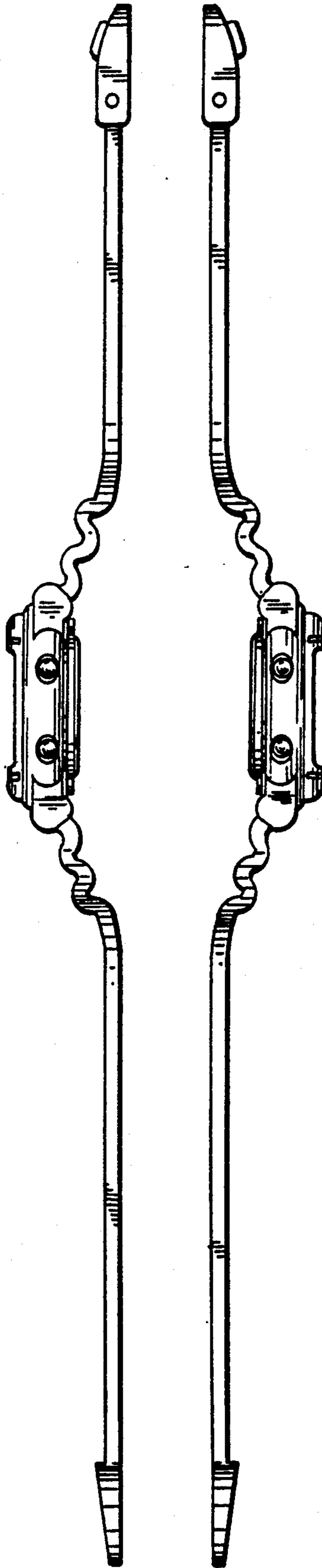


FIG. 3

FIG. 4




FIG. 5