



US00D338159S

United States Patent [19]

[11] Patent Number: **Des. 338,159**

Densky et al.

[45] Date of Patent: **** Aug. 10, 1993**

[54] **COMBINED DISPENSING BOTTLE FOR ADHESIVE AND CAP**

| | | | |
|------------|---------|-------------------------|-----------|
| D. 273,764 | 5/1984 | Steigerwald et al. | D9/447 X |
| 2,896,237 | 7/1959 | Owens et al. | 222/546 |
| 3,361,304 | 1/1968 | Thompson | 222/546 |
| 5,056,689 | 10/1991 | Heyl et al. | 221/212 X |

[75] Inventors: **Herbert Densky, Barsinghausen; Rolf Lier, Neustadt; Werner Spillmann, Sehnde, all of Fed. Rep. of Germany**

OTHER PUBLICATIONS

Drug & Cosmetic Industry, Feb. 1986, p. 68, Max Factor bottle, bottom right.
Packaging, Sep. 1987, p. 65, Stull dispensing closures.

[73] Assignee: **Omni Technic GmbH, Hanover, Fed. Rep. of Germany**

Primary Examiner—Bernard Ansher
Assistant Examiner—Lucy Lieberman
Attorney, Agent, or Firm—Ernest G. Szoke; Wayne C. Jaeschke; Kenneth Watov

[**] Term: **14 Years**

[21] Appl. No.: **578,992**

[22] Filed: **Sep. 6, 1990**

[57] CLAIM

[30] Foreign Application Priority Data

Mar. 6, 1990 [WO] World Int. Prop. O. DM/016092

[52] U.S. Cl. **D9/574; D9/453; D9/571**

The ornamental design for a combined dispensing bottle for adhesive and cap, as shown and described.

[58] Field of Search **D9/338, 574, 571, 573, D9/447, 449, 453, 529, 503; 222/546, 544, 212, 213; 215/1 R, 1 C**

DESCRIPTION

[56] References Cited

U.S. PATENT DOCUMENTS

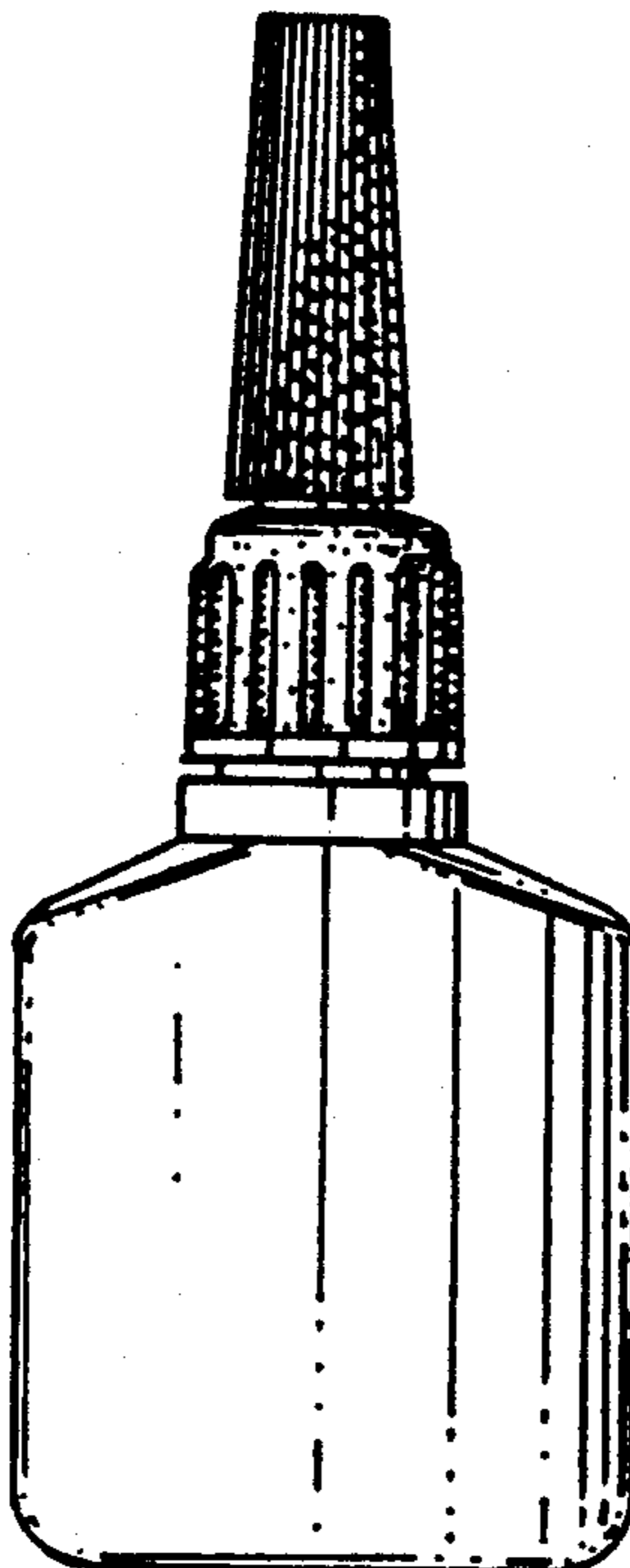
| | | | |
|------------|---------|-----------------|--------|
| D. 179,159 | 11/1956 | Sanborn | D9/447 |
| D. 183,335 | 8/1958 | Weckesser | D9/502 |
| D. 264,940 | 6/1982 | Stock | D9/503 |

FIG. 1 is a front elevational view of a combined dispensing bottle for adhesive and cap showing our new design wherein the back elevational view is identical to the front elevational view;

FIG. 2 is a right side elevational view thereof, wherein the left side elevational view is identical to the right side elevational view;

FIG. 3 is a top plan view thereof; and,

FIG. 4 is a bottom plan view thereof.



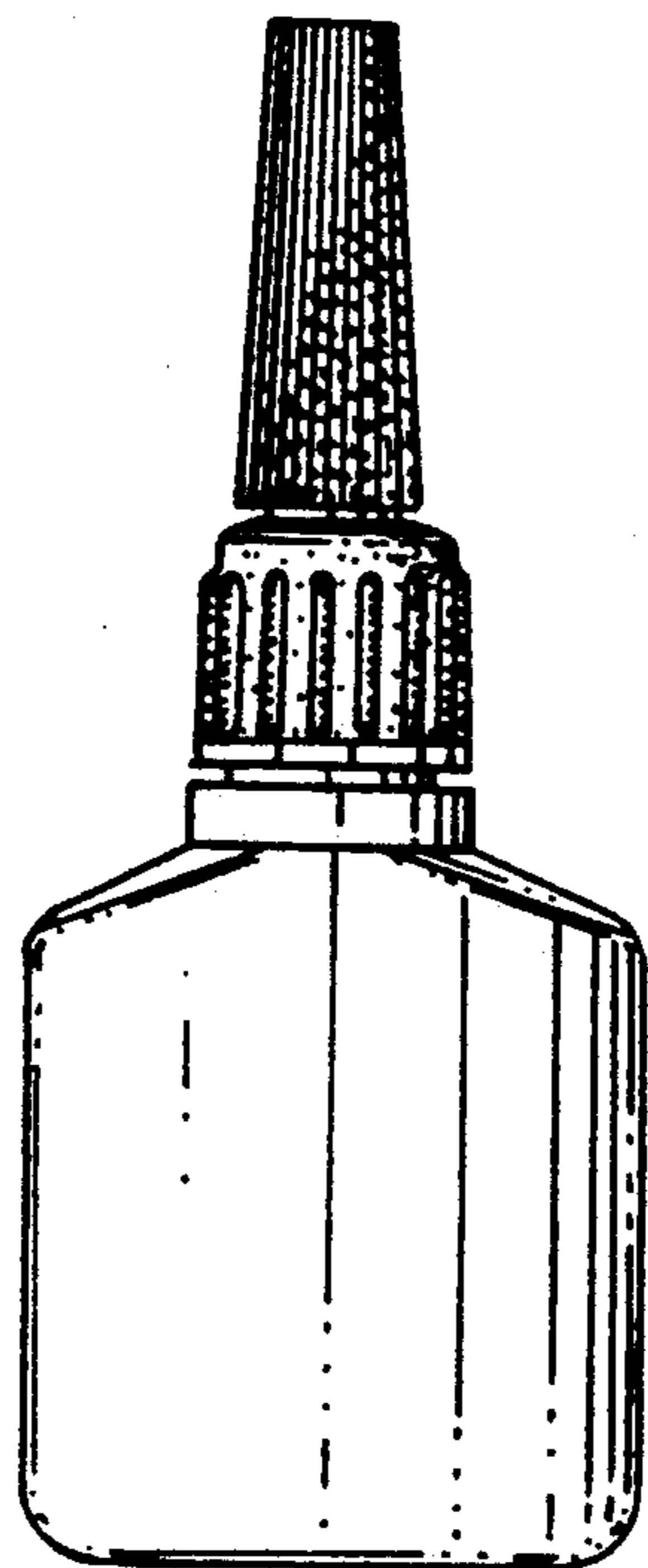


FIG. 1




FIG. 2




FIG. 3

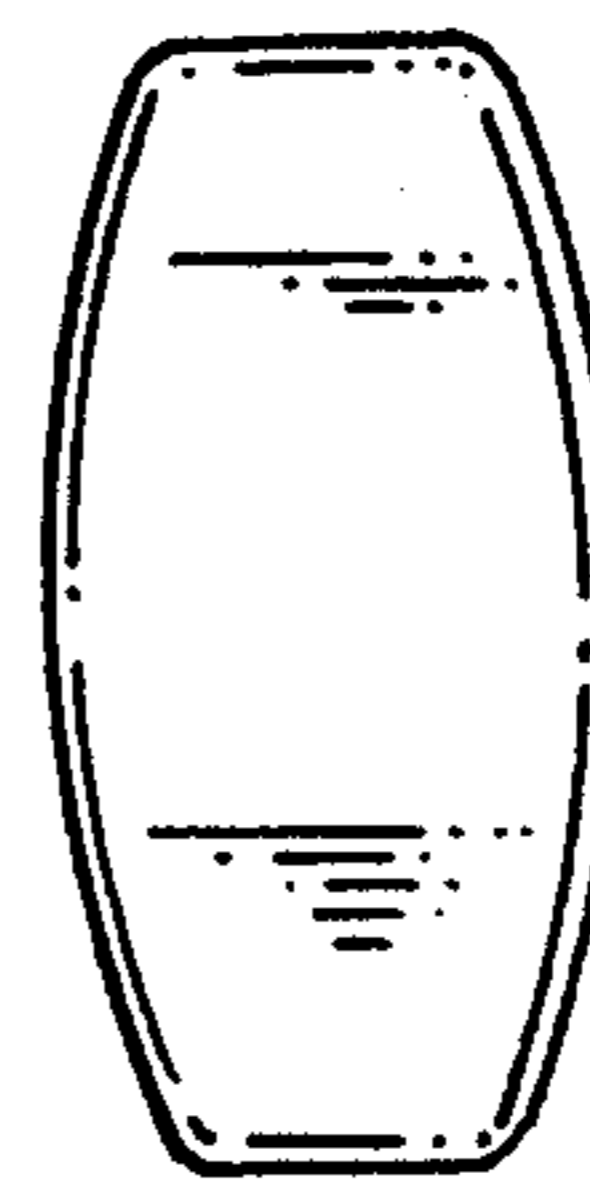


FIG. 4